Appendix 14.1 Traffic Surveys

Tracsis plc
Traffic and Data Services

Client: Atkins Global
Project: 3319-IRE Woodbrook Traffic Survey
Site: Site A
Start Date: 14/05/2018

Northbound

Time	Northbound								
	Mon 14-May	Tue 15-May	Wed 16-May	Thu 17-May	Fri 18-May	Sat 19-May	Sun 20-May	5 Day Avg	7 Day Avg
00:00	45	20	31	48	48	105	109	38	58
01:00	15	15	17	22	24	57	88	19	34
02:00	13	11	11	12	21	46	41	14	22
03:00	7	10	4	10	20	32	30	10	16
04:00	17	10	12	10	13	22	18	12	15
05:00	32	28	26	33	32	20	18	30	27
06:00	109	116	102	97	94	34	28	104	83
07:00	293	327	298	329	300	124	92	309	252
08:00	417	433	438	412	393	215	98	419	344
09:00	271	331	308	315	352	334	201	315	302
10:00	262	326	260	278	302	388	325	286	306
11:00	285	339	290	283	310	401	408	301	331
12:00	306	328	346	367	369	381	407	343	358
13:00	317	313	338	350	357	402	446	335	360
14:00	326	346	365	377	369	379	407	357	367
15:00	382	365	355	392	346	393	427	368	380
16:00	317	306	315	345	334	348	361	323	332
17:00	303	309	381	391	276	351	374	332	341
18:00	301	273	345	359	294	370	350	314	327
19:00	342	269	355	297	289	320	316	310	313
20:00	239	248	289	287	284	273	207	269	261
21:00	196	176	218	259	227	191	189	215	208
22:00	98	140	134	152	159	150	103	137	134
23:00	47	61	59	81	122	129	69	74	81
07-19	3780	3996	4039	4198	4002	4086	3896	4003	4000
06-22	4666	4805	5003	5138	4896	4904	4636	4902	4864
06-00	4811	5006	5196	5371	5177	5183	4808	5112	5079
00-00	4940	5100	5297	5506	5335	5465	5112	5236	5251

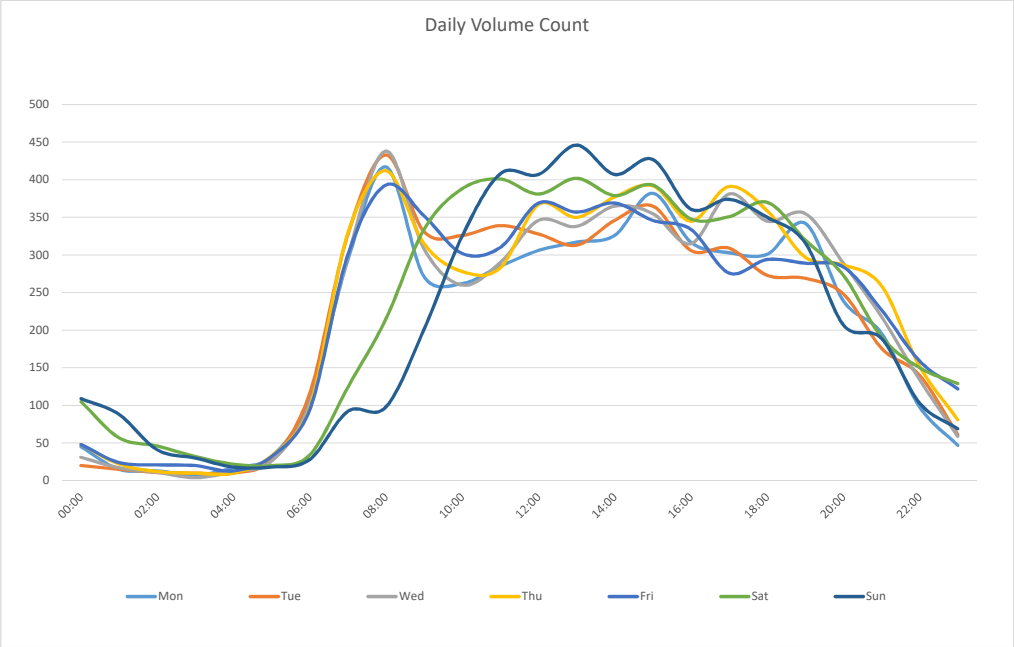

Tracsis plc
Traffic and Data Services

Client: Atkins Global
Project: 3319-IRE Woodbrook Traffic Survey
Site: Site A
Start Date: 14/05/2018

Southbound

Time	Southbound								
	Mon 14-May	Tue 15-May	Wed 16-May	Thu 17-May	Fri 18-May	Sat 19-May	Sun 20-May	5 Day Avg	7 Day Avg
00:00	36	17	22	33	34	84	87	28	45
01:00	13	13	13	18	21	52	54	16	26
02:00	11	7	9	9	16	30	45	10	18
03:00	8	6	4	7	12	20	26	7	12
04:00	11	6	8	6	7	18	19	8	11
05:00	27	26	28	24	34	16	13	28	24
06:00	72	84	76	83	83	53	30	80	69
07:00	218	236	233	242	228	111	79	231	192
08:00	409	416	414	387	409	237	124	407	342
09:00	361	364	390	365	407	386	220	377	356
10:00	261	315	287	342	352	465	285	311	330
11:00	306	356	286	308	333	443	413	318	349
12:00	321	363	369	323	415	369	466	358	375
13:00	351	337	385	376	378	424	415	365	381
14:00	370	414	403	463	432	413	447	416	420
15:00	391	412	398	514	508	357	434	445	431
16:00	536	535	518	517	534	320	398	528	480
17:00	540	591	500	521	547	330	405	540	491
18:00	396	543	444	445	466	316	351	459	423
19:00	363	396	383	371	374	338	298	377	360
20:00	280	280	329	356	295	273	213	308	289
21:00	177	174	232	229	194	188	158	201	193
22:00	88	95	109	129	134	162	108	111	118
23:00	58	56	70	85	110	126	75	76	83
07-19	4460	4882	4627	4803	5009	4171	4037	4756	4570
06-22	5352	5816	5647	5842	5955	5023	4736	5722	5482
06-00	5498	5967	5826	6056	6199	5311	4919	5909	5682
00-00	5604	6042	5910	6153	6323	5531	5163	6006	5818

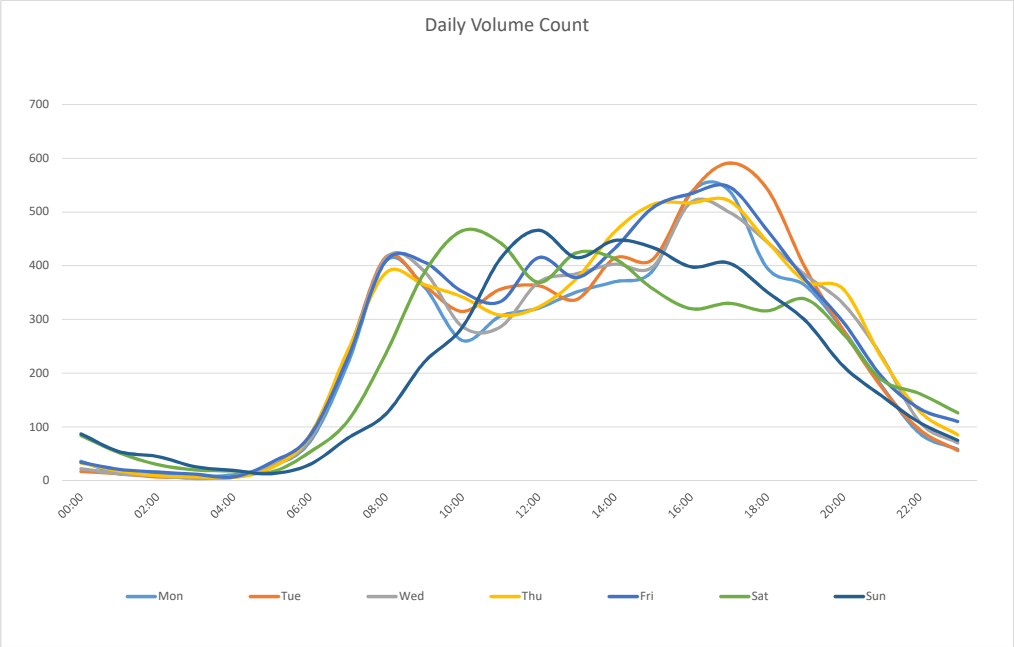

Tracsis plc
Traffic and Data Services

Client: Atkins Global
Project: 3319-IRE Woodbrook Traffic Survey
Site: Site A
Start Date: 14/05/2018

Combined

Time	Combined								
	Mon 14-May	Tue 15-May	Wed 16-May	Thu 17-May	Fri 18-May	Sat 19-May	Sun 20-May	5 Day Avg	7 Day Avg
00:00	81	37	53	81	82	189	196	67	103
01:00	28	28	30	40	45	109	142	34	60
02:00	24	18	20	21	37	76	86	24	40
03:00	15	16	8	17	32	52	56	18	28
04:00	28	16	20	16	20	40	37	20	25
05:00	59	54	54	57	66	36	31	58	51
06:00	181	200	178	180	177	87	58	183	152
07:00	511	563	531	571	528	235	171	541	444
08:00	826	849	852	799	802	452	222	826	686
09:00	632	695	698	680	759	720	421	693	658
10:00	523	641	547	620	654	853	610	597	635
11:00	591	695	576	591	643	844	821	619	680
12:00	627	691	715	690	784	750	873	701	733
13:00	668	650	723	726	735	826	861	700	741
14:00	696	760	768	840	801	792	854	773	787
15:00	773	777	753	906	854	750	861	813	811
16:00	853	841	833	862	868	668	759	851	812
17:00	843	900	881	912	823	681	779	872	831
18:00	697	816	789	804	760	686	701	773	750
19:00	705	665	738	668	663	658	614	688	673
20:00	519	528	618	643	579	546	420	577	550
21:00	373	350	450	488	421	379	347	416	401
22:00	186	235	243	281	293	312	211	248	252
23:00	105	117	129	166	232	255	144	150	164
07-19	8240	8878	8666	9001	9011	8257	7933	8759	8569
06-22	10018	10621	10650	10980	10851	9927	9372	10624	10346
06-00	10309	10973	11022	11427	11376	10494	9727	11021	10761
00-00	10544	11142	11207	11659	11658	10996	10275	11242	11069

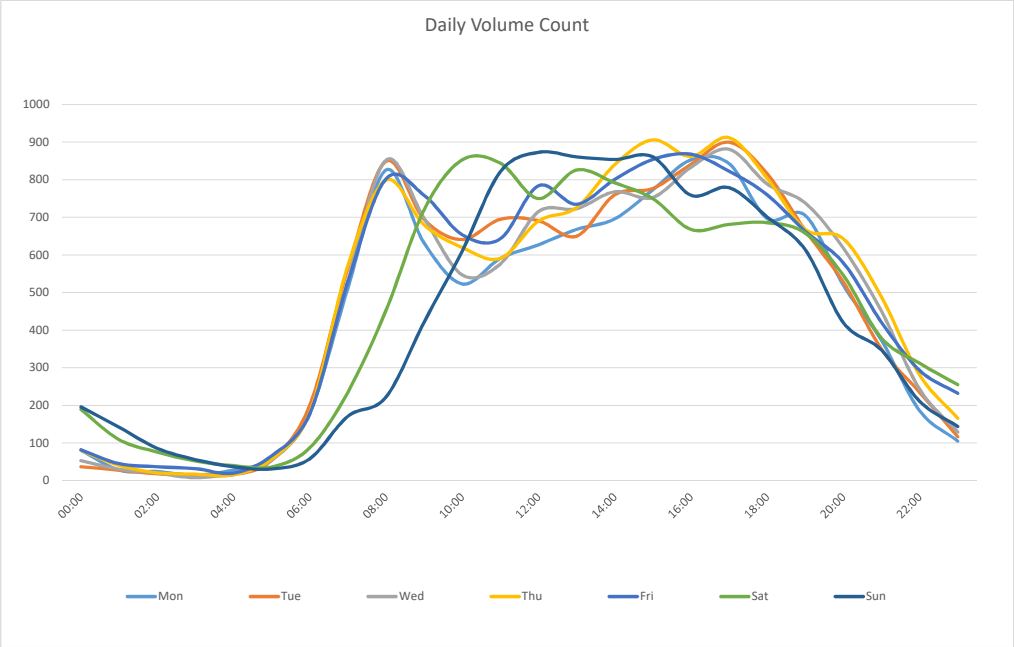

Tracsis plc
Traffic and Data Services

Client: Atkins Global
Project: 3319-IRE Woodbrook Traffic Survey
Site: Site B
Start Date: 14/05/2018

Northbound

Time	Northbound								
	Mon 14-May	Tue 15-May	Wed 16-May	Thu 17-May	Fri 18-May	Sat 19-May	Sun 20-May	5 Day Avg	7 Day Avg
00:00	42	33	31	54	56	123	111	43	64
01:00	15	18	17	30	28	75	76	22	37
02:00	13	10	10	12	21	53	50	13	24
03:00	9	13	8	12	21	37	32	13	19
04:00	14	11	11	14	17	27	20	13	16
05:00	41	34	38	41	41	25	20	39	34
06:00	160	167	167	155	141	39	38	158	124
07:00	438	466	440	436	445	134	88	445	350
08:00	603	646	679	631	611	261	110	634	506
09:00	401	432	407	419	471	416	238	426	398
10:00	317	361	348	361	359	556	415	349	388
11:00	364	465	370	398	392	536	494	398	431
12:00	376	412	444	455	482	503	562	434	462
13:00	387	393	403	410	456	517	512	410	440
14:00	436	487	425	465	450	472	465	453	457
15:00	450	427	431	481	436	501	495	445	460
16:00	429	407	391	411	488	488	449	425	438
17:00	378	388	455	491	402	464	469	423	435
18:00	415	383	422	426	395	433	385	408	408
19:00	388	348	397	399	386	397	347	384	380
20:00	367	348	387	366	346	311	251	363	339
21:00	252	202	290	304	267	241	177	263	248
22:00	121	138	148	161	173	148	112	148	143
23:00	48	64	69	77	125	135	71	77	84
07-19	4994	5267	5215	5384	5387	5281	4682	5249	5173
06-22	6161	6332	6456	6608	6527	6269	5495	6417	6264
06-00	6330	6534	6673	6846	6825	6552	5678	6642	6491
00-00	6464	6653	6788	7009	7009	6892	5987	6785	6686

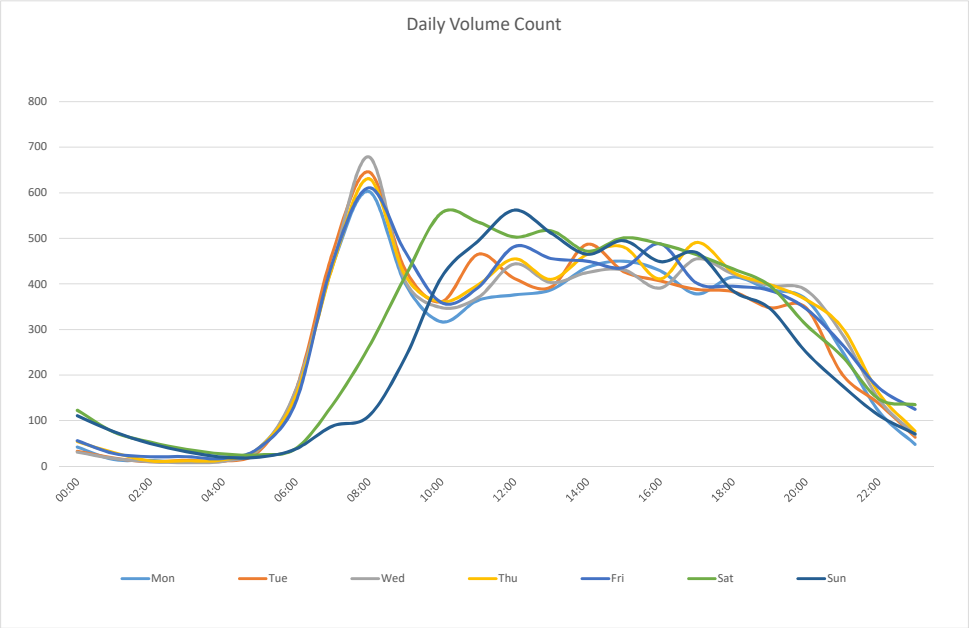

Tracsis plc
Traffic and Data Services

Client: Atkins Global
Project: 3319-IRE Woodbrook Traffic Survey
Site: Site B
Start Date: 14/05/2018

Southbound

Time	Southbound								
	Mon 14-May	Tue 15-May	Wed 16-May	Thu 17-May	Fri 18-May	Sat 19-May	Sun 20-May	5 Day Avg	7 Day Avg
00:00	39	35	36	65	72	145	131	49	75
01:00	19	24	19	30	38	89	84	26	43
02:00	20	9	12	13	20	53	54	15	26
03:00	9	11	9	14	17	35	37	12	19
04:00	19	10	14	13	16	23	35	14	19
05:00	25	21	32	29	34	21	15	28	25
06:00	79	95	97	100	100	51	40	94	80
07:00	241	235	292	302	298	140	95	274	229
08:00	409	387	424	438	428	276	145	417	358
09:00	406	424	436	434	476	451	266	435	413
10:00	351	392	396	426	404	576	412	394	422
11:00	353	390	400	401	391	506	467	387	415
12:00	365	449	443	397	516	486	476	434	447
13:00	436	480	441	466	484	495	524	461	475
14:00	455	464	487	529	520	518	561	491	505
15:00	515	491	494	558	631	478	473	538	520
16:00	684	668	654	645	670	422	472	664	602
17:00	792	771	706	722	732	444	434	745	657
18:00	658	791	677	647	657	422	422	686	611
19:00	527	594	609	518	491	433	393	548	509
20:00	396	386	438	431	416	330	298	413	385
21:00	281	274	344	350	289	259	242	308	291
22:00	127	182	173	238	197	199	146	183	180
23:00	75	81	115	132	163	166	94	113	118
07-19	5665	5942	5850	5965	6207	5214	4747	5926	5656
06-22	6948	7291	7338	7364	7503	6287	5720	7289	6922
06-00	7150	7554	7626	7734	7863	6652	5960	7585	7220
00-00	7281	7664	7748	7898	8060	7018	6316	7730	7426

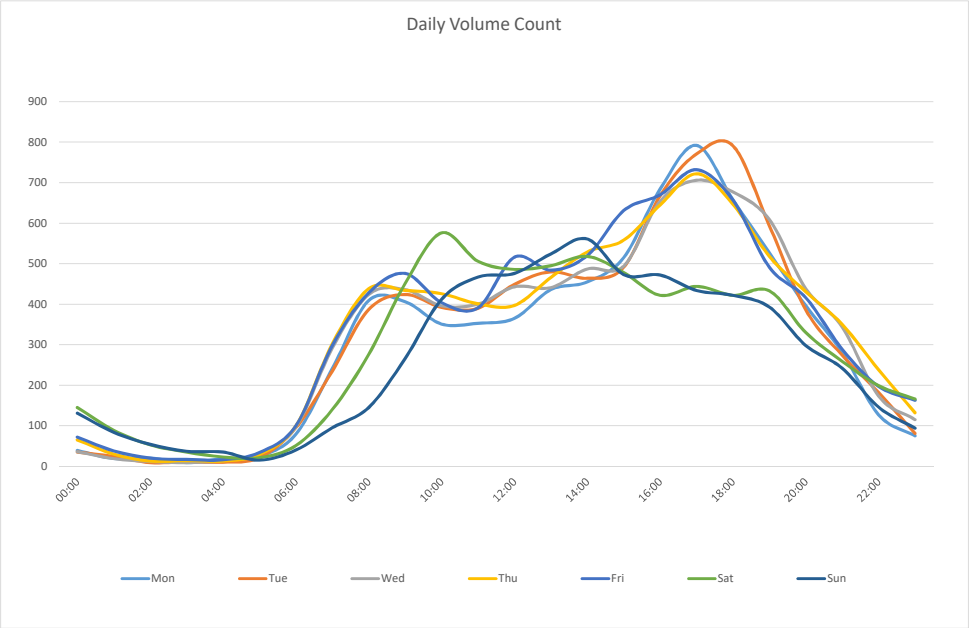

Tracsis plc
Traffic and Data Services

Client: Atkins Global
Project: 3319-IRE Woodbrook Traffic Survey
Site: Site B
Start Date: 14/05/2018

Combined

Time	Combined								
	Mon 14-May	Tue 15-May	Wed 16-May	Thu 17-May	Fri 18-May	Sat 19-May	Sun 20-May	5 Day Avg	7 Day Avg
00:00	81	68	67	119	128	268	242	93	139
01:00	34	42	36	60	66	164	160	48	80
02:00	33	19	22	25	41	106	104	28	50
03:00	18	24	17	26	38	72	69	25	38
04:00	33	21	25	27	33	50	55	28	35
05:00	66	55	70	70	75	46	35	67	60
06:00	239	262	264	255	241	90	78	252	204
07:00	679	701	732	738	743	274	183	719	579
08:00	1012	1033	1103	1069	1039	537	255	1051	864
09:00	807	856	843	853	947	867	504	861	811
10:00	668	753	744	787	763	1132	827	743	811
11:00	717	855	770	799	783	1042	961	785	847
12:00	741	861	887	852	998	989	1038	868	909
13:00	823	873	844	876	940	1012	1036	871	915
14:00	891	951	912	994	970	990	1026	944	962
15:00	965	918	925	1039	1067	979	968	983	980
16:00	1113	1075	1045	1056	1158	910	921	1089	1040
17:00	1170	1159	1161	1213	1134	908	903	1167	1093
18:00	1073	1174	1099	1073	1052	855	807	1094	1019
19:00	915	942	1006	917	877	830	740	931	890
20:00	763	734	825	797	762	641	549	776	724
21:00	533	476	634	654	556	500	419	571	539
22:00	248	320	321	399	370	347	258	332	323
23:00	123	145	184	209	288	301	165	190	202
07-19	10659	11209	11065	11349	11594	10495	9429	11175	10829
06-22	13109	13623	13794	13972	14030	12556	11215	13706	13186
06-00	13480	14088	14299	14580	14688	13204	11638	14227	13711
00-00	13745	14317	14536	14907	15069	13910	12303	14515	14112

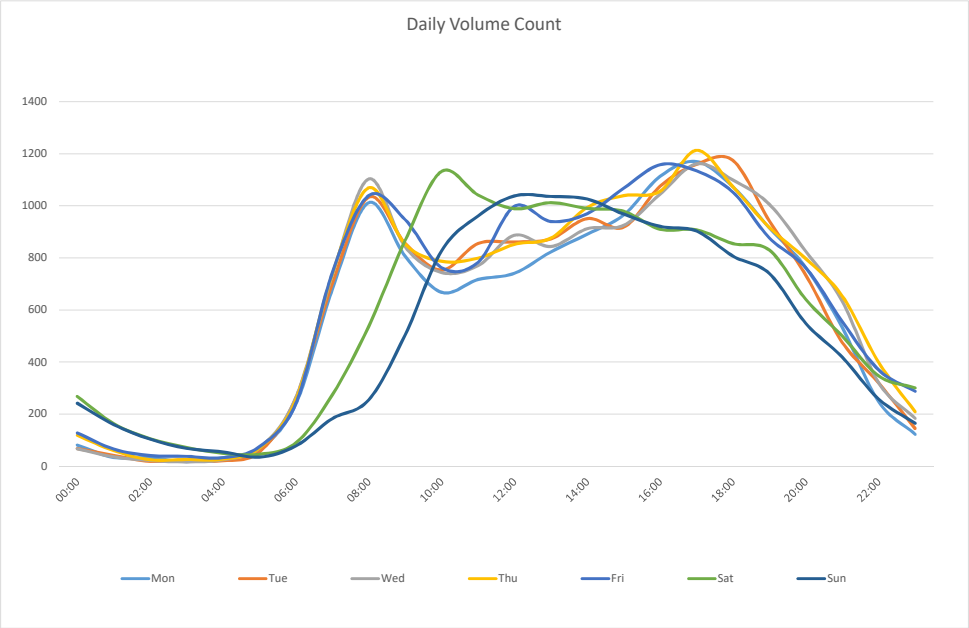

Tracsis plc
Traffic and Data Services

Client: Atkins Global
Project: 3319-IRE Woodbrook Traffic Survey
Site: Site C
Start Date: 14/05/2018

Northbound

Time	Northbound								
	Mon 14-May	Tue 15-May	Wed 16-May	Thu 17-May	Fri 18-May	Sat 19-May	Sun 20-May	5 Day Avg	7 Day Avg
00:00	19	31	30	53	48	97	91	36	53
01:00	13	15	12	36	32	49	74	22	33
02:00	14	8	10	14	27	51	43	15	24
03:00	7	12	10	16	24	33	36	14	20
04:00	23	16	17	20	22	38	28	20	23
05:00	63	50	59	64	55	43	24	58	51
06:00	213	238	233	218	199	60	59	220	174
07:00	499	519	541	507	464	147	89	506	395
08:00	529	520	545	526	517	261	129	527	432
09:00	399	404	405	407	419	404	212	407	379
10:00	284	338	306	323	350	410	293	320	329
11:00	317	285	301	345	308	409	373	311	334
12:00	306	387	335	362	385	393	388	355	365
13:00	325	416	363	328	343	421	414	355	373
14:00	347	370	345	347	354	395	414	353	367
15:00	347	332	329	366	369	319	360	349	346
16:00	245	298	307	305	286	312	330	288	298
17:00	245	247	284	262	278	337	311	263	281
18:00	278	272	339	314	310	292	299	303	301
19:00	321	287	284	299	290	277	243	296	286
20:00	246	223	222	212	220	191	232	225	221
21:00	154	124	161	203	175	141	134	163	156
22:00	93	86	103	86	117	109	94	97	98
23:00	48	43	46	73	99	101	58	62	67
07-19	4121	4388	4400	4392	4383	4100	3612	4337	4199
06-22	5055	5260	5300	5324	5267	4769	4280	5241	5036
06-00	5196	5389	5449	5483	5483	4979	4432	5400	5202
00-00	5335	5521	5587	5686	5691	5290	4728	5564	5405

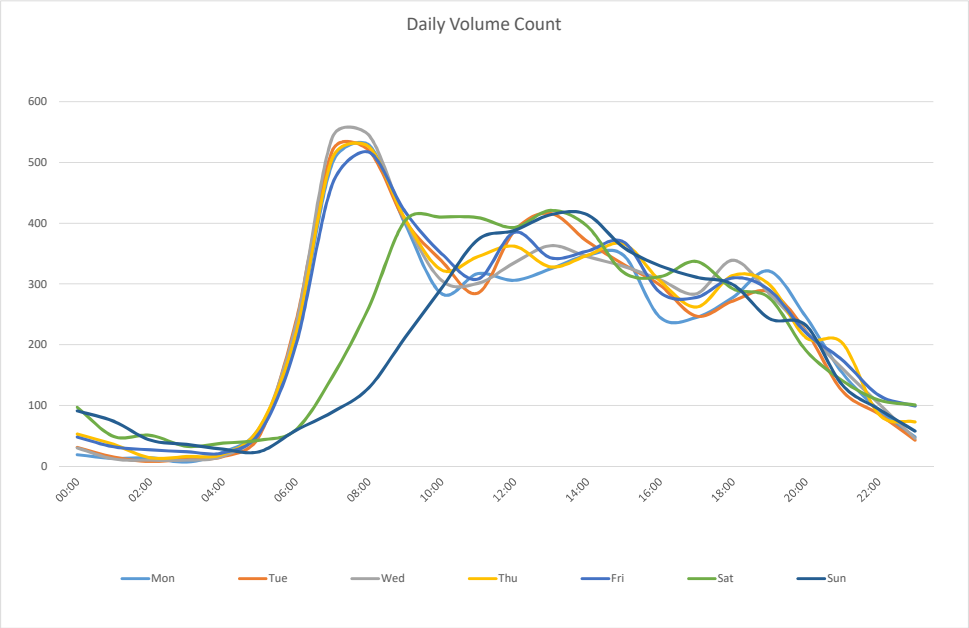

Tracsis plc
Traffic and Data Services

Client: Atkins Global
Project: 3319-IRE Woodbrook Traffic Survey
Site: Site C
Start Date: 14/05/2018

Southbound

Time	Southbound								
	Mon 14-May	Tue 15-May	Wed 16-May	Thu 17-May	Fri 18-May	Sat 19-May	Sun 20-May	5 Day Avg	7 Day Avg
00:00	33	23	26	67	72	115	110	44	64
01:00	15	20	13	26	48	71	76	24	38
02:00	17	8	10	15	30	38	44	16	23
03:00	5	6	8	12	19	36	27	10	16
04:00	19	7	11	13	16	30	34	13	19
05:00	13	11	22	33	21	25	14	20	20
06:00	62	59	63	77	66	50	28	65	58
07:00	233	236	253	278	253	114	87	251	208
08:00	353	369	374	382	423	227	121	380	321
09:00	316	344	314	314	318	312	205	321	303
10:00	298	368	301	314	306	438	321	317	335
11:00	304	458	344	324	361	438	347	358	368
12:00	379	377	427	378	434	477	443	399	416
13:00	390	369	431	403	452	462	498	409	429
14:00	450	417	454	448	487	457	461	451	453
15:00	446	458	482	457	575	476	408	484	472
16:00	615	584	613	617	766	411	453	639	580
17:00	784	789	813	805	748	407	444	788	684
18:00	671	780	653	626	656	388	389	677	595
19:00	419	529	432	503	422	312	344	461	423
20:00	343	336	316	336	347	234	265	336	311
21:00	262	258	292	300	258	204	190	274	252
22:00	142	138	181	169	162	175	121	158	155
23:00	60	72	95	127	117	109	89	94	96
07-19	5239	5549	5459	5346	5779	4607	4177	5474	5165
06-22	6325	6731	6562	6562	6872	5407	5004	6610	6209
06-00	6527	6941	6838	6858	7151	5691	5214	6863	6460
00-00	6629	7016	6928	7024	7357	6006	5519	6991	6640

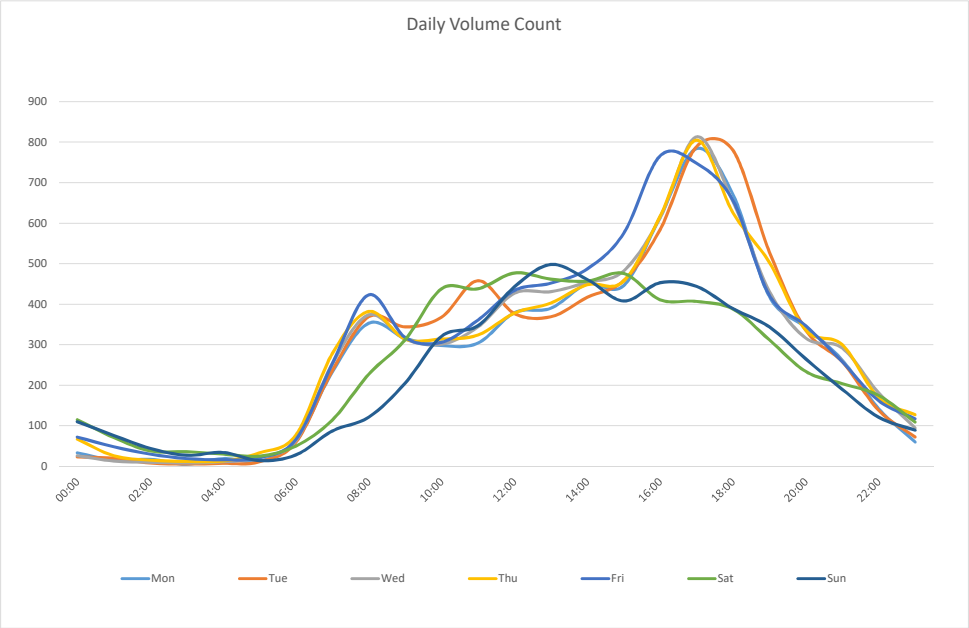

Tracsis plc
Traffic and Data Services

Client: Atkins Global
Project: 3319-IRE Woodbrook Traffic Survey
Site: Site C
Start Date: 14/05/2018

Combined

Time	Combined								
	Mon 14-May	Tue 15-May	Wed 16-May	Thu 17-May	Fri 18-May	Sat 19-May	Sun 20-May	5 Day Avg	7 Day Avg
00:00	52	54	56	120	120	212	201	80	116
01:00	28	35	25	62	80	120	150	46	71
02:00	31	16	20	29	57	89	87	31	47
03:00	12	18	18	28	43	69	63	24	36
04:00	42	23	28	33	38	68	62	33	42
05:00	76	61	81	97	76	68	38	78	71
06:00	275	297	296	295	265	110	87	286	232
07:00	732	755	794	785	717	261	176	757	603
08:00	882	889	919	908	940	488	250	908	754
09:00	715	748	719	721	737	716	417	728	682
10:00	582	706	607	637	656	848	614	638	664
11:00	621	743	645	669	669	847	720	669	702
12:00	685	764	762	740	819	870	831	754	782
13:00	715	785	794	731	795	883	912	764	802
14:00	797	787	799	795	841	852	875	804	821
15:00	793	790	811	823	944	795	768	832	818
16:00	860	882	920	922	1052	723	783	927	877
17:00	1029	1036	1097	1067	1026	744	755	1051	965
18:00	949	1052	992	940	966	680	688	980	895
19:00	740	816	716	802	712	589	587	757	709
20:00	589	559	538	548	567	425	497	560	532
21:00	416	382	453	503	433	345	324	437	408
22:00	235	224	284	255	279	284	215	255	254
23:00	108	115	141	200	216	210	147	156	162
07-19	9360	9937	9859	9738	10162	8707	7789	9811	9365
06-22	11380	11991	11862	11886	12139	10176	9284	11852	11245
06-00	11723	12330	12287	12341	12634	10670	9646	12263	11662
00-00	11964	12537	12515	12710	13048	11296	10247	12555	12045

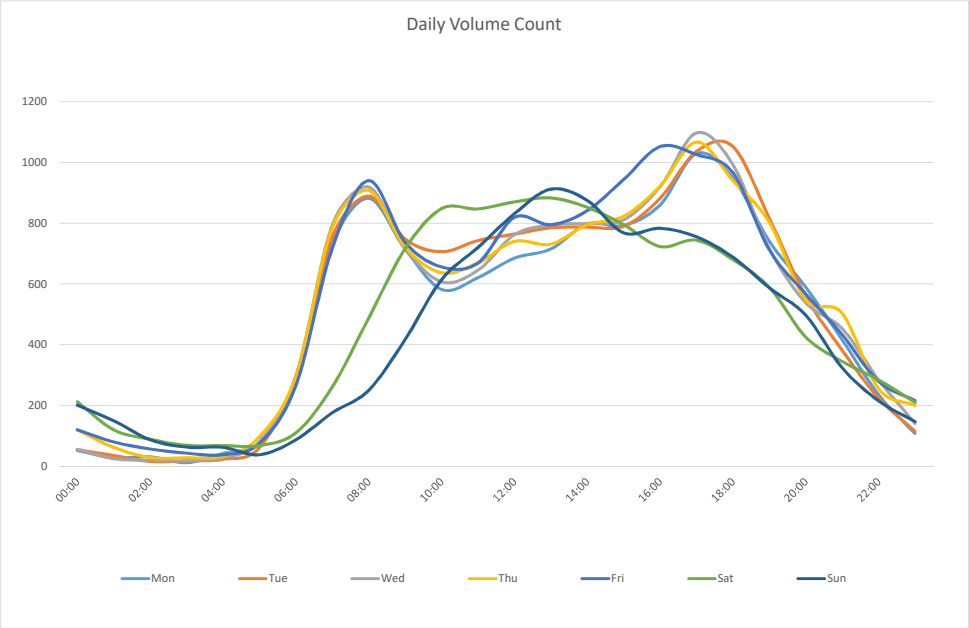

Tracsis plc
Traffic and Data Services

3319-IRE Woodbrook Traffic Surveys
Junction Turning Count
15/05/2018

Site 1 - Corke Abbey Avenue / Dublin Road(SE) / Old Connaught Avenue / Dublin Road(NW)

Origin : Arm A Corke Abbey Avenue

	Destination : Arm A Corke Abbey Avenue								**Destination :** Arm B Dublin Road(SE)								**Destination :** Arm C Old Connaught Avenue								**Destination :** Arm D Dublin Road(NW)								
	Car	LGV	OGV1	OGV2	PSV	MC	PC	Total	Car	LGV	OGV1	OGV2	PSV	MC	PC	Total	Car	LGV	OGV1	OGV2	PSV	MC	PC	Total	Car	LGV	OGV1	OGV2	PSV	MC	PC	Total	Arm Totals
07:00	0	0	0	0	0	0	0	0	9	2	0	0	0	0	1	12	1	1	0	0	0	0	0	2	32	3	0	0	0	1	1	37	51
07:15	0	0	0	0	0	0	0	0	4	1	0	0	0	0	1	6	0	2	0	0	0	0	0	2	24	4	1	0	0	0	1	30	38
07:30	0	0	0	0	0	0	0	0	7	3	0	0	0	0	0	10	0	0	0	0	0	0	0	0	35	4	0	1	0	0	1	41	51
07:45	0	0	0	0	0	0	0	0	10	1	0	0	0	0	0	11	1	0	0	0	0	0	0	1	46	0	0	0	0	0	0	46	58
1 Hr	0	0	0	0	0	0	0	0	30	7	0	0	0	0	2	39	2	3	0	0	0	0	0	5	137	11	1	1	0	1	3	154	198
08:00	0	0	0	0	0	0	0	0	27	0	1	0	0	0	1	29	3	0	0	0	0	0	0	3	49	3	0	0	0	1	0	53	85
08:15	0	0	0	0	0	0	0	0	27	3	2	0	0	0	3	35	2	0	0	0	0	0	0	2	48	0	0	0	0	2	0	50	87
08:30	0	0	0	0	0	0	0	0	25	3	1	1	0	1	0	31	1	1	0	0	0	0	0	2	51	6	1	0	0	1	0	59	92
08:45	0	0	0	0	0	0	0	0	28	3	0	0	0	0	3	34	1	0	0	0	0	0	0	1	30	1	0	0	0	0	1	32	67
1 Hr	0	0	0	0	0	0	0	0	107	9	4	1	0	1	7	129	7	1	0	0	0	0	0	8	178	10	1	0	0	4	1	194	331
09:00	0	0	0	0	0	0	0	0	18	0	0	0	0	0	0	18	4	0	0	0	0	0	0	4	13	3	0	0	0	0	0	16	38
09:15	0	0	0	0	0	0	0	0	10	1	0	0	0	0	1	12	1	1	0	0	0	0	0	2	19	7	0	0	0	0	0	26	40
09:30	0	0	0	0	0	0	0	0	13	1	0	0	0	0	0	14	1	1	0	0	0	0	0	2	11	2	0	0	0	0	2	15	31
09:45	0	0	0	0	0	0	0	0	12	3	0	1	0	0	3	19	2	1	0	0	0	0	0	3	16	2	1	0	0	0	0	19	41
1 Hr	0	0	0	0	0	0	0	0	53	5	0	1	0	0	4	63	8	3	0	0	0	0	0	11	59	14	1	0	0	0	2	76	150
10:00	0	0	0	0	0	0	0	0	8	1	0	0	0	0	0	9	1	0	0	0	0	0	0	1	12	2	1	1	0	0	0	16	26
10:15	0	0	0	0	0	0	0	0	15	3	0	0	0	0	0	18	1	0	0	0	0	0	0	1	20	3	0	0	0	1	0	24	43
10:30	0	0	0	0	0	0	0	0	7	0	0	0	0	0	1	8	1	0	0	0	0	0	0	1	11	1	0	0	0	1	0	13	22
10:45	0	0	0	0	0	0	0	0	7	2	0	0	0	0	0	9	0	0	0	0	0	0	0	0	15	0	1	0	0	0	0	16	25
1 Hr	0	0	0	0	0	0	0	0	37	6	0	0	0	0	1	44	3	0	0	0	0	0	0	3	58	6	2	1	0	2	0	69	116
11:00	0	0	0	0	0	0	0	0	12	0	1	0	0	0	0	13	0	1	0	0	0	0	0	1	12	3	0	0	0	0	0	15	29
11:15	0	0	0	0	0	0	0	0	9	0	0	0	0	0	0	9	2	0	0	0	0	0	0	2	17	5	0	1	0	0	1	24	35
11:30	0	0	0	0	0	0	0	0	8	2	0	0	0	0	2	12	0	1	1	0	0	0	0	2	12	1	0	0	0	0	0	13	27
11:45	0	0	0	0	0	0	0	0	11	0	0	0	0	0	0	11	3	0	0	0	0	0	0	3	11	2	0	0	0	0	0	13	27
1 Hr	0	0	0	0	0	0	0	0	40	2	1	0	0	0	2	45	5	2	1	0	0	0	0	8	52	11	0	1	0	0	1	65	118
12:00	0	0	0	0	0	0	0	0	14	2	0	0	0	0	1	17	1	0	1	0	0	0	0	2	12	1	2	1	0	0	0	16	35
12:15	0	0	0	0	0	0	0	0	11	1	0	0	0	0	0	12	5	0	0	0	0	0	0	5	11	3	0	0	0	0	0	14	31
12:30	0	0	0	0	0	0	0	0	14	1	0	0	0	0	1	16	0	0	0	0	0	0	0	0	20	3	0	0	0	0	0	23	39
12:45	0	0	0	0	0	0	0	0	18	4	0	0	0	0	0	22	0	0	0	0	0	0	0	0	14	1	1	0	0	0	0	16	38
1 Hr	0	0	0	0	0	0	0	0	57	8	0	0	0	0	2	67	6	0	1	0	0	0	0	7	57	8	3	1	0	0	0	69	143
13:00	0	0	0	0	0	0	0	0	14	1	0	0	0	0	1	16	2	0	0	0	0	0	0	2	20	3	0	0	0	0	0	23	41
13:15	0	0	0	0	0	0	0	0	19	1	0	0	0	0	1	21	1	2	0	0	0	0	0	3	21	0	0	2	0	0	0	23	47
13:30	0	0	0	0	0	0	0	0	17	0	0	0	0	0	3	20	1	0	0	0	0	0	0	1	20	3	1	0	0	0	1	25	46
13:45	0	0	0	0	0	0	0	0	13	4	0	0	0	0	2	19	0	0	0	0	0	0	0	0	11	6	0	0	0	0	0	17	36
1 Hr	0	0	0	0	0	0	0	0	63	6	0	0	0	0	7	76	4	2	0	0	0	0	0	6	72	12	1	2	0	0	1	88	170
14:00	0	0	0	0	0	0	0	0	17	4	0	0	0	0	1	22	1	0	0	0	0	0	0	1	13	2	0	0	0	0	0	15	38
14:15	0	0	0	0	0	0	0	0	16	0	0	0	0	0	1	17	6	0	0	0	0	0	0	6	19	3	1	0	0	0	0	23	46
14:30	0	0	0	0	0	0	0	0	14	0	0	0	0	0	0	14	2	0	0	0	0	0	0	2	12	5	0	1	0	0	0	18	34
14:45	0	0	0	0	0	0	0	0	8	1	0	0	0	0	0	9	2	0	0	0	0	0	0	2	10	3	2	0	0	0	0	15	26
1 Hr	0	0	0	0	0	0	0	0	55	5	0	0	0	0	2	62	11	0	0	0	0	0	0	11	54	13	3	1	0	0	0	71	144
15:00	0	0	0	0	0	0	0	0	6	1	0	0	0	1	1	9	1	0	0	0	0	0	0	1	13	3	0	0	0	0	0	16	26
15:15	0	0	0	0	0	0	0	0	8	1	0	0	0	0	0	9	3	1	0	0	0	0	0	4	18	2	0	0	0	0	0	20	33
15:30	0	0	0	0	0	0	0	0	12	2	0	0	0	0	1	15	2	0	0	0	0	0	0	2	10	5	1	2	0	0	0	18	35
15:45	0	0	0	0	0	0	0	0	11	2	0	0	0	0	0	13	0	0	0	0	0	0	0	0	14	3	1	0	0	0	0	18	31
1 Hr	0	0	0	0	0	0	0	0	37	6	0	0	0	1	2	46	6	1	0	0	0	0	0	7	55	13	2	2	0	0	0	72	125
16:00	0	0	0	0	0	0	0	0	15	2	0	0	0	0	0	17	1	0	0	0	0	0	0	1	32	3	1	1	0	0	0	37	55
16:15	0	0	0	0	0	0	0	0	9	1	0	0	0	0	0	10	0	2	0	0	0	0	0	2	15	2	0	0	0	0	0	17	29
16:30	0	0	0	0	0	0	0	0	13	2	0	0	0	0	1	16	0	0	0	0	0	0	0	0	30	2	0	0	0	0	0	32	48
16:45	0	0	0	0	0	0	0	0	22	1	0	0	0	0	0	23	2	1	0	0	0	0	0	3	19	1	0	1	0	0	0	21	47
1 Hr	0	0	0	0	0	0	0	0	59	6	0	0	0	0	1	66	3	3	0	0	0	0	0	6	96	8	1	2	0	0	0	107	179
17:00	0	0	0	0	0	0	0	0	26	4	0	0	0	0	3	33	5	0	0	0	0	0	0	5	30	3	0	0	0	1	0	34	72
17:15	0	0	0	0	0	0	0	0	16	3	0	0	0	0	0	19	1	0	0	0	0	0	0	1	28	2	0	0	0	0	1	31	51
17:30	0	0	0	0	0	0	0	0	23	2	0	0	0	0	4	29	0	0	0	0	0	0	0	0	26	1	0	0	0	0	0	27	56
17:45	0	0	0	0	0	0	0	0	15	2	0	0	0	0	0	17	1	0	0	0	0	0	0	1	23	1	0	0	0	0	0	24	42
1 Hr	0	0	0	0	0	0	0	0	80	11	0	0	0	0	7	98	7	0	0	0	0	0	0	7	107	7	0	0	0	1	1	116	221
18:00	0	0	0	0	0	0	0	0	18	0	0	0	0	0	1	19	1	0	0	0	0	0	0	1	21	1	0	0	0	0	0	22	42
18:15	0	0	0	0	0	0	0	0	17	1	0	0	0	0	0	18	7	0	0	0	0	0	0	7	15	0	0	0	0	0	0	15	40
18:30	0	0	0	0	0	0	0	0	18	0	0	0	0	0	0	18	3	0	0	0	0	0	1	4	16	4	0	0	0	0	0	20	42
18:45	0	0	0	0	0	0	0	0	23	2	0	0	0	0	0	25	5	1	0	0	0	0	0	6	16	0	0	0	0	0	0	16	47
1 Hr	0	0	0	0	0	0	0	0	76	3	0	0	0	0	1	80	16	1	0	0	0	0	1	18	68	5	0	0	0	0	0	73	171
Total	0	0	0	0	0	0	0	0	694	74	5	2	0	2	38	815	78	16	2	0	0	0	1	97	993	118	15	11	0	8	9	1154	2066

Tracsis plc
Traffic and Data Services

3319-IRE Woodbrook Traffic Surveys
Junction Turning Count
15/05/2018

Site 1 - Corke Abbey Avenue / Dublin Road(SE) / Old Connaught Avenue / Dublin Road(NW)

Origin : Arm B Dublin Road(SE)

	Destination : Arm A Corke Abbey Avenue							Total	**Destination :** Arm B Dublin Road(SE)							Total	**Destination :** Arm C Old Connaught Avenue							Total	**Destination :** Arm D Dublin Road(NW)							Total	Arm Totals
	Car	LGV	OGV1	OGV2	PSV	MC	PC		Car	LGV	OGV1	OGV2	PSV	MC	PC		Car	LGV	OGV1	OGV2	PSV	MC	PC		Car	LGV	OGV1	OGV2	PSV	MC	PC		
07:00	11	0	0	0	0	0	0	11	0	0	0	0	0	0	0	0	3	2	0	0	0	0	0	5	140	23	0	0	3	0	9	175	191
07:15	10	4	0	0	0	0	0	14	0	0	0	0	0	0	0	0	5	1	0	0	0	0	0	6	177	30	3	0	4	2	11	227	247
07:30	10	0	0	0	0	0	0	10	0	0	0	0	0	0	0	0	7	1	0	0	0	0	1	9	176	24	1	0	2	1	11	215	234
07:45	21	2	0	0	0	0	1	24	0	0	0	0	0	0	0	0	10	0	1	0	0	0	2	13	168	12	1	0	5	2	15	203	240
1 Hr	52	6	0	0	0	0	1	59	0	0	0	0	0	0	0	0	25	4	1	0	0	0	3	33	661	89	5	0	14	5	46	820	912
08:00	10	1	1	0	0	0	0	12	0	0	0	0	0	0	0	0	12	1	1	0	0	0	0	14	164	12	2	0	6	4	11	199	225
08:15	11	2	0	0	0	0	0	13	0	0	0	0	0	0	0	0	18	1	0	0	0	0	2	21	159	10	4	0	5	1	13	192	226
08:30	16	2	0	0	0	0	0	18	0	0	0	0	0	0	0	0	24	2	0	0	0	0	1	27	144	15	2	0	4	3	4	172	217
08:45	12	1	0	0	0	0	0	13	0	0	0	0	0	0	0	0	20	1	0	0	0	0	2	23	128	15	0	0	3	1	2	149	185
1 Hr	49	6	1	0	0	0	0	56	0	0	0	0	0	0	0	0	74	5	1	0	0	0	5	85	595	52	8	0	18	9	30	712	853
09:00	13	3	0	0	0	0	0	16	0	0	0	0	0	0	0	0	18	2	0	0	0	0	0	20	118	16	2	0	7	3	3	149	185
09:15	9	4	0	0	0	0	0	13	0	0	0	0	0	0	0	0	15	1	0	0	0	0	0	16	112	14	2	1	1	2	1	133	162
09:30	6	1	0	0	0	0	1	8	0	0	0	0	0	0	0	0	12	3	1	0	0	0	0	16	114	23	2	0	3	0	0	142	166
09:45	13	4	0	0	0	0	0	17	0	0	0	0	0	0	0	0	19	1	0	0	0	0	0	20	109	15	2	1	3	4	2	136	173
1 Hr	41	12	0	0	0	0	1	54	0	0	0	0	0	0	0	0	64	7	1	0	0	0	0	72	453	68	8	2	14	9	6	560	686
10:00	9	0	0	0	0	0	1	10	0	0	0	0	0	0	0	0	15	0	1	0	0	0	0	16	101	20	4	0	3	2	3	133	159
10:15	6	0	0	0	0	0	0	6	0	0	0	0	0	0	0	0	6	1	1	0	0	0	0	8	112	12	0	1	3	0	2	130	144
10:30	9	0	0	0	0	0	0	9	0	0	0	0	0	0	0	0	21	3	0	0	0	0	0	24	128	16	4	0	3	1	1	153	186
10:45	6	3	0	0	0	0	0	9	0	0	0	0	0	0	0	0	12	3	0	0	0	0	1	16	96	15	0	0	3	4	0	118	143
1 Hr	30	3	0	0	0	0	1	34	0	0	0	0	0	0	0	0	54	7	2	0	0	0	1	64	437	63	8	1	12	7	6	534	632
11:00	8	1	0	0	0	0	0	9	0	0	0	0	0	0	0	0	21	2	0	0	0	0	0	23	101	19	1	0	4	0	4	129	161
11:15	14	1	0	0	0	0	0	15	0	0	0	0	0	0	0	0	10	1	0	0	0	0	0	11	109	16	6	0	2	2	1	136	162
11:30	9	1	0	0	0	0	0	10	0	0	0	0	0	0	0	0	14	2	0	0	0	0	1	17	100	16	0	0	4	0	2	122	149
11:45	14	2	1	0	0	0	0	17	0	0	0	0	0	0	0	0	14	1	0	0	0	0	0	15	85	20	3	1	4	0	0	113	145
1 Hr	45	5	1	0	0	0	0	51	0	0	0	0	0	0	0	0	59	6	0	0	0	0	1	66	395	71	10	1	14	2	7	500	617
12:00	10	1	0	0	0	0	0	11	0	0	0	0	0	0	0	0	14	6	0	0	0	0	0	20	107	15	1	0	3	0	4	130	161
12:15	19	6	0	0	0	0	0	25	0	0	0	0	0	0	0	0	14	3	0	0	0	0	1	18	93	16	0	0	1	2	0	112	155
12:30	13	1	0	0	0	0	0	14	0	0	0	0	0	0	0	0	19	1	0	0	0	0	0	20	109	13	1	0	3	1	1	128	162
12:45	8	0	0	0	0	0	0	8	0	0	0	0	0	0	0	0	14	2	0	0	0	0	0	16	105	16	0	1	4	1	3	130	154
1 Hr	50	8	0	0	0	0	0	58	0	0	0	0	0	0	0	0	61	12	0	0	0	0	1	74	414	60	2	1	11	4	8	500	632
13:00	21	3	0	0	0	0	0	24	0	0	0	0	0	0	0	0	19	0	0	0	0	0	1	20	101	16	1	0	3	0	2	123	167
13:15	13	0	0	0	0	0	0	13	0	0	0	0	0	0	0	0	17	2	0	0	0	0	0	19	99	15	3	0	2	0	1	120	152
13:30	21	1	0	0	0	0	0	22	0	0	0	0	0	0	0	0	15	3	0	0	0	0	3	21	108	17	0	0	4	0	3	132	175
13:45	17	0	0	0	0	0	0	17	0	0	0	0	0	0	0	0	19	1	0	0	0	0	0	20	97	11	1	0	3	5	5	122	159
1 Hr	72	4	0	0	0	0	0	76	0	0	0	0	0	0	0	0	70	6	0	0	0	0	4	80	405	59	5	0	12	5	11	497	653
14:00	11	0	0	0	0	0	1	12	0	0	0	0	0	0	0	0	18	1	0	0	0	0	0	19	109	10	3	0	3	3	1	129	160
14:15	8	2	0	0	0	0	0	10	0	0	0	0	0	0	0	0	17	2	0	0	0	0	0	19	85	11	1	0	1	1	1	100	129
14:30	11	0	0	0	0	0	0	11	0	0	0	0	0	0	0	0	26	0	0	0	0	0	0	26	115	12	4	0	4	0	1	136	173
14:45	30	3	0	0	0	1	0	34	0	0	0	0	0	0	0	0	24	4	0	0	0	0	0	28	102	17	5	0	5	2	3	134	196
1 Hr	60	5	0	0	0	1	1	67	0	0	0	0	0	0	0	0	85	7	0	0	0	0	0	92	411	50	13	0	13	6	6	499	658
15:00	16	2	0	0	0	1	0	19	0	0	0	0	0	0	0	0	13	2	0	0	0	0	1	16	108	7	4	0	2	3	4	128	163
15:15	8	1	0	0	0	0	0	9	0	0	0	0	0	0	0	0	18	2	0	0	0	0	0	20	116	10	3	0	1	0	0	130	159
15:30	9	2	0	0	0	0	0	11	0	0	0	0	0	0	0	0	26	5	1	0	0	0	0	32	114	9	2	0	5	0	1	131	174
15:45	15	1	0	0	0	0	0	16	0	0	0	0	0	0	0	0	26	1	0	0	0	0	0	27	114	7	0	0	4	0	0	125	168
1 Hr	48	6	0	0	0	1	0	55	0	0	0	0	0	0	0	0	83	10	1	0	0	0	1	95	452	33	9	0	12	3	5	514	664
16:00	16	1	0	0	0	0	0	17	0	0	0	0	0	0	0	0	17	1	1	0	0	2	1	22	100	10	2	1	2	2	2	119	158
16:15	17	0	0	0	0	0	0	17	0	0	0	0	0	0	0	0	22	1	0	0	0	1	0	24	122	14	2	0	5	1	0	144	185
16:30	20	3	0	0	0	0	0	23	0	0	0	0	0	0	0	0	22	3	2	0	0	0	3	30	100	12	1	0	4	2	0	119	172
16:45	14	2	0	0	0	0	1	17	0	0	0	0	0	0	0	0	30	1	0	0	0	1	0	32	105	16	2	0	7	0	5	135	184
1 Hr	67	6	0	0	0	0	1	74	0	0	0	0	0	0	0	0	91	6	3	0	0	4	4	108	427	52	7	1	18	5	7	517	699
17:00	19	2	0	0	0	0	1	22	0	0	0	0	0	0	0	0	38	1	0	0	0	0	0	39	107	12	0	0	3	1	1	124	185
17:15	17	3	0	0	0	0	0	20	0	0	0	0	0	0	0	0	13	0	0	0	0	0	0	13	105	7	2	0	4	2	2	122	155
17:30	27	4	0	0	0	0	0	31	0	0	0	0	0	0	0	0	24	0	0	0	0	0	2	26	115	8	1	0	5	2	1	132	189
17:45	22	1	1	0	0	0	0	24	0	0	0	0	0	0	0	0	21	2	1	0	0	0	0	24	99	8	2	0	3	0	0	112	160
1 Hr	85	10	1	0	0	0	1	97	0	0	0	0	0	0	0	0	96	3	1	0	0	0	2	102	426	35	5	0	15	5	4	490	689
18:00	18	1	0	0	0	1	0	20	0	0	0	0	0	0	0	0	31	0	0	0	0	0	0	31	105	9	0	0	3	2	3	122	173
18:15	19	0	0	0	0	0	0	19	0	0	0	0	0	0	0	0	42	0	0	0	0	0	1	43	97	11	0	0	4	0	2	114	176
18:30	15	1	0	0	0	0	1	17	0	0	0	0	0	0	0	0	34	1	0	0	0	0	0	35	106	6	0	0	4	0	0	116	168
18:45	18	0	0	0	0	0	0	18	0	0	0	0	0	0	0	0	20	2	0	0	0	0	2	24	100	10	0	0	3	0	2	115	157
1 Hr	70	2	0	0	0	1	1	74	0	0	0	0	0	0	0	0	127	3	0	0	0	0	3	133	408	36	0	0	14	2	7	467	674
Total	669	73	3	0	0	3	7	755	0	0	0	0	0	0	0	0	889	76	10	0	0	4	25	1004	5484	668	80	6	167	62	143	6610	8369

Tracsis plc
Traffic and Data Services

3319-IRE Woodbrook Traffic Surveys
Junction Turning Count
15/05/2018

Site 1 - Corke Abbey Avenue / Dublin Road(SE) / Old Connaught Avenue / Dublin Road(NW)

Origin : Arm C Old Connaught Avenue

	Destination : Arm A Corke Abbey Avenue							Total	**Destination :** Arm B Dublin Road(SE)							Total	**Destination :** Arm C Old Connaught Avenue							Total	**Destination :** Arm D Dublin Road(NW)							Total	Arm Totals
	Car	LGV	OGV1	OGV2	PSV	MC	PC		Car	LGV	OGV1	OGV2	PSV	MC	PC		Car	LGV	OGV1	OGV2	PSV	MC	PC		Car	LGV	OGV1	OGV2	PSV	MC	PC		
07:00	10	2	0	0	0	0	0	12	8	1	0	0	0	0	0	9	0	0	0	0	0	0	0	0	32	7	1	0	0	0	0	40	61
07:15	12	0	0	0	0	0	0	12	11	2	1	0	0	0	0	14	0	0	0	0	0	0	0	0	28	5	1	0	0	1	0	35	61
07:30	15	0	1	0	0	1	0	17	13	2	0	0	0	0	0	15	0	0	0	0	0	0	0	0	32	1	1	0	0	0	1	35	67
07:45	17	1	0	0	0	0	0	18	24	4	0	0	0	0	0	28	0	0	0	0	0	0	0	0	32	8	1	0	0	1	0	42	88
1 Hr	54	3	1	0	0	1	0	59	56	9	1	0	0	0	0	66	0	0	0	0	0	0	0	0	124	21	4	0	0	2	1	152	277
08:00	4	1	0	0	0	0	0	5	26	2	1	0	1	0	1	31	0	0	0	0	0	0	0	0	38	4	0	0	0	0	0	42	78
08:15	5	0	1	0	0	0	0	6	42	1	1	0	1	0	2	47	0	0	0	0	0	0	0	0	33	4	1	0	0	0	0	38	91
08:30	7	0	0	0	0	0	0	7	27	1	0	1	1	0	0	30	0	0	0	0	0	0	0	0	43	6	0	0	1	0	0	50	87
08:45	9	0	0	0	0	0	0	9	23	5	1	0	0	0	0	29	0	0	0	0	0	0	0	0	40	5	1	0	0	0	0	46	84
1 Hr	25	1	1	0	0	0	0	27	118	9	3	1	3	0	3	137	0	0	0	0	0	0	0	0	154	19	2	0	1	0	0	176	340
09:00	2	1	0	0	0	0	1	4	25	3	0	0	0	0	0	28	0	0	0	0	0	0	0	0	29	2	1	0	0	0	0	32	64
09:15	7	0	0	1	0	0	0	8	19	3	2	0	0	0	1	25	0	0	0	0	0	0	0	0	30	5	1	0	0	0	0	36	69
09:30	4	0	1	0	0	0	0	5	22	3	1	0	0	0	0	26	0	0	0	0	0	0	0	0	39	4	0	0	0	0	0	43	74
09:45	5	0	0	0	0	0	0	5	18	4	0	0	0	0	2	24	0	0	0	0	0	0	0	0	40	6	1	0	0	0	0	47	76
1 Hr	18	1	1	1	0	0	1	22	84	13	3	0	0	0	3	103	0	0	0	0	0	0	0	0	138	17	3	0	0	0	0	158	283
10:00	1	2	0	0	0	0	0	3	15	3	0	0	0	0	0	18	0	0	0	0	0	0	0	0	25	2	1	1	0	0	0	29	50
10:15	1	2	0	0	0	0	0	3	21	3	1	0	0	0	1	26	0	0	0	0	0	0	0	0	27	4	1	0	0	0	0	32	61
10:30	0	1	0	0	0	0	0	1	16	4	0	0	0	0	0	20	0	0	0	0	0	0	0	0	23	2	2	2	0	0	1	30	51
10:45	3	2	1	0	0	0	0	6	26	3	0	0	2	0	1	32	0	0	0	0	0	0	0	0	24	5	2	0	0	1	0	32	70
1 Hr	5	7	1	0	0	0	0	13	78	13	1	0	2	0	2	96	0	0	0	0	0	0	0	0	99	13	6	3	0	1	1	123	232
11:00	0	2	0	1	0	0	0	3	19	2	0	0	0	0	0	21	0	0	0	0	0	0	0	0	31	6	0	0	0	1	0	38	62
11:15	2	2	0	0	0	0	0	4	14	3	0	0	0	0	0	17	0	0	0	0	0	0	0	0	21	8	2	1	0	0	3	35	56
11:30	3	1	0	0	0	0	0	4	19	1	0	0	0	0	0	20	0	0	0	0	0	0	0	0	21	1	2	0	0	0	0	24	48
11:45	3	0	0	1	0	0	0	4	18	3	0	0	0	0	1	22	0	0	0	0	0	0	0	0	25	5	1	0	0	0	0	31	57
1 Hr	8	5	0	2	0	0	0	15	70	9	0	0	0	0	1	80	0	0	0	0	0	0	0	0	98	20	5	1	0	1	3	128	223
12:00	5	0	0	0	0	0	0	5	16	0	1	0	0	0	0	17	0	0	0	0	0	0	0	0	30	3	1	0	0	0	0	34	56
12:15	6	0	0	0	0	0	0	6	19	2	0	0	0	0	0	21	0	0	0	0	0	0	0	0	29	5	2	0	1	0	1	38	65
12:30	2	0	0	0	0	0	0	2	17	2	0	0	0	1	0	20	0	0	0	0	0	0	0	0	31	5	2	0	0	0	0	38	60
12:45	6	0	0	0	0	0	0	6	16	3	0	0	0	0	1	20	0	0	0	0	0	0	0	0	38	3	2	0	0	1	0	44	70
1 Hr	19	0	0	0	0	0	0	19	68	7	1	0	0	1	1	78	0	0	0	0	0	0	0	0	128	16	7	0	1	1	1	154	251
13:00	8	0	0	0	0	0	0	8	22	4	1	0	0	0	0	27	0	0	0	0	0	0	0	0	39	4	1	1	0	0	0	45	80
13:15	3	1	0	0	0	0	0	4	12	0	0	0	1	0	0	13	0	0	0	0	0	0	0	0	26	1	0	0	0	0	0	27	44
13:30	6	2	0	0	0	0	0	8	20	3	1	0	0	0	0	24	0	0	0	0	0	0	0	0	35	4	1	0	0	0	0	40	72
13:45	5	2	1	0	0	0	0	8	21	3	0	0	0	0	0	24	0	0	0	0	0	0	0	0	23	6	3	0	0	0	0	32	64
1 Hr	22	5	1	0	0	0	0	28	75	10	2	0	1	0	0	88	0	0	0	0	0	0	0	0	123	15	5	1	0	0	0	144	260
14:00	1	0	0	1	0	0	0	2	26	3	0	0	0	0	0	29	0	0	0	0	0	0	0	0	34	3	0	0	0	1	0	38	69
14:15	5	0	0	0	0	0	0	5	31	0	0	0	0	1	0	32	0	0	0	0	0	0	0	0	45	5	0	1	0	0	0	51	88
14:30	3	2	0	0	0	0	0	5	26	1	2	0	0	0	0	29	0	0	0	0	0	0	0	0	30	3	2	0	0	0	0	35	69
14:45	2	0	0	0	0	0	0	2	20	3	1	0	0	0	0	24	0	0	0	0	0	0	0	0	27	4	0	0	0	0	0	31	57
1 Hr	11	2	0	1	0	0	0	14	103	7	3	0	0	1	0	114	0	0	0	0	0	0	0	0	136	15	2	1	0	1	0	155	283
15:00	7	1	2	0	0	0	0	10	40	2	1	0	0	0	0	43	1	0	0	0	0	0	0	1	41	7	0	1	0	0	0	49	103
15:15	9	1	0	1	0	0	0	11	24	2	1	0	0	0	0	27	0	0	0	0	0	0	0	0	33	6	0	1	0	0	0	40	78
15:30	4	1	0	0	0	0	0	5	22	3	0	1	0	0	1	27	0	0	0	0	0	0	0	0	38	2	2	0	1	0	0	43	75
15:45	2	1	1	0	0	0	0	4	35	1	0	0	0	1	1	38	0	0	0	0	0	0	0	0	35	5	0	0	1	0	0	41	83
1 Hr	22	4	3	1	0	0	0	30	121	8	2	1	0	1	2	135	1	0	0	0	0	0	0	1	147	20	2	2	2	0	0	173	339
16:00	8	0	0	0	0	0	0	8	27	1	0	0	0	0	1	29	0	0	0	0	0	0	0	0	39	8	0	0	0	0	0	47	84
16:15	7	3	0	0	0	0	0	10	23	0	1	0	0	1	0	25	0	0	0	0	0	0	0	0	28	4	1	1	0	0	0	34	69
16:30	13	2	0	0	0	0	0	15	29	4	0	0	0	0	1	34	0	0	0	0	0	0	0	0	23	2	1	0	0	0	0	26	75
16:45	16	1	0	0	0	0	0	17	26	3	0	0	0	0	0	29	0	0	0	0	0	0	0	0	30	5	3	0	0	0	0	38	84
1 Hr	44	6	0	0	0	0	0	50	105	8	1	0	0	1	2	117	0	0	0	0	0	0	0	0	120	19	5	1	0	0	0	145	312
17:00	9	1	0	0	0	0	0	10	33	0	0	0	0	0	1	34	0	0	0	0	0	0	0	0	30	2	0	0	0	0	0	32	76
17:15	13	1	0	0	0	0	0	14	49	4	0	0	0	0	1	54	0	0	0	0	0	0	0	0	39	2	0	0	1	0	0	42	110
17:30	18	2	0	0	0	0	0	20	43	1	0	0	0	0	0	44	0	0	0	0	0	0	0	0	33	2	1	0	0	0	0	36	100
17:45	11	2	0	0	0	0	0	13	41	0	0	0	0	0	0	41	0	0	0	0	0	0	0	0	33	2	0	0	1	0	0	36	90
1 Hr	51	6	0	0	0	0	0	57	166	5	0	0	0	0	2	173	0	0	0	0	0	0	0	0	135	8	1	0	2	0	0	146	376
18:00	17	3	0	0	0	0	0	20	41	2	1	0	0	0	0	44	0	0	0	0	0	0	0	0	36	4	0	0	0	0	0	40	104
18:15	11	0	0	0	0	0	0	11	35	5	0	0	0	0	0	40	0	0	0	0	0	0	0	0	36	3	0	0	0	0	0	39	90
18:30	20	2	0	0	0	0	1	23	50	1	0	0	0	0	0	51	0	0	0	0	0	0	0	0	32	2	0	0	0	0	0	34	108
18:45	14	1	0	0	0	0	0	15	35	3	0	0	0	0	0	38	0	0	0	0	0	0	0	0	37	2	0	0	0	0	0	39	92
1 Hr	62	6	0	0	0	0	1	69	161	11	1	0	0	0	0	173	0	0	0	0	0	0	0	0	141	11	0	0	0	0	0	152	394
Total	341	46	8	5	0	1	2	403	1205	109	18	2	6	4	16	1360	1	0	0	0	0	0	0	1	1543	194	42	9	6	6	6	1806	3570

Tracsis plc
Traffic and Data Services

3319-IRE Woodbrook Traffic Surveys
Junction Turning Count
15/05/2018

Site 1 - Corke Abbey Avenue / Dublin Road(SE) / Old Connaught Avenue / Dublin Road(NW)

Origin : Arm D Dublin Road(NW)

	Destination : Arm A Corke Abbey Avenue							Total	**Destination :** Arm B Dublin Road(SE)							Total	**Destination :** Arm C Old Connaught Avenue							Total	**Destination :** Arm D Dublin Road(NW)							Total	Arm Totals
	Car	LGV	OGV1	OGV2	PSV	MC	PC		Car	LGV	OGV1	OGV2	PSV	MC	PC		Car	LGV	OGV1	OGV2	PSV	MC	PC		Car	LGV	OGV1	OGV2	PSV	MC	PC		
07:00	14	3	0	1	0	0	0	18	38	5	3	0	4	1	0	51	5	1	0	0	0	0	0	6	0	0	0	0	0	0	0	0	75
07:15	21	1	0	0	0	0	0	22	37	10	4	0	3	0	1	55	3	4	0	0	0	0	0	7	0	0	0	0	0	0	0	0	84
07:30	14	0	0	0	0	0	1	15	64	11	1	0	4	0	1	81	14	4	1	0	0	0	0	19	0	0	0	0	0	0	0	0	115
07:45	19	3	0	0	0	0	0	22	61	18	4	0	4	2	1	90	19	2	1	0	0	0	0	22	0	0	0	0	0	0	0	0	134
1 Hr	68	7	0	1	0	0	1	77	200	44	12	0	15	3	3	277	41	11	2	0	0	0	0	54	0	0	0	0	0	0	0	0	408
08:00	13	2	3	0	0	0	0	18	98	11	1	0	4	1	0	115	16	3	1	0	1	0	0	21	0	0	0	0	0	0	0	0	154
08:15	16	0	0	1	0	0	0	17	80	11	3	1	1	0	1	97	20	3	1	0	0	0	0	24	1	0	0	0	0	0	0	1	139
08:30	10	1	0	0	0	0	0	11	63	16	0	0	2	0	2	83	19	1	0	0	0	0	0	20	0	0	0	0	0	0	0	0	114
08:45	11	3	0	0	0	0	0	14	65	9	3	0	5	1	6	89	27	1	1	0	1	0	0	30	0	0	0	0	0	0	0	0	133
1 Hr	50	6	3	1	0	0	0	60	306	47	7	1	12	2	9	384	82	8	3	0	2	0	0	95	1	0	0	0	0	0	0	1	540
09:00	21	3	0	0	0	0	0	24	93	9	2	0	3	2	4	113	16	2	3	0	0	0	0	21	0	0	0	0	0	0	0	0	158
09:15	16	3	0	1	0	0	0	20	79	12	1	0	2	0	2	96	19	0	0	1	0	1	0	21	0	0	0	0	0	0	0	0	137
09:30	10	4	1	0	0	0	0	15	97	19	3	0	3	0	4	126	13	6	0	0	0	0	0	19	0	0	0	0	0	0	0	0	160
09:45	13	4	1	0	0	0	0	18	99	14	3	1	4	0	1	122	17	2	1	0	0	0	0	20	0	0	0	0	0	0	0	0	160
1 Hr	60	14	2	1	0	0	0	77	368	54	9	1	12	2	11	457	65	10	4	1	0	1	0	81	0	0	0	0	0	0	0	0	615
10:00	13	4	0	0	0	0	0	17	96	12	1	0	4	0	6	119	18	1	1	0	0	0	0	20	0	0	0	0	0	0	0	0	156
10:15	4	3	0	0	0	1	0	8	86	19	1	0	4	3	1	114	25	0	0	0	0	0	0	25	0	0	0	0	0	0	0	0	147
10:30	10	1	1	0	0	0	0	12	88	14	4	0	2	2	0	110	14	0	0	0	0	0	0	14	0	0	0	0	0	0	0	0	136
10:45	8	2	1	0	0	0	0	11	99	10	4	0	4	0	0	117	18	1	1	0	0	0	0	20	0	0	0	0	0	0	0	0	148
1 Hr	35	10	2	0	0	1	0	48	369	55	10	0	14	5	7	460	75	2	2	0	0	0	0	79	0	0	0	0	0	0	0	0	587
11:00	8	3	0	0	0	0	1	12	75	15	1	0	1	0	1	93	11	2	0	0	0	0	0	13	0	0	0	0	0	0	0	0	118
11:15	8	2	0	0	0	0	0	10	83	14	4	0	6	1	3	111	11	0	1	0	0	0	0	12	0	0	0	0	0	0	0	0	133
11:30	12	4	0	0	0	0	0	16	102	14	1	0	2	0	1	120	11	1	0	0	0	0	1	13	0	0	0	0	0	0	0	0	149
11:45	9	1	3	0	0	0	0	13	86	13	3	0	4	0	3	109	14	2	1	0	0	0	0	17	0	0	0	0	0	0	0	0	139
1 Hr	37	10	3	0	0	0	1	51	346	56	9	0	13	1	8	433	47	5	2	0	0	0	1	55	0	0	0	0	0	0	0	0	539
12:00	12	0	0	0	0	0	0	12	94	19	1	0	2	0	0	116	16	2	0	0	0	0	1	19	0	0	0	0	0	0	0	0	147
12:15	13	1	0	1	0	0	0	15	94	13	0	0	5	1	2	115	34	3	0	0	0	0	0	37	0	0	0	0	0	0	0	0	167
12:30	12	2	0	0	0	0	0	14	92	11	1	0	1	1	2	108	15	4	0	0	0	0	0	19	0	0	0	0	0	0	0	0	141
12:45	11	0	0	0	0	0	0	11	90	13	3	0	4	4	1	115	30	0	0	0	0	0	0	30	0	0	0	0	0	0	0	0	156
1 Hr	48	3	0	1	0	0	0	52	370	56	5	0	12	6	5	454	95	9	0	0	0	0	1	105	0	0	0	0	0	0	0	0	611
13:00	13	2	0	0	0	0	1	16	69	11	3	0	1	0	1	85	16	0	0	0	0	0	0	16	0	0	0	0	0	0	0	0	117
13:15	12	3	0	0	0	0	0	15	93	16	2	1	4	1	1	118	14	2	0	0	0	1	0	17	0	0	0	0	0	0	0	0	150
13:30	2	2	0	0	0	0	0	4	102	11	3	0	3	2	1	122	25	1	0	0	0	0	0	26	0	0	0	0	0	0	0	0	152
13:45	9	2	0	0	0	0	0	11	96	7	2	1	2	0	0	108	11	1	1	0	0	0	0	13	0	0	0	0	0	0	0	0	132
1 Hr	36	9	0	0	0	0	1	46	360	45	10	2	10	3	3	433	66	4	1	0	0	1	0	72	0	0	0	0	0	0	0	0	551
14:00	9	1	0	0	0	0	0	10	109	10	5	0	3	1	0	128	15	1	2	1	0	1	0	20	0	0	0	0	0	0	0	0	158
14:15	13	3	0	0	0	0	0	16	97	6	2	0	3	1	2	111	15	4	0	0	0	0	0	19	0	0	0	0	0	0	0	0	146
14:30	9	3	1	2	0	0	0	15	119	9	0	0	4	0	0	132	24	4	0	1	1	0	0	30	0	0	0	0	0	0	0	0	177
14:45	13	1	0	0	0	0	0	14	63	8	0	0	2	3	0	76	14	2	0	0	0	0	0	16	0	0	0	0	0	0	0	0	106
1 Hr	44	8	1	2	0	0	0	55	388	33	7	0	12	5	2	447	68	11	2	2	1	1	0	85	0	0	0	0	0	0	0	0	587
15:00	13	2	0	0	0	0	0	15	91	8	0	0	4	1	1	105	19	1	0	1	0	0	0	21	0	0	0	0	0	0	0	0	141
15:15	16	0	0	0	0	0	0	16	85	11	3	0	6	0	0	105	26	2	0	1	1	0	1	31	0	0	0	0	0	0	0	0	152
15:30	13	1	0	0	0	0	4	18	105	11	0	0	2	0	2	120	24	1	0	0	0	0	0	25	0	0	0	0	0	0	0	0	163
15:45	14	6	0	0	0	0	0	20	100	13	1	0	3	1	1	119	25	2	0	0	0	0	0	27	0	0	0	0	0	0	0	0	166
1 Hr	56	9	0	0	0	0	4	69	381	43	4	0	15	2	4	449	94	6	0	2	1	0	1	104	0	0	0	0	0	0	0	0	622
16:00	16	2	0	0	0	0	0	18	98	13	0	0	3	1	1	116	15	2	1	0	0	1	0	19	0	0	0	0	0	0	0	0	153
16:15	14	0	0	0	0	0	0	14	117	4	2	0	6	0	2	131	11	1	1	0	0	0	0	13	0	0	0	0	0	0	0	0	158
16:30	17	2	0	1	0	0	1	21	91	9	0	0	3	1	4	108	31	2	0	0	0	0	0	33	0	0	0	0	0	0	0	0	162
16:45	23	3	0	0	0	0	2	28	111	15	1	0	1	1	5	134	22	2	0	0	0	1	0	25	0	0	0	0	0	0	0	0	187
1 Hr	70	7	0	1	0	0	3	81	417	41	3	0	13	3	12	489	79	7	2	0	0	2	0	90	0	0	0	0	0	0	0	0	660
17:00	11	2	0	0	0	0	0	13	125	13	1	0	1	4	3	147	9	1	0	0	0	0	0	10	0	0	0	0	0	0	0	0	170
17:15	19	2	0	0	0	2	0	23	85	15	1	0	5	4	6	116	13	1	0	0	0	0	0	14	0	0	0	0	0	0	0	0	153
17:30	20	1	0	0	0	2	1	24	112	14	0	0	3	2	6	137	12	1	0	0	0	0	0	13	0	0	0	0	0	0	0	0	174
17:45	20	1	0	0	0	0	0	21	110	5	0	0	7	2	7	131	9	1	1	0	0	0	0	11	0	0	0	0	0	0	0	0	163
1 Hr	70	6	0	0	0	4	1	81	432	47	2	0	16	12	22	531	43	4	1	0	0	0	0	48	0	0	0	0	0	0	0	0	660
18:00	11	3	0	0	0	0	1	15	109	7	0	0	4	1	7	128	11	0	1	0	0	0	1	13	0	0	0	0	0	0	0	0	156
18:15	11	3	0	0	0	2	0	16	90	7	0	0	2	2	10	111	5	0	0	0	0	0	3	8	0	0	0	0	0	0	0	0	135
18:30	9	2	0	0	0	0	0	11	102	10	1	0	6	7	5	131	8	2	0	0	0	1	0	11	0	0	0	0	0	0	0	0	153
18:45	25	3	0	0	0	0	1	29	90	7	0	0	7	2	7	113	9	0	0	0	0	1	0	10	0	0	0	0	0	0	0	0	152
1 Hr	56	11	0	0	0	2	2	71	391	31	1	0	19	12	29	483	33	2	1	0	0	2	4	42	0	0	0	0	0	0	0	0	596
Total	630	100	11	7	0	7	13	768	4328	552	79	4	163	56	115	5297	788	79	20	5	4	7	7	910	1	0	0	0	0	0	0	1	6976

Tracsis plc
Traffic and Data Services

3319-IRE Woodbrook Traffic Surveys
Junction Turning Count
15/05/2018

Site 1 - Corke Abbey Avenue / Dublin Road(SE) / Old Connaught Avenue / Dublin Road(NW)

ORIGIN SUMMARY

	Origin : Arm A Corke Abbey Avenue							Total	Origin : Arm B Dublin Road(SE)							Total	Origin : Arm C Old Connaught Avenue							Total	Origin : Arm D Dublin Road(NW)							Total	Origin Totals
	Car	LGV	OGV1	OGV2	PSV	MC	PC		Car	LGV	OGV1	OGV2	PSV	MC	PC		Car	LGV	OGV1	OGV2	PSV	MC	PC		Car	LGV	OGV1	OGV2	PSV	MC	PC		
07:00	42	6	0	0	0	1	2	51	154	25	0	0	3	0	9	191	50	10	1	0	0	0	0	61	57	9	3	1	4	1	0	75	378
07:15	28	7	1	0	0	0	2	38	192	35	3	0	4	2	11	247	51	7	2	0	0	1	0	61	61	15	4	0	3	0	1	84	430
07:30	42	7	0	1	0	0	1	51	193	25	1	0	2	1	12	234	60	3	2	0	0	1	1	67	92	15	2	0	4	0	2	115	467
07:45	57	1	0	0	0	0	0	58	199	14	2	0	5	2	18	240	73	13	1	0	0	1	0	88	99	23	5	0	4	2	1	134	520
1 Hr	169	21	1	1	0	1	5	198	738	99	6	0	14	5	50	912	234	33	6	0	0	3	1	277	309	62	14	1	15	3	4	408	1795
08:00	79	3	1	0	0	1	1	85	186	14	4	0	6	4	11	225	68	7	1	0	1	0	1	78	127	16	5	0	5	1	0	154	542
08:15	77	3	2	0	0	2	3	87	188	13	4	0	5	1	15	226	80	5	3	0	1	0	2	91	117	14	4	2	1	0	1	139	543
08:30	77	10	2	1	0	2	0	92	184	19	2	0	4	3	5	217	77	7	0	1	2	0	0	87	92	18	0	0	2	0	2	114	510
08:45	59	4	0	0	0	0	4	67	160	17	0	0	3	1	4	185	72	10	2	0	0	0	0	84	103	13	4	0	6	1	6	133	469
1 Hr	292	20	5	1	0	5	8	331	718	63	10	0	18	9	35	853	297	29	6	1	4	0	3	340	439	61	13	2	14	2	9	540	2064
09:00	35	3	0	0	0	0	0	38	149	21	2	0	7	3	3	185	56	6	1	0	0	0	1	64	130	14	5	0	3	2	4	158	445
09:15	30	9	0	0	0	0	1	40	136	19	2	1	1	2	1	162	56	8	3	1	0	0	1	69	114	15	1	2	2	1	2	137	408
09:30	25	4	0	0	0	0	2	31	132	27	3	0	3	0	1	166	65	7	2	0	0	0	0	74	120	29	4	0	3	0	4	160	431
09:45	30	6	1	1	0	0	3	41	141	20	2	1	3	4	2	173	63	10	1	0	0	0	2	76	129	20	5	1	4	0	1	160	450
1 Hr	120	22	1	1	0	0	6	150	558	87	9	2	14	9	7	686	240	31	7	1	0	0	4	283	493	78	15	3	12	3	11	615	1734
10:00	21	3	1	1	0	0	0	26	125	20	5	0	3	2	4	159	41	7	1	1	0	0	0	50	127	17	2	0	4	0	6	156	391
10:15	36	6	0	0	0	1	0	43	124	13	1	1	3	0	2	144	49	9	2	0	0	0	1	61	115	22	1	0	4	4	1	147	395
10:30	19	1	0	0	0	1	1	22	158	19	4	0	3	1	1	186	39	7	2	2	0	0	1	51	112	15	5	0	2	2	0	136	395
10:45	22	2	1	0	0	0	0	25	114	21	0	0	3	4	1	143	53	10	3	0	2	1	1	70	125	13	6	0	4	0	0	148	386
1 Hr	98	12	2	1	0	2	1	116	521	73	10	1	12	7	8	632	182	33	8	3	2	1	3	232	479	67	14	0	14	6	7	587	1567
11:00	24	4	1	0	0	0	0	29	130	22	1	0	4	0	4	161	50	10	0	1	0	1	0	62	94	20	1	0	1	0	2	118	370
11:15	28	5	0	1	0	0	1	35	133	18	6	0	2	2	1	162	37	13	2	1	0	0	3	56	102	16	5	0	6	1	3	133	386
11:30	20	4	1	0	0	0	2	27	123	19	0	0	4	0	3	149	43	3	2	0	0	0	0	48	125	19	1	0	2	0	2	149	373
11:45	25	2	0	0	0	0	0	27	113	23	4	1	4	0	0	145	46	8	1	1	0	0	1	57	109	16	7	0	4	0	3	139	368
1 Hr	97	15	2	1	0	0	3	118	499	82	11	1	14	2	8	617	176	34	5	3	0	1	4	223	430	71	14	0	13	1	10	539	1497
12:00	27	3	3	1	0	0	1	35	131	22	1	0	3	0	4	161	51	3	2	0	0	0	0	56	122	21	1	0	2	0	1	147	399
12:15	27	4	0	0	0	0	0	31	126	25	0	0	1	2	1	155	54	7	2	0	1	0	1	65	141	17	0	1	5	1	2	167	418
12:30	34	4	0	0	0	0	1	39	141	15	1	0	3	1	1	162	50	7	2	0	0	1	0	60	119	17	1	0	1	1	2	141	402
12:45	32	5	1	0	0	0	0	38	127	18	0	1	4	1	3	154	60	6	2	0	0	1	1	70	131	13	3	0	4	4	1	156	418
1 Hr	120	16	4	1	0	0	2	143	525	80	2	1	11	4	9	632	215	23	8	0	1	2	2	251	513	68	5	1	12	6	6	611	1637
13:00	36	4	0	0	0	0	1	41	141	19	1	0	3	0	3	167	69	8	2	1	0	0	0	80	98	13	3	0	1	0	2	117	405
13:15	41	3	0	2	0	0	1	47	129	17	3	0	2	0	1	152	41	2	0	0	1	0	0	44	119	21	2	1	4	2	1	150	393
13:30	38	3	1	0	0	0	4	46	144	21	0	0	4	0	6	175	61	9	2	0	0	0	0	72	129	14	3	0	3	2	1	152	445
13:45	24	10	0	0	0	0	2	36	133	12	1	0	3	5	5	159	49	11	4	0	0	0	0	64	116	10	3	1	2	0	0	132	391
1 Hr	139	20	1	2	0	0	8	170	547	69	5	0	12	5	15	653	220	30	8	1	1	0	0	260	462	58	11	2	10	4	4	551	1634
14:00	31	6	0	0	0	0	1	38	138	11	3	0	3	3	2	160	61	6	0	1	0	1	0	69	133	12	7	1	3	2	0	158	425
14:15	41	3	1	0	0	0	1	46	110	15	1	0	1	1	1	129	81	5	0	1	0	1	0	88	125	13	2	0	3	1	2	146	409
14:30	28	5	0	1	0	0	0	34	152	12	4	0	4	0	1	173	59	6	4	0	0	0	0	69	152	16	1	3	5	0	0	177	453
14:45	20	4	2	0	0	0	0	26	156	24	5	0	5	3	3	196	49	7	1	0	0	0	0	57	90	11	0	0	2	3	0	106	385
1 Hr	120	18	3	1	0	0	2	144	556	62	13	0	13	7	7	658	250	24	5	2	0	2	0	283	500	52	10	4	13	6	2	587	1672
15:00	20	4	0	0	0	1	1	26	137	11	4	0	2	4	5	163	89	10	3	1	0	0	0	103	123	11	0	1	4	1	1	141	433
15:15	29	4	0	0	0	0	0	33	142	13	3	0	1	0	0	159	66	9	1	2	0	0	0	78	127	13	3	1	7	0	1	152	422
15:30	24	7	1	2	0	0	1	35	149	16	3	0	5	0	1	174	64	6	2	1	1	0	1	75	142	13	0	0	2	0	6	163	447
15:45	25	5	1	0	0	0	0	31	155	9	0	0	4	0	0	168	72	7	1	0	1	1	1	83	139	21	1	0	3	1	1	166	448
1 Hr	98	20	2	2	0	1	2	125	583	49	10	0	12	4	6	664	291	32	7	4	2	1	2	339	531	58	4	2	16	2	9	622	1750
16:00	48	5	1	1	0	0	0	55	133	12	3	1	2	4	3	158	74	9	0	0	0	0	1	84	129	17	1	0	3	2	1	153	450
16:15	24	5	0	0	0	0	0	29	161	15	2	0	5	2	0	185	58	7	2	1	0	1	0	69	142	5	3	0	6	0	2	158	441
16:30	43	4	0	0	0	0	1	48	142	18	3	0	4	2	3	172	65	8	1	0	0	0	1	75	139	13	0	1	3	1	5	162	457
16:45	43	3	0	1	0	0	0	47	149	19	2	0	7	1	6	184	72	9	3	0	0	0	0	84	156	20	1	0	1	2	7	187	502
1 Hr	158	17	1	2	0	0	1	179	585	64	10	1	18	9	12	699	269	33	6	1	0	1	2	312	566	55	5	1	13	5	15	660	1850
17:00	61	7	0	0	0	1	3	72	164	15	0	0	3	1	2	185	72	3	0	0	0	0	1	76	145	16	1	0	1	4	3	170	503
17:15	45	5	0	0	0	0	1	51	135	10	2	0	4	2	2	155	101	7	0	0	1	0	1	110	117	18	1	0	5	6	6	153	469
17:30	49	3	0	0	0	0	4	56	166	12	1	0	5	2	3	189	94	5	1	0	0	0	0	100	144	16	0	0	3	4	7	174	519
17:45	39	3	0	0	0	0	0	42	142	11	4	0	3	0	0	160	85	4	0	0	1	0	0	90	139	7	1	0	7	2	7	163	455
1 Hr	194	18	0	0	0	1	8	221	607	48	7	0	15	5	7	689	352	19	1	0	2	0	2	376	545	57	3	0	16	16	23	660	1946
18:00	40	1	0	0	0	0	1	42	154	10	0	0	3	3	3	173	94	9	1	0	0	0	0	104	131	10	1	0	4	1	9	156	475
18:15	39	1	0	0	0	0	0	40	158	11	0	0	4	0	3	176	82	8	0	0	0	0	0	90	106	10	0	0	2	4	13	135	441
18:30	37	4	0	0	0	0	1	42	155	8	0	0	4	0	1	168	102	5	0	0	0	0	1	108	119	14	1	0	6	8	5	153	471
18:45	44	3	0	0	0	0	0	47	138	12	0	0	3	0	4	157	86	6	0	0	0	0	0	92	124	10	0	0	7	3	8	152	448
1 Hr	160	9	0	0	0	0	2	171	605	41	0	0	14	3	11	674	364	28	1	0	0	0	1	394	480	44	2	0	19	16	35	596	1835
Total	1765	208	22	13	0	10	48	2066	7042	817	93	6	167	69	175	8369	3090	349	68	16	12	11	24	3570	5747	731	110	16	167	70	135	6976	20981

Tracsis plc
Traffic and Data Services

3319-IRE Woodbrook Traffic Surveys
Junction Turning Count
15/05/2018

Site 1 - Corke Abbey Avenue / Dublin Road(SE) / Old Connaught Avenue / Dublin Road(NW)

DESTINATION SUMMARY

	Destination : Arm A Corke Abbey Avenue							Total	**Destination :** Arm B Dublin Road(SE)							Total	**Destination :** Arm C Old Connaught Avenue							Total	**Destination :** Arm D Dublin Road(NW)							Total	Dest Totals
	Car	LGV	OGV1	OGV2	PSV	MC	PC		Car	LGV	OGV1	OGV2	PSV	MC	PC		Car	LGV	OGV1	OGV2	PSV	MC	PC		Car	LGV	OGV1	OGV2	PSV	MC	PC		
07:00	35	5	0	1	0	0	0	41	55	8	3	0	4	1	1	72	9	4	0	0	0	0	0	13	204	33	1	0	3	1	10	252	378
07:15	43	5	0	0	0	0	0	48	52	13	5	0	3	0	2	75	8	7	0	0	0	0	0	15	229	39	5	0	4	3	12	292	430
07:30	39	0	1	0	0	1	1	42	84	16	1	0	4	0	1	106	21	5	1	0	0	0	1	28	243	29	2	1	2	1	13	291	467
07:45	57	6	0	0	0	0	1	64	95	23	4	0	4	2	1	129	30	2	2	0	0	0	2	36	246	20	2	0	5	3	15	291	520
1 Hr	174	16	1	1	0	1	2	195	286	60	13	0	15	3	5	382	68	18	3	0	0	0	3	92	922	121	10	1	14	8	50	1126	1795
08:00	27	4	4	0	0	0	0	35	151	13	3	0	5	1	2	175	31	4	2	0	1	0	0	38	251	19	2	0	6	5	11	294	542
08:15	32	2	1	1	0	0	0	36	149	15	6	1	2	0	6	179	40	4	1	0	0	0	2	47	241	14	5	0	5	3	13	281	543
08:30	33	3	0	0	0	0	0	36	115	20	1	2	3	1	2	144	44	4	0	0	0	0	1	49	238	27	3	0	5	4	4	281	510
08:45	32	4	0	0	0	0	0	36	116	17	4	0	5	1	9	152	48	2	1	0	1	0	2	54	198	21	1	0	3	1	3	227	469
1 Hr	124	13	5	1	0	0	0	143	531	65	14	3	15	3	19	650	163	14	4	0	2	0	5	188	928	81	11	0	19	13	31	1083	2064
09:00	36	7	0	0	0	0	1	44	136	12	2	0	3	2	4	159	38	4	3	0	0	0	0	45	160	21	3	0	7	3	3	197	445
09:15	32	7	0	2	0	0	0	41	108	16	3	0	2	0	4	133	35	2	0	1	0	1	0	39	161	26	3	1	1	2	1	195	408
09:30	20	5	2	0	0	0	1	28	132	23	4	0	3	0	4	166	26	10	1	0	0	0	0	37	164	29	2	0	3	0	2	200	431
09:45	31	8	1	0	0	0	0	40	129	21	3	2	4	0	6	165	38	4	1	0	0	0	0	43	165	23	4	1	3	4	2	202	450
1 Hr	119	27	3	2	0	0	2	153	505	72	12	2	12	2	18	623	137	20	5	1	0	1	0	164	650	99	12	2	14	9	8	794	1734
10:00	23	6	0	0	0	0	1	30	119	16	1	0	4	0	6	146	34	1	2	0	0	0	0	37	138	24	6	2	3	2	3	178	391
10:15	11	5	0	0	0	1	0	17	122	25	2	0	4	3	2	158	32	1	1	0	0	0	0	34	159	19	1	1	3	1	2	186	395
10:30	19	2	1	0	0	0	0	22	111	18	4	0	2	2	1	138	36	3	0	0	0	0	0	39	162	19	6	2	3	2	2	196	395
10:45	17	7	2	0	0	0	0	26	132	15	4	0	6	0	1	158	30	4	1	0	0	0	1	36	135	20	3	0	3	5	0	166	386
1 Hr	70	20	3	0	0	1	1	95	484	74	11	0	16	5	10	600	132	9	4	0	0	0	1	146	594	82	16	5	12	10	7	726	1567
11:00	16	6	0	1	0	0	1	24	106	17	2	0	1	0	1	127	32	5	0	0	0	0	0	37	144	28	1	0	4	1	4	182	370
11:15	24	5	0	0	0	0	0	29	106	17	4	0	6	1	3	137	23	1	1	0	0	0	0	25	147	29	8	2	2	2	5	195	386
11:30	24	6	0	0	0	0	0	30	129	17	1	0	2	0	3	152	25	4	1	0	0	0	2	32	133	18	2	0	4	0	2	159	373
11:45	26	3	4	1	0	0	0	34	115	16	3	0	4	0	4	142	31	3	1	0	0	0	0	35	121	27	4	1	4	0	0	157	368
1 Hr	90	20	4	2	0	0	1	117	456	67	10	0	13	1	11	558	111	13	3	0	0	0	2	129	545	102	15	3	14	3	11	693	1497
12:00	27	1	0	0	0	0	0	28	124	21	2	0	2	0	1	150	31	8	1	0	0	0	1	41	149	19	4	1	3	0	4	180	399
12:15	38	7	0	1	0	0	0	46	124	16	0	0	5	1	2	148	53	6	0	0	0	0	1	60	133	24	2	0	2	2	1	164	418
12:30	27	3	0	0	0	0	0	30	123	14	1	0	1	2	3	144	34	5	0	0	0	0	0	39	160	21	3	0	3	1	1	189	402
12:45	25	0	0	0	0	0	0	25	124	20	3	0	4	4	2	157	44	2	0	0	0	0	0	46	157	20	3	1	4	2	3	190	418
1 Hr	117	11	0	1	0	0	0	129	495	71	6	0	12	7	8	599	162	21	1	0	0	0	2	186	599	84	12	2	12	5	9	723	1637
13:00	42	5	0	0	0	0	1	48	105	16	4	0	1	0	2	128	37	0	0	0	0	0	1	38	160	23	2	1	3	0	2	191	405
13:15	28	4	0	0	0	0	0	32	124	17	2	1	5	1	2	152	32	6	0	0	0	1	0	39	146	16	3	2	2	0	1	170	393
13:30	29	5	0	0	0	0	0	34	139	14	4	0	3	2	4	166	41	4	0	0	0	0	3	48	163	24	2	0	4	0	4	197	445
13:45	31	4	1	0	0	0	0	36	130	14	2	1	2	0	2	151	30	2	1	0	0	0	0	33	131	23	4	0	3	5	5	171	391
1 Hr	130	18	1	0	0	0	1	150	498	61	12	2	11	3	10	597	140	12	1	0	0	1	4	158	600	86	11	3	12	5	12	729	1634
14:00	21	1	0	1	0	0	1	24	152	17	5	0	3	1	1	179	34	2	2	1	0	1	0	40	156	15	3	0	3	4	1	182	425
14:15	26	5	0	0	0	0	0	31	144	6	2	0	3	2	3	160	38	6	0	0	0	0	0	44	149	19	2	1	1	1	1	174	409
14:30	23	5	1	2	0	0	0	31	159	10	2	0	4	0	0	175	52	4	0	1	1	0	0	58	157	20	6	1	4	0	1	189	453
14:45	45	4	0	0	0	1	0	50	91	12	1	0	2	3	0	109	40	6	0	0	0	0	0	46	139	24	7	0	5	2	3	180	385
1 Hr	115	15	1	3	0	1	1	136	546	45	10	0	12	6	4	623	164	18	2	2	1	1	0	188	601	78	18	2	13	7	6	725	1672
15:00	36	5	2	0	0	1	0	44	137	11	1	0	4	2	2	157	34	3	0	1	0	0	1	39	162	17	4	1	2	3	4	193	433
15:15	33	2	0	1	0	0	0	36	117	14	4	0	6	0	0	141	47	5	0	1	1	0	1	55	167	18	3	1	1	0	0	190	422
15:30	26	4	0	0	0	0	4	34	139	16	0	1	2	0	4	162	52	6	1	0	0	0	0	59	162	16	5	2	6	0	1	192	447
15:45	31	8	1	0	0	0	0	40	146	16	1	0	3	2	2	170	51	3	0	0	0	0	0	54	163	15	1	0	5	0	0	184	448
1 Hr	126	19	3	1	0	1	4	154	539	57	6	1	15	4	8	630	184	17	1	2	1	0	2	207	654	66	13	4	14	3	5	759	1750
16:00	40	3	0	0	0	0	0	43	140	16	0	0	3	1	2	162	33	3	2	0	0	3	1	42	171	21	3	2	2	2	2	203	450
16:15	38	3	0	0	0	0	0	41	149	5	3	0	6	1	2	166	33	4	1	0	0	1	0	39	165	20	3	1	5	1	0	195	441
16:30	50	7	0	1	0	0	1	59	133	15	0	0	3	1	6	158	53	5	2	0	0	0	3	63	153	16	2	0	4	2	0	177	457
16:45	53	6	0	0	0	0	3	62	159	19	1	0	1	1	5	186	54	4	0	0	0	2	0	60	154	22	5	1	7	0	5	194	502
1 Hr	181	19	0	1	0	0	4	205	581	55	4	0	13	4	15	672	173	16	5	0	0	6	4	204	643	79	13	4	18	5	7	769	1850
17:00	39	5	0	0	0	0	1	45	184	17	1	0	1	4	7	214	52	2	0	0	0	0	0	54	167	17	0	0	3	2	1	190	503
17:15	49	6	0	0	0	2	0	57	150	22	1	0	5	4	7	189	27	1	0	0	0	0	0	28	172	11	2	0	5	2	3	195	469
17:30	65	7	0	0	0	2	1	75	178	17	0	0	3	2	10	210	36	1	0	0	0	0	2	39	174	11	2	0	5	2	1	195	519
17:45	53	4	1	0	0	0	0	58	166	7	0	0	7	2	7	189	31	3	2	0	0	0	0	36	155	11	2	0	4	0	0	172	455
1 Hr	206	22	1	0	0	4	2	235	678	63	2	0	16	12	31	802	146	7	2	0	0	0	2	157	668	50	6	0	17	6	5	752	1946
18:00	46	7	0	0	0	1	1	55	168	9	1	0	4	1	8	191	43	0	1	0	0	0	1	45	162	14	0	0	3	2	3	184	475
18:15	41	3	0	0	0	2	0	46	142	13	0	0	2	2	10	169	54	0	0	0	0	0	4	58	148	14	0	0	4	0	2	168	441
18:30	44	5	0	0	0	0	2	51	170	11	1	0	6	7	5	200	45	3	0	0	0	1	1	50	154	12	0	0	4	0	0	170	471
18:45	57	4	0	0	0	0	1	62	148	12	0	0	7	2	7	176	34	3	0	0	0	1	2	40	153	12	0	0	3	0	2	170	448
1 Hr	188	19	0	0	0	3	4	214	628	45	2	0	19	12	30	736	176	6	1	0	0	2	8	193	617	52	0	0	14	2	7	692	1835
Total	1640	219	22	12	0	11	22	1926	6227	735	102	8	169	62	169	7472	1756	171	32	5	4	11	33	2012	8021	980	137	26	173	76	158	9571	20981

Tracsis plc
Traffic and Data Services

3319-IRE Woodbrook Traffic Surveys
Junction Turning Count
15/05/2018

Site 2 - Dublin Road(NNW) / Dublin Road(SSE) / M11

Origin : Arm A Dublin Road(NNW)

	Destination : Arm A Dublin Road(NNW)							Total	**Destination :** Arm B Dublin Road(SSE)							Total	**Destination :** Arm C M11							Total	Arm Totals
	Car	LGV	OGV1	OGV2	PSV	MC	PC		Car	LGV	OGV1	OGV2	PSV	MC	PC		Car	LGV	OGV1	OGV2	PSV	MC	PC		
07:00	0	0	0	0	0	0	0	0	22	3	1	0	1	0	1	28	12	2	1	0	0	0	0	15	43
07:15	0	0	0	0	0	0	0	0	12	5	1	0	2	0	2	22	17	1	1	0	0	1	0	20	42
07:30	0	0	0	0	0	0	0	0	21	6	0	0	2	0	2	31	36	5	0	0	0	0	0	41	72
07:45	0	0	0	0	0	0	0	0	25	9	1	0	3	2	2	42	41	3	1	0	0	0	0	45	87
1 Hr	0	0	0	0	0	0	0	0	80	23	3	0	8	2	7	123	106	11	3	0	0	1	0	121	244
08:00	0	0	0	0	0	0	0	0	35	5	3	0	3	0	0	46	35	2	3	0	0	1	0	41	87
08:15	1	0	0	0	0	0	0	1	43	5	1	0	1	0	0	50	76	2	2	0	1	1	0	82	133
08:30	0	0	0	0	0	0	0	0	44	4	2	0	3	0	2	55	65	7	0	0	0	0	0	72	127
08:45	0	0	0	0	0	0	0	0	42	1	1	0	2	0	6	52	41	5	0	1	0	1	0	48	100
1 Hr	1	0	0	0	0	0	0	1	164	15	7	0	9	0	8	203	217	16	5	1	1	3	0	243	447
09:00	0	0	0	0	0	0	0	0	48	1	0	0	3	1	4	57	44	4	2	0	0	0	0	50	107
09:15	0	0	0	0	0	0	0	0	44	5	1	0	3	1	2	56	30	6	1	0	0	0	0	37	93
09:30	0	0	0	0	0	0	0	0	36	5	2	0	4	0	3	50	32	1	1	0	0	0	0	34	84
09:45	1	0	0	0	0	0	0	1	56	7	1	0	2	0	6	72	24	6	1	1	0	0	0	32	105
1 Hr	1	0	0	0	0	0	0	1	184	18	4	0	12	2	15	235	130	17	5	1	0	0	0	153	389
10:00	0	0	0	0	0	0	0	0	49	3	1	0	2	0	1	56	26	2	0	0	0	0	0	28	84
10:15	0	0	0	0	0	0	0	0	36	3	0	0	4	1	2	46	18	2	1	1	1	0	0	23	69
10:30	1	0	0	0	0	0	0	1	40	5	2	0	2	2	0	51	27	5	1	0	0	0	0	33	85
10:45	1	0	0	0	0	0	0	1	43	3	2	1	2	0	0	51	31	5	1	0	0	1	0	38	90
1 Hr	2	0	0	0	0	0	0	2	168	14	5	1	10	3	3	204	102	14	3	1	1	1	0	122	328
11:00	0	0	0	0	0	0	0	0	42	5	0	0	4	0	2	53	21	5	0	0	0	0	0	26	79
11:15	1	0	0	0	0	0	0	1	38	5	1	0	1	1	3	49	27	6	1	0	0	0	0	34	84
11:30	0	0	0	0	0	0	0	0	49	7	0	0	1	0	3	60	30	6	3	0	0	0	0	39	99
11:45	0	0	0	0	0	0	0	0	58	4	5	0	3	0	5	75	27	4	2	0	0	0	0	33	108
1 Hr	1	0	0	0	0	0	0	1	187	21	6	0	9	1	13	237	105	21	6	0	0	0	0	132	370
12:00	0	0	0	0	0	0	0	0	43	4	0	0	0	0	1	48	35	3	2	0	0	0	0	40	88
12:15	0	0	0	0	0	0	0	0	47	4	0	0	4	1	3	59	33	5	2	0	0	1	0	41	100
12:30	2	0	0	0	0	0	0	2	53	6	1	0	2	1	1	64	31	2	1	0	1	0	0	35	101
12:45	0	0	0	0	0	0	0	0	43	7	0	0	2	2	2	56	40	2	3	1	0	0	0	46	102
1 Hr	2	0	0	0	0	0	0	2	186	21	1	0	8	4	7	227	139	12	8	1	1	1	0	162	391
13:00	0	0	0	0	0	0	0	0	36	2	0	0	1	0	1	40	45	1	2	0	0	0	0	48	88
13:15	2	0	0	0	0	0	0	2	43	2	0	0	3	1	0	49	31	3	0	0	0	0	0	34	85
13:30	2	0	0	0	0	0	0	2	51	5	0	0	3	0	0	59	27	3	0	1	0	0	0	31	92
13:45	0	0	0	0	0	0	0	0	47	2	0	0	0	0	0	49	48	3	0	0	0	0	0	51	100
1 Hr	4	0	0	0	0	0	0	4	177	11	0	0	7	1	1	197	151	10	2	1	0	0	0	164	365
14:00	0	0	0	0	0	0	0	0	56	2	3	1	3	0	2	67	35	6	0	0	0	0	0	41	108
14:15	0	0	0	0	0	0	0	0	55	5	1	0	3	0	1	65	40	2	1	0	0	0	0	43	108
14:30	1	0	0	0	0	0	0	1	60	8	0	1	4	0	1	74	37	6	2	0	0	0	0	45	120
14:45	1	0	1	0	0	0	0	2	49	3	1	0	0	1	0	54	46	8	2	0	0	0	0	56	112
1 Hr	2	0	1	0	0	0	0	3	220	18	5	2	10	1	4	260	158	22	5	0	0	0	0	185	448
15:00	2	0	0	0	0	0	0	2	43	2	0	0	3	0	1	49	40	2	3	0	0	0	0	45	96
15:15	2	0	0	0	0	0	0	2	52	3	2	0	6	0	4	67	43	5	0	0	0	0	0	48	117
15:30	1	0	0	0	0	0	0	1	54	3	1	0	1	0	8	67	55	9	0	0	0	0	0	64	132
15:45	1	0	0	0	0	0	0	1	41	7	0	0	3	0	1	52	52	16	4	0	1	0	0	73	126
1 Hr	6	0	0	0	0	0	0	6	190	15	3	0	13	0	14	235	190	32	7	0	1	0	0	230	471
16:00	0	0	0	0	0	0	0	0	48	6	0	0	1	1	2	58	41	16	1	0	0	0	0	58	116
16:15	0	1	0	0	0	0	0	1	59	1	1	0	5	0	2	68	59	12	3	0	0	0	0	74	143
16:30	1	0	0	0	0	0	0	1	52	7	0	0	3	0	7	69	80	19	1	0	0	0	0	100	170
16:45	0	0	0	0	0	0	0	0	53	6	1	0	1	2	2	65	69	14	1	1	0	0	0	85	150
1 Hr	1	1	0	0	0	0	0	2	212	20	2	0	10	3	13	260	249	61	6	1	0	0	0	317	579
17:00	0	0	0	0	0	0	0	0	65	6	0	0	2	2	1	76	71	12	0	0	0	0	0	83	159
17:15	0	0	0	0	0	0	0	0	63	10	0	0	3	3	3	82	87	15	1	1	0	1	0	105	187
17:30	0	0	0	0	0	0	0	0	62	5	0	0	6	0	7	80	70	4	1	0	0	0	0	75	155
17:45	0	0	0	0	0	0	0	0	50	1	0	0	4	1	4	60	59	6	0	0	0	0	0	65	125
1 Hr	0	0	0	0	0	0	0	0	240	22	0	0	15	6	15	298	287	37	2	1	0	1	0	328	626
18:00	0	0	0	0	0	0	0	0	56	6	0	0	4	1	7	74	60	8	0	0	0	0	0	68	142
18:15	0	0	0	0	0	0	0	0	46	1	0	0	4	1	2	54	62	9	0	0	0	0	0	71	125
18:30	1	0	0	0	0	0	0	1	59	2	0	0	4	0	3	68	66	0	0	0	0	1	0	67	136
18:45	1	0	0	0	0	0	0	1	42	2	0	0	5	0	4	53	71	3	1	0	0	0	0	75	129
1 Hr	2	0	0	0	0	0	0	2	203	11	0	0	17	2	16	249	259	20	1	0	0	1	0	281	532
Total	22	1	1	0	0	0	0	24	2211	209	36	3	128	25	116	2728	2093	273	53	7	4	8	0	2438	5190

Tracsis plc
Traffic and Data Services

3319-IRE Woodbrook Traffic Surveys
Junction Turning Count
15/05/2018

Site 2 - Dublin Road(NNW) / Dublin Road(SSE) / M11

Origin : Arm B Dublin Road

	Destination : Arm A Dublin Road(NNW)							Total	**Destination :** Arm B Dublin Road(SSE)							Total	**Destination :** Arm C M11							Total	Arm Totals
	Car	LGV	OGV1	OGV2	PSV	MC	PC		Car	LGV	OGV1	OGV2	PSV	MC	PC		Car	LGV	OGV1	OGV2	PSV	MC	PC		
07:00	39	5	3	0	2	0	9	58	0	0	0	0	0	0	0	0	169	26	1	0	1	1	0	198	256
07:15	40	4	0	0	4	0	13	61	0	0	0	0	0	0	0	0	188	36	3	0	0	2	0	229	290
07:30	61	13	3	0	2	0	12	91	0	0	0	0	0	0	0	0	187	18	1	1	0	2	0	209	300
07:45	74	7	2	0	5	3	14	105	0	0	0	0	0	0	0	0	166	12	0	0	0	0	0	178	283
1 Hr	214	29	8	0	13	3	48	315	0	0	0	0	0	0	0	0	710	92	5	1	1	5	0	814	1129
08:00	82	10	3	0	5	0	11	111	0	0	0	0	0	0	0	0	165	8	1	0	0	5	0	179	290
08:15	105	6	1	0	4	2	13	131	0	0	0	0	0	0	0	0	144	5	4	0	1	1	0	155	286
08:30	108	5	3	0	1	2	5	124	0	0	0	0	0	0	0	0	140	20	1	0	3	1	0	165	289
08:45	61	7	0	0	1	1	3	73	0	0	0	0	0	0	0	0	135	14	0	0	2	1	0	152	225
1 Hr	356	28	7	0	11	5	32	439	0	0	0	0	0	0	0	0	584	47	6	0	6	8	0	651	1090
09:00	47	8	2	0	7	2	4	70	0	0	0	0	0	0	0	0	121	10	2	0	0	1	0	134	204
09:15	55	9	0	0	2	0	1	67	0	1	0	0	0	0	0	1	110	15	2	1	0	2	0	130	198
09:30	61	11	2	0	3	0	2	79	2	0	0	0	0	0	0	2	91	17	1	0	0	0	0	109	190
09:45	58	8	1	0	3	2	2	74	0	0	0	0	0	0	0	0	115	20	3	1	0	2	0	141	215
1 Hr	221	36	5	0	15	4	9	290	2	1	0	0	0	0	0	3	437	62	8	2	0	5	0	514	807
10:00	57	6	1	0	3	1	4	72	0	0	0	0	0	0	0	0	74	18	5	2	0	2	0	101	173
10:15	57	7	0	0	3	0	1	68	3	0	0	0	0	0	0	3	115	12	1	1	0	1	0	130	201
10:30	62	3	0	0	3	1	2	71	1	1	0	0	0	0	0	2	95	16	7	2	0	1	0	121	194
10:45	49	6	1	0	2	3	1	62	2	0	0	0	0	0	0	2	89	10	2	1	1	2	0	105	169
1 Hr	225	22	2	0	11	5	8	273	6	1	0	0	0	0	0	7	373	56	15	6	1	6	0	457	737
11:00	56	11	1	0	3	1	3	75	2	0	0	0	0	0	0	2	91	15	0	0	0	0	0	106	183
11:15	40	10	2	0	2	1	5	60	1	0	0	0	0	0	0	1	106	14	5	2	1	1	0	129	190
11:30	45	5	1	0	3	0	2	56	0	0	0	0	0	0	0	0	95	11	4	0	1	0	0	111	167
11:45	57	12	2	0	3	0	1	75	2	0	0	0	0	0	0	2	68	10	1	1	1	0	0	81	158
1 Hr	198	38	6	0	11	2	11	266	5	0	0	0	0	0	0	5	360	50	10	3	3	1	0	427	698
12:00	59	6	1	0	2	0	4	72	2	0	0	0	0	0	0	2	92	13	4	1	0	0	0	110	184
12:15	54	14	1	0	3	0	1	73	1	1	0	0	0	0	0	2	81	12	0	0	0	2	0	95	170
12:30	63	4	3	0	3	1	0	74	1	1	0	0	0	0	0	2	91	16	1	0	0	0	0	108	184
12:45	54	6	0	0	2	1	0	63	2	0	0	0	0	0	0	2	98	14	2	1	1	1	0	117	182
1 Hr	230	30	5	0	10	2	5	282	6	2	0	0	0	0	0	8	362	55	7	2	1	3	0	430	720
13:00	60	6	0	0	3	0	4	73	0	0	0	0	0	0	0	0	98	14	3	1	1	0	0	117	190
13:15	50	6	0	0	2	0	1	59	2	0	0	0	0	0	0	2	101	9	3	2	0	0	0	115	176
13:30	61	2	1	0	3	0	3	70	3	0	0	0	0	0	0	3	96	21	1	0	1	0	0	119	192
13:45	56	5	2	0	2	3	5	73	1	0	0	0	0	0	0	1	83	19	2	0	1	2	0	107	181
1 Hr	227	19	3	0	10	3	13	275	6	0	0	0	0	0	0	6	378	63	9	3	3	2	0	458	739
14:00	66	4	0	0	3	1	0	74	0	0	0	0	0	0	0	0	90	10	4	0	0	3	0	107	181
14:15	56	5	1	1	1	0	2	66	0	0	0	0	0	0	0	0	104	9	1	0	0	1	0	115	181
14:30	57	4	1	0	3	0	1	66	1	0	0	0	0	0	0	1	105	12	5	1	0	0	0	123	190
14:45	59	8	3	0	3	1	2	76	0	0	0	0	0	0	0	0	90	15	5	0	1	1	0	112	188
1 Hr	238	21	5	1	10	2	5	282	1	0	0	0	0	0	0	1	389	46	15	1	1	5	0	457	740
15:00	58	1	1	1	2	2	4	69	0	0	0	0	0	0	0	0	100	16	3	0	0	1	0	120	189
15:15	72	5	1	0	1	0	1	80	1	0	0	0	0	0	0	1	97	12	2	1	0	0	0	112	193
15:30	70	2	2	0	4	0	1	79	2	0	0	0	0	0	0	2	100	16	5	2	2	0	0	125	206
15:45	64	6	0	0	2	0	0	72	1	0	0	0	0	0	0	1	98	12	1	0	3	0	0	114	187
1 Hr	264	14	4	1	9	2	6	300	4	0	0	0	0	0	0	4	395	56	11	3	5	1	0	471	775
16:00	58	5	0	0	2	0	2	67	0	0	0	0	0	0	0	0	112	17	1	1	0	2	0	133	200
16:15	60	7	1	0	2	0	0	70	1	0	0	0	0	0	0	1	102	13	1	2	2	0	0	120	191
16:30	64	4	1	0	4	1	1	75	0	1	0	0	0	0	0	1	90	13	1	0	0	2	0	106	182
16:45	55	5	3	0	4	0	5	72	0	0	0	0	0	0	0	0	98	16	2	0	3	0	0	119	191
1 Hr	237	21	5	0	12	1	8	284	1	1	0	0	0	0	0	2	402	59	5	3	5	4	0	478	764
17:00	69	4	0	0	3	0	1	77	0	0	0	0	0	0	0	0	110	12	1	1	0	2	0	126	203
17:15	62	1	2	0	4	0	2	71	2	0	0	0	0	0	0	2	110	7	0	0	1	2	0	120	193
17:30	60	1	1	0	3	1	1	67	1	0	0	0	0	0	0	1	118	10	1	0	2	1	0	132	200
17:45	62	2	0	0	3	0	1	68	0	0	0	0	0	0	0	0	92	8	1	0	1	0	0	102	170
1 Hr	253	8	3	0	13	1	5	283	3	0	0	0	0	0	0	3	430	37	3	1	4	5	0	480	766
18:00	64	3	0	0	3	1	2	73	0	0	0	0	0	0	0	0	99	11	1	0	0	1	0	112	185
18:15	59	4	0	0	1	0	2	66	1	1	0	0	0	0	0	2	93	6	0	0	2	0	0	101	169
18:30	47	2	0	0	4	0	0	53	0	0	0	0	1	0	0	1	105	10	0	0	0	0	0	115	169
18:45	55	4	0	0	2	0	0	61	1	0	0	0	0	0	0	1	96	4	0	0	1	0	0	101	163
1 Hr	225	13	0	0	10	1	4	253	2	1	0	0	1	0	0	4	393	31	1	0	3	1	0	429	686
Total	2888	279	53	2	135	31	154	3542	36	6	0	0	1	0	0	43	5213	654	95	25	33	46	0	6066	9651

Tracsis plc
Traffic and Data Services

3319-IRE Woodbrook Traffic Surveys
Junction Turning Count
15/05/2018

Site 2 - Dublin Road(NNW) / Dublin Road(SSE) / M11

Origin : Arm C M11

	Destination : Arm A Dublin Road(NNW)							Total	**Destination :** Arm B Dublin Road							Total	**Destination :** Arm C M11							Total	Arm Totals
	Car	LGV	OGV1	OGV2	PSV	MC	PC		Car	LGV	OGV1	OGV2	PSV	MC	PC		Car	LGV	OGV1	OGV2	PSV	MC	PC		
07:00	6	1	0	0	0	0	0	7	44	7	2	1	2	1	0	57	0	0	0	0	0	0	0	0	64
07:15	6	1	0	0	0	0	0	7	48	13	3	0	3	0	0	67	0	0	0	0	0	0	0	0	74
07:30	4	4	1	0	1	0	0	10	62	11	2	0	0	0	0	75	1	1	0	0	0	0	0	2	87
07:45	15	3	0	1	2	0	0	21	89	13	6	0	1	0	0	109	0	0	0	0	0	0	0	0	130
1 Hr	31	9	1	1	3	0	0	45	243	44	13	1	6	1	0	308	1	1	0	0	0	0	0	2	355
08:00	14	2	0	0	3	0	0	19	101	14	2	0	2	1	0	120	0	1	0	0	0	0	0	1	140
08:15	22	1	0	0	0	0	0	23	69	7	3	2	0	0	0	81	0	0	0	0	0	0	0	0	104
08:30	25	3	1	1	0	1	0	31	56	14	1	0	0	0	0	71	0	0	0	0	0	0	0	0	102
08:45	12	2	1	0	0	0	0	15	69	11	1	0	3	1	0	85	1	0	0	0	0	0	0	1	101
1 Hr	73	8	2	1	3	1	0	88	295	46	7	2	5	2	0	357	1	1	0	0	0	0	0	2	447
09:00	20	3	1	1	0	0	0	25	80	11	5	1	0	1	0	98	1	0	0	0	0	0	0	1	124
09:15	16	2	1	0	0	0	0	19	84	14	1	0	0	0	0	99	2	0	0	0	0	0	0	2	120
09:30	18	4	0	0	0	0	0	22	84	15	3	0	0	0	0	102	0	1	0	0	0	0	0	1	125
09:45	8	1	1	1	0	0	0	11	74	16	4	1	1	0	0	96	0	0	0	0	0	0	0	0	107
1 Hr	62	10	3	2	0	0	0	77	322	56	13	2	1	1	0	395	3	1	0	0	0	0	0	4	476
10:00	13	1	0	0	0	0	0	14	72	14	1	0	1	0	0	88	1	0	0	0	0	0	0	1	103
10:15	14	3	0	1	0	0	0	18	84	18	1	0	0	2	0	105	3	1	0	1	0	0	0	5	128
10:30	17	1	0	0	0	0	0	18	86	7	5	0	0	0	0	98	1	0	0	0	0	0	0	1	117
10:45	22	2	2	0	0	1	0	27	75	9	3	0	2	0	0	89	1	1	1	0	0	0	0	3	119
1 Hr	66	7	2	1	0	1	0	77	317	48	10	0	3	2	0	380	6	2	1	1	0	0	0	10	467
11:00	29	2	0	0	0	0	0	31	55	4	3	0	0	0	0	62	1	0	0	0	0	0	0	1	94
11:15	28	4	3	0	0	0	0	35	69	8	4	0	2	0	0	83	1	0	0	0	0	0	0	1	119
11:30	17	1	0	0	0	0	0	18	74	12	2	0	1	0	0	89	1	0	0	0	0	0	0	1	108
11:45	18	2	0	0	0	0	0	20	74	14	4	0	1	0	0	93	3	1	0	0	0	0	0	4	117
1 Hr	92	9	3	0	0	0	0	104	272	38	13	0	4	0	0	327	6	1	0	0	0	0	0	7	438
12:00	11	1	0	1	0	0	0	13	74	12	0	0	2	0	0	88	1	0	0	0	0	0	0	1	102
12:15	7	3	1	0	0	0	0	11	84	13	0	1	1	1	0	100	0	0	0	0	0	0	0	0	111
12:30	19	1	0	0	0	0	0	20	73	8	1	0	1	1	0	84	1	0	0	0	0	0	0	1	105
12:45	16	1	0	0	0	0	0	17	87	7	0	0	0	1	0	95	0	0	0	0	1	0	0	1	113
1 Hr	53	6	1	1	0	0	0	61	318	40	1	1	4	3	0	367	2	0	0	0	1	0	0	3	431
13:00	10	1	0	0	0	0	0	11	61	10	4	0	1	0	0	76	3	0	0	0	0	0	0	3	90
13:15	12	0	0	0	0	0	0	12	80	19	1	1	1	1	0	103	1	0	0	0	0	0	0	1	116
13:30	19	1	1	0	0	0	0	21	87	10	4	0	0	2	0	103	4	0	0	0	0	0	0	4	128
13:45	17	1	2	0	0	0	0	20	78	7	2	1	1	0	0	89	0	0	0	0	0	0	0	0	109
1 Hr	58	3	3	0	0	0	0	64	306	46	11	2	3	3	0	371	8	0	0	0	0	0	0	8	443
14:00	13	1	0	0	0	0	0	14	73	8	4	0	0	2	0	87	0	0	0	0	0	0	0	0	101
14:15	16	0	2	0	0	0	0	18	76	10	1	0	0	1	0	88	0	0	0	0	0	0	0	0	106
14:30	17	2	0	0	0	0	0	19	91	9	1	2	0	0	0	103	1	0	1	0	0	0	0	2	124
14:45	24	2	0	0	0	0	0	26	86	11	0	0	2	2	0	101	2	3	0	0	0	0	0	5	132
1 Hr	70	5	2	0	0	0	0	77	326	38	6	2	2	5	0	379	3	3	1	0	0	0	0	7	463
15:00	9	4	0	0	0	0	0	13	81	9	2	1	1	1	0	95	2	0	0	0	0	0	0	2	110
15:15	13	2	1	0	0	0	0	16	78	10	0	1	1	0	0	90	0	1	0	0	0	0	0	1	107
15:30	24	2	1	0	0	0	0	27	106	10	0	0	1	0	0	117	0	0	0	0	0	0	0	0	144
15:45	14	2	0	0	1	1	0	18	111	13	1	0	0	1	0	126	2	2	0	0	0	0	0	4	148
1 Hr	60	10	2	0	1	1	0	74	376	42	3	2	3	2	0	428	4	3	0	0	0	0	0	7	509
16:00	11	2	0	0	0	0	0	13	84	12	1	0	2	2	0	101	0	0	0	0	0	0	0	0	114
16:15	4	0	0	0	0	0	0	4	86	6	2	0	1	0	0	95	16	0	0	0	0	0	0	16	115
16:30	10	0	0	0	0	0	0	10	86	9	1	1	0	1	0	98	15	1	0	1	0	1	0	18	126
16:45	6	0	0	0	0	0	0	6	71	6	1	0	0	0	0	78	24	4	0	0	0	0	0	28	112
1 Hr	31	2	0	0	0	0	0	33	327	33	5	1	3	3	0	372	55	5	0	1	0	1	0	62	467
17:00	5	0	1	0	0	0	0	6	96	10	1	0	1	2	0	110	22	6	0	0	0	0	0	28	144
17:15	2	0	0	0	0	0	0	2	63	9	0	0	0	3	0	75	51	10	0	0	0	0	0	61	138
17:30	7	0	0	0	0	0	0	7	78	6	0	0	0	3	0	87	42	6	0	1	0	0	0	49	143
17:45	3	0	0	0	0	0	0	3	73	4	2	0	1	1	0	81	30	2	0	1	0	0	0	33	117
1 Hr	17	0	1	0	0	0	0	18	310	29	3	0	2	9	0	353	145	24	0	2	0	0	0	171	542
18:00	5	0	0	0	0	0	0	5	92	4	0	0	0	1	0	97	20	2	1	0	0	0	0	23	125
18:15	7	0	0	0	0	0	0	7	79	10	0	0	0	3	0	92	18	1	0	0	0	0	0	19	118
18:30	8	0	0	0	0	0	0	8	77	6	2	0	1	5	0	91	25	2	0	0	0	0	0	27	126
18:45	8	0	0	0	0	0	0	8	74	3	0	0	0	1	0	78	38	4	0	0	0	0	0	42	128
1 Hr	28	0	0	0	0	0	0	28	322	23	2	0	1	10	0	358	101	9	1	0	0	0	0	111	497
Total	641	69	20	6	7	3	0	746	3734	483	87	13	37	41	0	4395	335	50	3	4	1	1	0	394	5535

Tracsis plc
Traffic and Data Services

3319-IRE Woodbrook Traffic Surveys
Junction Turning Count
15/05/2018

Site 2 - Dublin Road(NNW) / Dublin Road(SSE) / M11

ORIGIN SUMMARY

	Origin : Arm A Dublin Road(NNW)							Total	**Origin :** Arm B Dublin Road(SSE)							Total	**Origin :** Arm C M11							Total	Origin Totals
	Car	LGV	OGV1	OGV2	PSV	MC	PC		Car	LGV	OGV1	OGV2	PSV	MC	PC		Car	LGV	OGV1	OGV2	PSV	MC	PC		
07:00	34	5	2	0	1	0	1	43	208	31	4	0	3	1	9	256	50	8	2	1	2	1	0	64	363
07:15	29	6	2	0	2	1	2	42	228	40	3	0	4	2	13	290	54	14	3	0	3	0	0	74	406
07:30	57	11	0	0	2	0	2	72	248	31	4	1	2	2	12	300	67	16	3	0	1	0	0	87	459
07:45	66	12	2	0	3	2	2	87	240	19	2	0	5	3	14	283	104	16	6	1	3	0	0	130	500
1 Hr	186	34	6	0	8	3	7	244	924	121	13	1	14	8	48	1129	275	54	14	2	9	1	0	355	1728
08:00	70	7	6	0	3	1	0	87	247	18	4	0	5	5	11	290	115	17	2	0	5	1	0	140	517
08:15	120	7	3	0	2	1	0	133	249	11	5	0	5	3	13	286	91	8	3	2	0	0	0	104	523
08:30	109	11	2	0	3	0	2	127	248	25	4	0	4	3	5	289	81	17	2	1	0	1	0	102	518
08:45	83	6	1	1	2	1	6	100	196	21	0	0	3	2	3	225	82	13	2	0	3	1	0	101	426
1 Hr	382	31	12	1	10	3	8	447	940	75	13	0	17	13	32	1090	369	55	9	3	8	3	0	447	1984
09:00	92	5	2	0	3	1	4	107	168	18	4	0	7	3	4	204	101	14	6	2	0	1	0	124	435
09:15	74	11	2	0	3	1	2	93	165	25	2	1	2	2	1	198	102	16	2	0	0	0	0	120	411
09:30	68	6	3	0	4	0	3	84	154	28	3	0	3	0	2	190	102	20	3	0	0	0	0	125	399
09:45	81	13	2	1	2	0	6	105	173	28	4	1	3	4	2	215	82	17	5	2	1	0	0	107	427
1 Hr	315	35	9	1	12	2	15	389	660	99	13	2	15	9	9	807	387	67	16	4	1	1	0	476	1672
10:00	75	5	1	0	2	0	1	84	131	24	6	2	3	3	4	173	86	15	1	0	1	0	0	103	360
10:15	54	5	1	1	5	1	2	69	175	19	1	1	3	1	1	201	101	22	1	2	0	2	0	128	398
10:30	68	10	3	0	2	2	0	85	158	20	7	2	3	2	2	194	104	8	5	0	0	0	0	117	396
10:45	75	8	3	1	2	1	0	90	140	16	3	1	3	5	1	169	98	12	6	0	2	1	0	119	378
1 Hr	272	28	8	2	11	4	3	328	604	79	17	6	12	11	8	737	389	57	13	2	3	3	0	467	1532
11:00	63	10	0	0	4	0	2	79	149	26	1	0	3	1	3	183	85	6	3	0	0	0	0	94	356
11:15	66	11	2	0	1	1	3	84	147	24	7	2	3	2	5	190	98	12	7	0	2	0	0	119	393
11:30	79	13	3	0	1	0	3	99	140	16	5	0	4	0	2	167	92	13	2	0	1	0	0	108	374
11:45	85	8	7	0	3	0	5	108	127	22	3	1	4	0	1	158	95	17	4	0	1	0	0	117	383
1 Hr	293	42	12	0	9	1	13	370	563	88	16	3	14	3	11	698	370	48	16	0	4	0	0	438	1506
12:00	78	7	2	0	0	0	1	88	153	19	5	1	2	0	4	184	86	13	0	1	2	0	0	102	374
12:15	80	9	2	0	4	2	3	100	136	27	1	0	3	2	1	170	91	16	1	1	1	1	0	111	381
12:30	86	8	2	0	3	1	1	101	155	21	4	0	3	1	0	184	93	9	1	0	1	1	0	105	390
12:45	83	9	3	1	2	2	2	102	154	20	2	1	3	2	0	182	103	8	0	0	1	1	0	113	397
1 Hr	327	33	9	1	9	5	7	391	598	87	12	2	11	5	5	720	373	46	2	2	5	3	0	431	1542
13:00	81	3	2	0	1	0	1	88	158	20	3	1	4	0	4	190	74	11	4	0	1	0	0	90	368
13:15	76	5	0	0	3	1	0	85	153	15	3	2	2	0	1	176	93	19	1	1	1	1	0	116	377
13:30	80	8	0	1	3	0	0	92	160	23	2	0	4	0	3	192	110	11	5	0	0	2	0	128	412
13:45	95	5	0	0	0	0	0	100	140	24	4	0	3	5	5	181	95	8	4	1	1	0	0	109	390
1 Hr	332	21	2	1	7	1	1	365	611	82	12	3	13	5	13	739	372	49	14	2	3	3	0	443	1547
14:00	91	8	3	1	3	0	2	108	156	14	4	0	3	4	0	181	86	9	4	0	0	2	0	101	390
14:15	95	7	2	0	3	0	1	108	160	14	2	1	1	1	2	181	92	10	3	0	0	1	0	106	395
14:30	98	14	2	1	4	0	1	120	163	16	6	1	3	0	1	190	109	11	2	2	0	0	0	124	434
14:45	96	11	4	0	0	1	0	112	149	23	8	0	4	2	2	188	112	16	0	0	2	2	0	132	432
1 Hr	380	40	11	2	10	1	4	448	628	67	20	2	11	7	5	740	399	46	9	2	2	5	0	463	1651
15:00	85	4	3	0	3	0	1	96	158	17	4	1	2	3	4	189	92	13	2	1	1	1	0	110	395
15:15	97	8	2	0	6	0	4	117	170	17	3	1	1	0	1	193	91	13	1	1	1	0	0	107	417
15:30	110	12	1	0	1	0	8	132	172	18	7	2	6	0	1	206	130	12	1	0	1	0	0	144	482
15:45	94	23	4	0	4	0	1	126	163	18	1	0	5	0	0	187	127	17	1	0	1	2	0	148	461
1 Hr	386	47	10	0	14	0	14	471	663	70	15	4	14	3	6	775	440	55	5	2	4	3	0	509	1755
16:00	89	22	1	0	1	1	2	116	170	22	1	1	2	2	2	200	95	14	1	0	2	2	0	114	430
16:15	118	14	4	0	5	0	2	143	163	20	2	2	4	0	0	191	106	6	2	0	1	0	0	115	449
16:30	133	26	1	0	3	0	7	170	154	18	2	0	4	3	1	182	111	10	1	2	0	2	0	126	478
16:45	122	20	2	1	1	2	2	150	153	21	5	0	7	0	5	191	101	10	1	0	0	0	0	112	453
1 Hr	462	82	8	1	10	3	13	579	640	81	10	3	17	5	8	764	413	40	5	2	3	4	0	467	1810
17:00	136	18	0	0	2	2	1	159	179	16	1	1	3	2	1	203	123	16	2	0	1	2	0	144	506
17:15	150	25	1	1	3	4	3	187	174	8	2	0	5	2	2	193	116	19	0	0	0	3	0	138	518
17:30	132	9	1	0	6	0	7	155	179	11	2	0	5	2	1	200	127	12	0	1	0	3	0	143	498
17:45	109	7	0	0	4	1	4	125	154	10	1	0	4	0	1	170	106	6	2	1	1	1	0	117	412
1 Hr	527	59	2	1	15	7	15	626	686	45	6	1	17	6	5	766	472	53	4	2	2	9	0	542	1934
18:00	116	14	0	0	4	1	7	142	163	14	1	0	3	2	2	185	117	6	1	0	0	1	0	125	452
18:15	108	10	0	0	4	1	2	125	153	11	0	0	3	0	2	169	104	11	0	0	0	3	0	118	412
18:30	126	2	0	0	4	1	3	136	152	12	0	0	5	0	0	169	110	8	2	0	1	5	0	126	431
18:45	114	5	1	0	5	0	4	129	152	8	0	0	3	0	0	163	120	7	0	0	0	1	0	128	420
1 Hr	464	31	1	0	17	3	16	532	620	45	1	0	14	2	4	686	451	32	3	0	1	10	0	497	1715
Total	4326	483	90	10	132	33	116	5190	8137	939	148	27	169	77	154	9651	4710	602	110	23	45	45	0	5535	20376

Tracsis plc
Traffic and Data Services

3319-IRE Woodbrook Traffic Surveys
Junction Turning Count
15/05/2018

Site 2 - Dublin Road(NNW) / Dublin Road(SSE) / M11

DESTINATION SUMMARY

	Destination : Arm A Dublin Road(NNW)							Total	**Destination :** Arm B Dublin Road(SSE)							Total	**Destination :** Arm C M11							Total	Dest Totals
	Car	LGV	OGV1	OGV2	PSV	MC	PC		Car	LGV	OGV1	OGV2	PSV	MC	PC		Car	LGV	OGV1	OGV2	PSV	MC	PC		
07:00	45	6	3	0	2	0	9	65	66	10	3	1	3	1	1	85	181	28	2	0	1	1	0	213	363
07:15	46	5	0	0	4	0	13	68	60	18	4	0	5	0	2	89	205	37	4	0	0	3	0	249	406
07:30	65	17	4	0	3	0	12	101	83	17	2	0	2	0	2	106	224	24	1	1	0	2	0	252	459
07:45	89	10	2	1	7	3	14	126	114	22	7	0	4	2	2	151	207	15	1	0	0	0	0	223	500
1 Hr	245	38	9	1	16	3	48	360	323	67	16	1	14	3	7	431	817	104	8	1	1	6	0	937	1728
08:00	96	12	3	0	8	0	11	130	136	19	5	0	5	1	0	166	200	11	4	0	0	6	0	221	517
08:15	128	7	1	0	4	2	13	155	112	12	4	2	1	0	0	131	220	7	6	0	2	2	0	237	523
08:30	133	8	4	1	1	3	5	155	100	18	3	0	3	0	2	126	205	27	1	0	3	1	0	237	518
08:45	73	9	1	0	1	1	3	88	111	12	2	0	5	1	6	137	177	19	0	1	2	2	0	201	426
1 Hr	430	36	9	1	14	6	32	528	459	61	14	2	14	2	8	560	802	64	11	1	7	11	0	896	1984
09:00	67	11	3	1	7	2	4	95	128	12	5	1	3	2	4	155	166	14	4	0	0	1	0	185	435
09:15	71	11	1	0	2	0	1	86	128	20	2	0	3	1	2	156	142	21	3	1	0	2	0	169	411
09:30	79	15	2	0	3	0	2	101	122	20	5	0	4	0	3	154	123	19	2	0	0	0	0	144	399
09:45	67	9	2	1	3	2	2	86	130	23	5	1	3	0	6	168	139	26	4	2	0	2	0	173	427
1 Hr	284	46	8	2	15	4	9	368	508	75	17	2	13	3	15	633	570	80	13	3	0	5	0	671	1672
10:00	70	7	1	0	3	1	4	86	121	17	2	0	3	0	1	144	101	20	5	2	0	2	0	130	360
10:15	71	10	0	1	3	0	1	86	123	21	1	0	4	3	2	154	136	15	2	3	1	1	0	158	398
10:30	80	4	0	0	3	1	2	90	127	13	7	0	2	2	0	151	123	21	8	2	0	1	0	155	396
10:45	72	8	3	0	2	4	1	90	120	12	5	1	4	0	0	142	121	16	4	1	1	3	0	146	378
1 Hr	293	29	4	1	11	6	8	352	491	63	15	1	13	5	3	591	481	72	19	8	2	7	0	589	1532
11:00	85	13	1	0	3	1	3	106	99	9	3	0	4	0	2	117	113	20	0	0	0	0	0	133	356
11:15	69	14	5	0	2	1	5	96	108	13	5	0	3	1	3	133	134	20	6	2	1	1	0	164	393
11:30	62	6	1	0	3	0	2	74	123	19	2	0	2	0	3	149	126	17	7	0	1	0	0	151	374
11:45	75	14	2	0	3	0	1	95	134	18	9	0	4	0	5	170	98	15	3	1	1	0	0	118	383
1 Hr	291	47	9	0	11	2	11	371	464	59	19	0	13	1	13	569	471	72	16	3	3	1	0	566	1506
12:00	70	7	1	1	2	0	4	85	119	16	0	0	2	0	1	138	128	16	6	1	0	0	0	151	374
12:15	61	17	2	0	3	0	1	84	132	18	0	1	5	2	3	161	114	17	2	0	0	3	0	136	381
12:30	84	5	3	0	3	1	0	96	127	15	2	0	3	2	1	150	123	18	2	0	1	0	0	144	390
12:45	70	7	0	0	2	1	0	80	132	14	0	0	2	3	2	153	138	16	5	2	2	1	0	164	397
1 Hr	285	36	6	1	10	2	5	345	510	63	2	1	12	7	7	602	503	67	15	3	3	4	0	595	1542
13:00	70	7	0	0	3	0	4	84	97	12	4	0	2	0	1	116	146	15	5	1	1	0	0	168	368
13:15	64	6	0	0	2	0	1	73	125	21	1	1	4	2	0	154	133	12	3	2	0	0	0	150	377
13:30	82	3	2	0	3	0	3	93	141	15	4	0	3	2	0	165	127	24	1	1	1	0	0	154	412
13:45	73	6	4	0	2	3	5	93	126	9	2	1	1	0	0	139	131	22	2	0	1	2	0	158	390
1 Hr	289	22	6	0	10	3	13	343	489	57	11	2	10	4	1	574	537	73	11	4	3	2	0	630	1547
14:00	79	5	0	0	3	1	0	88	129	10	7	1	3	2	2	154	125	16	4	0	0	3	0	148	390
14:15	72	5	3	1	1	0	2	84	131	15	2	0	3	1	1	153	144	11	2	0	0	1	0	158	395
14:30	75	6	1	0	3	0	1	86	152	17	1	3	4	0	1	178	143	18	8	1	0	0	0	170	434
14:45	84	10	4	0	3	1	2	104	135	14	1	0	2	3	0	155	138	26	7	0	1	1	0	173	432
1 Hr	310	26	8	1	10	2	5	362	547	56	11	4	12	6	4	640	550	71	21	1	1	5	0	649	1651
15:00	69	5	1	1	2	2	4	84	124	11	2	1	4	1	1	144	142	18	6	0	0	1	0	167	395
15:15	87	7	2	0	1	0	1	98	131	13	2	1	7	0	4	158	140	18	2	1	0	0	0	161	417
15:30	95	4	3	0	4	0	1	107	162	13	1	0	2	0	8	186	155	25	5	2	2	0	0	189	482
15:45	79	8	0	0	3	1	0	91	153	20	1	0	3	1	1	179	152	30	5	0	4	0	0	191	461
1 Hr	330	24	6	1	10	3	6	380	570	57	6	2	16	2	14	667	589	91	18	3	6	1	0	708	1755
16:00	69	7	0	0	2	0	2	80	132	18	1	0	3	3	2	159	153	33	2	1	0	2	0	191	430
16:15	64	8	1	0	2	0	0	75	146	7	3	0	6	0	2	164	177	25	4	2	2	0	0	210	449
16:30	75	4	1	0	4	1	1	86	138	17	1	1	3	1	7	168	185	33	2	1	0	3	0	224	478
16:45	61	5	3	0	4	0	5	78	124	12	2	0	1	2	2	143	191	34	3	1	3	0	0	232	453
1 Hr	269	24	5	0	12	1	8	319	540	54	7	1	13	6	13	634	706	125	11	5	5	5	0	857	1810
17:00	74	4	1	0	3	0	1	83	161	16	1	0	3	4	1	186	203	30	1	1	0	2	0	237	506
17:15	64	1	2	0	4	0	2	73	128	19	0	0	3	6	3	159	248	32	1	1	1	3	0	286	518
17:30	67	1	1	0	3	1	1	74	141	11	0	0	6	3	7	168	230	20	2	1	2	1	0	256	498
17:45	65	2	0	0	3	0	1	71	123	5	2	0	5	2	4	141	181	16	1	1	1	0	0	200	412
1 Hr	270	8	4	0	13	1	5	301	553	51	3	0	17	15	15	654	862	98	5	4	4	6	0	979	1934
18:00	69	3	0	0	3	1	2	78	148	10	0	0	4	2	7	171	179	21	2	0	0	1	0	203	452
18:15	66	4	0	0	1	0	2	73	126	12	0	0	4	4	2	148	173	16	0	0	2	0	0	191	412
18:30	56	2	0	0	4	0	0	62	136	8	2	0	6	5	3	160	196	12	0	0	0	1	0	209	431
18:45	64	4	0	0	2	0	0	70	117	5	0	0	5	1	4	132	205	11	1	0	1	0	0	218	420
1 Hr	255	13	0	0	10	1	4	283	527	35	2	0	19	12	16	611	753	60	3	0	3	2	0	821	1715
Total	3551	349	74	8	142	34	154	4312	5981	698	123	16	166	66	116	7166	7641	977	151	36	38	55	0	8898	20376

Tracsis plc
Traffic and Data Services

3319-IRE Woodbrook Traffic Surveys
Junction Turning Count
15/05/2018

Site 3 - Dublin Road(N) / Dublin Road(S) / Woodbrook Downs

Origin : Arm A Dublin Road(N)

	Destination : Arm A Dublin Road(N)								**Destination :** Arm B Dublin Road(S)								**Destination :** Arm C Woodbrook Downs								Arm
	Car	LGV	OGV1	OGV2	PSV	MC	PC	Total	Car	LGV	OGV1	OGV2	PSV	MC	PC	Total	Car	LGV	OGV1	OGV2	PSV	MC	PC	Total	Totals
07:00	0	0	0	0	0	0	0	0	33	4	2	0	1	0	0	40	0	0	0	0	0	0	0	0	40
07:15	0	0	0	0	0	0	0	0	30	7	2	0	2	1	2	44	0	0	0	0	0	0	0	0	44
07:30	0	0	0	0	0	0	0	0	61	10	0	0	2	0	1	74	2	0	0	0	0	0	0	2	76
07:45	0	0	0	0	0	0	0	0	59	13	3	0	3	2	3	83	1	0	0	0	0	0	0	1	84
1 Hr	0	0	0	0	0	0	0	0	183	34	7	0	8	3	6	241	3	0	0	0	0	0	0	3	244
08:00	0	0	0	0	0	0	0	0	64	6	5	0	3	1	0	79	0	0	0	0	0	0	0	0	79
08:15	0	0	0	0	0	0	0	0	111	5	3	0	3	1	1	124	0	0	0	0	0	0	0	0	124
08:30	0	0	0	0	0	0	0	0	88	8	2	0	3	0	6	107	0	0	0	0	0	0	0	0	107
08:45	0	0	0	0	0	0	0	0	88	5	1	0	2	1	8	105	0	0	0	0	0	0	0	0	105
1 Hr	0	0	0	0	0	0	0	0	351	24	11	0	11	3	15	415	0	0	0	0	0	0	0	0	415
09:00	0	0	0	0	0	0	0	0	83	4	2	0	2	1	1	93	0	0	0	0	0	0	0	0	93
09:15	0	0	0	0	0	0	0	0	71	12	2	0	3	0	4	92	0	0	0	0	0	0	0	0	92
09:30	0	0	0	0	0	0	0	0	70	5	4	1	5	0	4	89	1	0	0	0	0	0	0	1	90
09:45	0	0	0	0	0	0	0	0	75	10	1	0	1	0	5	92	0	0	0	0	0	0	0	0	92
1 Hr	0	0	0	0	0	0	0	0	299	31	9	1	11	1	14	366	1	0	0	0	0	0	0	1	367
10:00	0	0	0	0	0	0	0	0	80	3	1	0	2	0	1	87	1	0	1	0	0	0	0	2	89
10:15	0	0	0	0	0	0	0	0	52	5	1	1	5	1	1	66	0	0	0	0	0	0	0	0	66
10:30	0	0	0	0	0	0	0	0	60	8	2	0	2	0	2	74	0	0	0	0	0	0	0	0	74
10:45	0	0	0	0	0	0	0	0	72	10	3	1	2	0	1	89	0	0	0	0	0	0	0	0	89
1 Hr	0	0	0	0	0	0	0	0	264	26	7	2	11	1	5	316	1	0	1	0	0	0	0	2	318
11:00	0	0	0	0	0	0	0	0	68	8	0	0	4	1	1	82	1	0	0	0	0	0	0	1	83
11:15	0	0	0	0	0	0	0	0	54	9	1	0	1	1	2	68	0	0	0	0	0	0	0	0	68
11:30	2	0	0	0	0	0	0	2	88	12	2	0	1	0	4	107	0	0	0	0	0	0	0	0	109
11:45	0	0	0	0	0	0	0	0	75	7	5	0	3	0	4	94	2	0	0	0	0	0	0	2	96
1 Hr	2	0	0	0	0	0	0	2	285	36	8	0	9	2	11	351	3	0	0	0	0	0	0	3	356
12:00	0	0	0	0	0	0	0	0	77	8	1	0	0	1	1	88	2	0	0	0	0	0	0	2	90
12:15	0	0	0	0	0	0	0	0	75	9	2	0	4	1	4	95	0	0	0	0	0	0	0	0	95
12:30	0	0	0	0	0	0	0	0	79	6	1	0	3	2	2	93	1	0	0	0	0	0	0	1	94
12:45	0	0	0	0	0	0	0	0	76	5	3	1	2	1	2	90	1	0	0	0	0	0	0	1	91
1 Hr	0	0	0	0	0	0	0	0	307	28	7	1	9	5	9	366	4	0	0	0	0	0	0	4	370
13:00	0	0	0	0	0	0	0	0	77	3	2	1	1	0	1	85	0	0	0	0	0	0	0	0	85
13:15	0	0	0	0	0	0	0	0	68	4	0	0	2	1	0	75	3	1	0	0	0	0	0	4	79
13:30	0	0	0	0	0	0	0	0	72	8	0	1	3	0	0	84	0	0	0	0	0	0	0	0	84
13:45	0	0	0	0	0	0	0	0	86	5	1	0	0	0	0	92	0	0	0	0	0	0	0	0	92
1 Hr	0	0	0	0	0	0	0	0	303	20	3	2	6	1	1	336	3	1	0	0	0	0	0	4	340
14:00	0	0	0	0	0	0	0	0	87	8	2	1	3	0	2	103	0	0	0	0	0	0	0	0	103
14:15	0	0	0	0	0	0	0	0	85	8	1	0	3	0	0	97	0	0	0	0	0	0	0	0	97
14:30	0	0	0	0	0	0	0	0	88	12	2	1	4	0	1	108	1	0	0	0	0	0	0	1	109
14:45	0	0	0	0	0	0	0	0	94	8	4	0	0	1	0	107	2	0	0	0	0	0	0	2	109
1 Hr	0	0	0	0	0	0	0	0	354	36	9	2	10	1	3	415	3	0	0	0	0	0	0	3	418
15:00	0	0	0	0	0	0	0	0	77	4	3	0	3	0	0	87	1	0	0	0	0	0	0	1	88
15:15	0	0	0	0	0	0	0	0	97	7	1	0	6	0	1	112	0	0	0	0	0	0	0	0	112
15:30	0	0	0	0	0	0	0	0	79	11	1	0	1	0	0	92	2	0	0	0	0	0	0	2	94
15:45	0	0	0	0	0	0	0	0	78	23	4	0	4	0	0	109	0	0	0	0	0	0	0	0	109
1 Hr	0	0	0	0	0	0	0	0	331	45	9	0	14	0	1	400	3	0	0	0	0	0	0	3	403
16:00	0	0	0	0	0	0	0	0	76	19	2	0	1	0	0	98	0	0	0	0	0	0	0	0	98
16:15	0	0	0	0	0	0	0	0	115	14	4	0	5	0	2	140	0	0	0	0	0	0	0	0	140
16:30	0	0	0	0	0	0	0	0	119	24	0	0	3	0	5	151	2	0	0	0	0	0	0	2	153
16:45	0	0	0	0	0	0	0	0	112	18	2	0	1	2	8	143	0	0	0	0	0	0	0	0	143
1 Hr	0	0	0	0	0	0	0	0	422	75	8	0	10	2	15	532	2	0	0	0	0	0	0	2	534
17:00	0	0	0	0	0	0	0	0	126	19	0	0	4	1	3	153	1	0	0	0	0	0	0	1	154
17:15	0	0	0	0	0	0	0	0	133	20	1	1	1	4	6	166	0	0	0	0	0	0	0	0	166
17:30	0	0	0	0	0	0	0	0	121	9	1	0	6	0	5	142	0	0	0	0	0	0	0	0	142
17:45	0	0	0	0	0	0	0	0	109	8	0	0	5	0	2	124	2	0	0	0	0	0	0	2	126
1 Hr	0	0	0	0	0	0	0	0	489	56	2	1	16	5	16	585	3	0	0	0	0	0	0	3	588
18:00	0	0	0	0	0	0	0	0	119	11	0	0	3	0	4	137	0	0	0	0	0	0	0	0	137
18:15	0	0	0	0	0	0	0	0	119	9	0	0	5	1	7	141	0	0	0	0	0	0	0	0	141
18:30	0	0	0	0	0	0	0	0	103	2	0	0	2	1	2	110	1	0	0	0	0	0	0	1	111
18:45	0	0	0	0	0	0	0	0	115	9	1	0	5	0	6	136	1	0	0	0	0	0	0	1	137
1 Hr	0	0	0	0	0	0	0	0	456	31	1	0	15	2	19	524	2	0	0	0	0	0	0	2	526
Total	2	0	0	0	0	0	0	2	4044	442	81	9	130	26	115	4847	28	1	1	0	0	0	0	30	4879

Tracsis plc
Traffic and Data Services

3319-IRE Woodbrook Traffic Surveys
Junction Turning Count
15/05/2018

Site 3 - Dublin Road(N) / Dublin Road(S) / Woodbrook Downs

Origin : Arm B Dublin Road(S)

	Destination : Arm A Dublin Road(N)								**Destination :** Arm B Dublin Road(S)								**Destination :** Arm C Woodbrook Downs								Arm
	Car	LGV	OGV1	OGV2	PSV	MC	PC	Total	Car	LGV	OGV1	OGV2	PSV	MC	PC	Total	Car	LGV	OGV1	OGV2	PSV	MC	PC	Total	Totals
07:00	39	6	2	0	2	0	9	58	0	0	0	0	0	0	0	0	0	0	0	0	0	0	0	0	58
07:15	44	5	1	0	4	0	14	68	0	0	0	0	0	0	0	0	0	0	0	0	0	0	0	0	68
07:30	59	16	3	0	2	0	11	91	0	0	0	0	0	0	0	0	0	1	0	0	0	0	0	1	92
07:45	75	11	3	1	6	3	16	115	0	0	0	0	0	0	0	0	0	1	0	0	0	0	0	1	116
1 Hr	217	38	9	1	14	3	50	332	0	0	0	0	0	0	0	0	0	2	0	0	0	0	0	2	334
08:00	74	10	2	0	8	0	12	106	0	0	0	0	0	0	0	0	2	0	1	0	0	0	0	3	109
08:15	102	8	0	0	5	1	12	128	1	0	0	0	0	0	0	1	1	0	0	0	0	0	0	1	130
08:30	101	8	4	0	2	4	2	121	0	0	0	0	0	0	0	0	0	0	0	0	0	0	0	0	121
08:45	62	7	2	0	1	1	2	75	0	0	0	0	0	0	0	0	0	0	0	0	0	0	0	0	75
1 Hr	339	33	8	0	16	6	28	430	1	0	0	0	0	0	0	1	3	0	1	0	0	0	0	4	435
09:00	57	8	4	1	7	2	5	84	0	0	0	0	0	0	0	0	2	2	0	0	0	0	0	4	88
09:15	60	12	1	0	2	0	1	76	0	0	0	0	0	0	0	0	0	0	0	0	0	0	0	0	76
09:30	67	13	1	0	3	0	2	86	0	0	0	0	0	0	0	0	0	0	0	0	0	0	0	0	86
09:45	69	9	3	1	3	1	3	89	0	0	0	0	0	0	0	0	0	0	0	0	0	0	0	0	89
1 Hr	253	42	9	2	15	3	11	335	0	0	0	0	0	0	0	0	2	2	0	0	0	0	0	4	339
10:00	61	5	1	0	3	2	4	76	0	0	0	0	0	0	0	0	0	1	0	0	0	0	0	1	77
10:15	63	11	0	1	3	0	1	79	0	0	0	0	0	0	0	0	0	0	0	0	0	0	0	0	79
10:30	72	3	0	0	3	1	2	81	0	0	0	0	0	0	0	0	1	0	0	0	0	0	0	1	82
10:45	63	10	2	0	2	4	1	82	0	0	0	0	0	0	0	0	1	0	1	0	0	0	0	2	84
1 Hr	259	29	3	1	11	7	8	318	0	0	0	0	0	0	0	0	2	1	1	0	0	0	0	4	322
11:00	68	16	1	0	3	2	3	93	0	0	0	0	0	0	0	0	1	0	0	0	0	0	0	1	94
11:15	62	14	3	0	1	1	5	86	0	0	0	0	0	0	0	0	2	0	0	0	0	0	0	2	88
11:30	54	6	0	0	4	0	2	66	1	0	0	0	0	0	0	1	2	0	0	0	0	0	0	2	69
11:45	67	18	1	0	2	0	1	89	0	0	0	0	0	0	0	0	0	0	0	0	0	0	0	0	89
1 Hr	251	54	5	0	10	3	11	334	1	0	0	0	0	0	0	1	5	0	0	0	0	0	0	5	340
12:00	66	7	1	1	3	0	4	82	0	0	0	0	0	0	0	0	0	0	0	0	0	0	0	0	82
12:15	58	13	2	0	3	0	1	77	0	0	0	0	0	0	0	0	2	0	0	0	0	0	0	2	79
12:30	78	7	2	0	3	1	0	91	1	0	0	0	0	0	0	1	0	0	0	0	0	0	0	0	92
12:45	70	6	1	0	2	1	0	80	0	0	0	0	0	0	0	0	1	0	0	0	0	0	0	1	81
1 Hr	272	33	6	1	11	2	5	330	1	0	0	0	0	0	0	1	3	0	0	0	0	0	0	3	334
13:00	67	4	0	0	3	0	3	77	0	0	0	0	0	0	0	0	1	0	0	0	0	0	0	1	78
13:15	59	6	0	0	2	0	0	67	0	0	0	0	0	0	0	0	0	0	0	0	0	0	0	0	67
13:30	72	3	1	0	3	0	4	83	0	0	0	0	0	0	0	0	2	0	0	0	0	0	0	2	85
13:45	64	7	2	0	2	3	4	82	0	0	0	0	0	0	0	0	0	0	1	0	0	0	0	1	83
1 Hr	262	20	3	0	10	3	11	309	0	0	0	0	0	0	0	0	3	0	1	0	0	0	0	4	313
14:00	78	5	2	0	3	1	0	89	0	0	0	0	0	0	0	0	0	0	0	0	0	0	0	0	89
14:15	68	6	3	1	1	0	3	82	0	0	0	0	0	0	0	0	1	0	0	0	0	0	0	1	83
14:30	67	6	1	0	3	0	1	78	0	0	0	0	0	0	0	0	1	0	0	0	0	0	0	1	79
14:45	76	11	4	0	2	1	2	96	0	0	0	0	0	0	0	0	0	0	0	0	0	0	0	0	96
1 Hr	289	28	10	1	9	2	6	345	0	0	0	0	0	0	0	0	2	0	0	0	0	0	0	2	347
15:00	62	6	1	1	3	2	4	79	0	0	0	0	0	0	0	0	0	0	0	0	0	0	0	0	79
15:15	73	7	2	0	1	0	1	84	1	0	0	0	0	0	0	1	0	0	0	0	0	0	0	0	85
15:30	91	4	3	0	4	0	3	105	3	0	0	0	0	0	0	3	2	0	0	0	0	0	0	2	110
15:45	82	7	0	0	3	0	0	92	0	0	0	0	0	0	0	0	1	1	0	0	0	0	0	2	94
1 Hr	308	24	6	1	11	2	8	360	4	0	0	0	0	0	0	4	3	1	0	0	0	0	0	4	368
16:00	69	5	1	0	2	0	0	77	0	0	0	0	0	0	0	0	1	0	0	0	0	0	0	1	78
16:15	59	6	1	0	2	0	1	69	0	0	0	0	0	0	0	0	0	0	0	0	0	0	0	0	69
16:30	80	4	1	0	3	0	0	88	0	0	0	0	0	0	0	0	2	0	0	0	0	0	0	2	90
16:45	52	4	3	0	4	1	5	69	0	0	0	0	0	0	0	0	1	0	0	0	0	0	0	1	70
1 Hr	260	19	6	0	11	1	6	303	0	0	0	0	0	0	0	0	4	0	0	0	0	0	0	4	307
17:00	72	5	1	0	3	0	3	84	1	0	0	0	0	0	0	1	1	0	0	0	0	0	0	1	86
17:15	72	2	2	0	3	0	2	81	0	0	0	0	0	0	0	0	1	0	0	0	0	0	0	1	82
17:30	63	0	1	0	4	0	2	70	0	0	0	0	0	0	0	0	1	0	0	0	0	0	0	1	71
17:45	63	3	0	0	3	0	1	70	0	0	0	0	0	0	0	0	0	0	0	0	0	0	0	0	70
1 Hr	270	10	4	0	13	0	8	305	1	0	0	0	0	0	0	1	3	0	0	0	0	0	0	3	309
18:00	66	4	0	0	3	0	2	75	0	0	0	0	0	0	0	0	0	0	0	0	0	0	0	0	75
18:15	60	5	0	0	1	0	5	71	0	0	0	0	0	0	0	0	0	0	0	0	0	0	0	0	71
18:30	50	1	0	0	4	0	0	55	0	0	0	0	0	0	0	0	1	0	0	0	0	0	0	1	56
18:45	61	5	0	0	2	0	0	68	0	0	0	0	0	0	0	0	1	0	0	0	0	0	0	1	69
1 Hr	237	15	0	0	10	0	7	269	0	0	0	0	0	0	0	0	2	0	0	0	0	0	0	2	271
Total	3217	345	69	7	141	32	159	3970	8	0	0	0	0	0	0	8	32	6	3	0	0	0	0	41	4019

Tracsis plc
Traffic and Data Services

3319-IRE Woodbrook Traffic Surveys
Junction Turning Count
15/05/2018

Site 3 - Dublin Road(N) / Dublin Road(S) / Woodbrook Downs

Origin : Arm C Woodbrook Downs

	Destination : Arm A Dublin Road(N)								**Destination :** Arm B Dublin Road(S)								**Destination :** Arm C Woodbrook Downs								
	Car	LGV	OGV1	OGV2	PSV	MC	PC	Total	Car	LGV	OGV1	OGV2	PSV	MC	PC	Total	Car	LGV	OGV1	OGV2	PSV	MC	PC	Total	Arm Totals
07:00	0	0	0	0	0	0	0	0	0	0	0	0	0	0	0	0	0	0	0	0	0	0	0	0	0
07:15	1	0	0	0	0	0	0	1	0	0	0	0	0	0	0	0	0	0	0	0	0	0	0	0	1
07:30	2	0	0	0	0	0	0	2	1	0	0	0	0	0	0	1	0	0	0	0	0	0	0	0	3
07:45	1	1	0	0	0	0	0	2	1	0	0	0	0	0	0	1	0	0	0	0	0	0	0	0	3
1 Hr	4	1	0	0	0	0	0	5	2	0	0	0	0	0	0	2	0	0	0	0	0	0	0	0	7
08:00	2	0	0	0	0	0	0	2	0	0	0	0	0	0	0	0	0	0	0	0	0	0	0	0	2
08:15	0	0	0	0	0	0	0	0	0	0	0	0	0	0	0	0	0	0	0	0	0	0	0	0	0
08:30	1	0	0	0	0	0	0	1	0	0	0	0	0	0	0	0	0	0	0	0	0	0	0	0	1
08:45	2	0	0	0	0	0	0	2	1	0	0	0	0	0	0	1	0	0	0	0	0	0	0	0	3
1 Hr	5	0	0	0	0	0	0	5	1	0	0	0	0	0	0	1	0	0	0	0	0	0	0	0	6
09:00	0	0	0	0	0	0	0	0	0	0	0	0	0	0	0	0	0	0	0	0	0	0	0	0	0
09:15	0	1	0	0	0	0	0	1	1	0	0	0	0	0	0	1	0	0	0	0	0	0	0	0	2
09:30	0	0	0	0	0	0	0	0	0	0	0	0	0	0	0	0	0	0	0	0	0	0	0	0	0
09:45	0	0	0	0	0	0	0	0	0	0	0	0	0	0	0	0	0	0	0	0	0	0	0	0	0
1 Hr	0	1	0	0	0	0	0	1	1	0	0	0	0	0	0	1	0	0	0	0	0	0	0	0	2
10:00	1	0	0	0	0	0	0	1	1	1	0	0	0	0	0	2	0	0	0	0	0	0	0	0	3
10:15	0	0	0	0	0	0	0	0	0	0	0	0	0	0	0	0	0	0	0	0	0	0	0	0	0
10:30	0	0	0	0	0	0	0	0	1	0	1	0	0	0	0	2	0	0	0	0	0	0	0	0	2
10:45	3	0	0	0	0	0	0	3	1	0	0	0	0	0	0	1	0	0	0	0	0	0	0	0	4
1 Hr	4	0	0	0	0	0	0	4	3	1	1	0	0	0	0	5	0	0	0	0	0	0	0	0	9
11:00	0	0	0	0	0	0	0	0	0	0	0	0	0	0	0	0	0	0	0	0	0	0	0	0	0
11:15	2	0	0	0	0	0	0	2	2	0	1	0	0	0	0	3	0	0	0	0	0	0	0	0	5
11:30	0	0	0	0	0	0	0	0	0	0	0	0	0	0	0	0	0	0	0	0	0	0	0	0	0
11:45	2	0	0	0	0	0	0	2	2	0	0	0	0	0	0	2	0	0	0	0	0	0	0	0	4
1 Hr	4	0	0	0	0	0	0	4	4	0	1	0	0	0	0	5	0	0	0	0	0	0	0	0	9
12:00	2	0	0	0	0	0	0	2	0	0	0	0	0	0	0	0	0	0	0	0	0	0	0	0	2
12:15	2	0	0	0	0	0	0	2	1	0	0	0	0	0	0	1	0	0	0	0	0	0	0	0	3
12:30	0	0	0	0	0	0	0	0	1	0	0	0	0	0	0	1	0	0	0	0	0	0	0	0	1
12:45	0	0	0	0	0	0	0	0	0	0	0	0	0	0	0	0	0	0	0	0	0	0	0	0	0
1 Hr	4	0	0	0	0	0	0	4	2	0	0	0	0	0	0	2	0	0	0	0	0	0	0	0	6
13:00	0	0	0	0	0	0	0	0	0	0	0	0	0	0	0	0	0	0	0	0	0	0	0	0	0
13:15	1	1	0	0	0	0	0	2	0	0	0	0	0	0	0	0	0	0	0	0	0	0	0	0	2
13:30	2	0	0	0	0	0	0	2	2	0	0	0	0	0	0	2	0	0	0	0	0	0	0	0	4
13:45	0	0	0	0	0	0	0	0	0	0	0	0	0	0	0	0	0	0	0	0	0	0	0	0	0
1 Hr	3	1	0	0	0	0	0	4	2	0	0	0	0	0	0	2	0	0	0	0	0	0	0	0	6
14:00	2	0	0	0	0	0	0	2	0	0	0	0	0	0	0	0	0	0	0	0	0	0	0	0	2
14:15	2	0	0	0	0	0	0	2	0	0	1	0	0	0	0	1	0	0	0	0	0	0	0	0	3
14:30	1	0	0	0	0	0	0	1	1	0	0	0	0	0	0	1	0	0	0	0	0	0	0	0	2
14:45	0	0	0	0	0	0	0	0	0	0	0	0	0	0	0	0	0	0	0	0	0	0	0	0	0
1 Hr	5	0	0	0	0	0	0	5	1	0	1	0	0	0	0	2	0	0	0	0	0	0	0	0	7
15:00	0	0	0	0	0	0	0	0	2	0	1	0	0	0	0	3	0	0	0	0	0	0	0	0	3
15:15	1	0	0	0	0	0	0	1	0	0	0	0	0	0	0	0	0	0	0	0	0	0	0	0	1
15:30	1	0	0	0	0	0	0	1	2	0	0	0	0	0	0	2	0	0	0	0	0	0	0	0	3
15:45	1	0	0	0	0	0	0	1	1	0	0	0	0	0	0	1	0	0	0	0	0	0	0	0	2
1 Hr	3	0	0	0	0	0	0	3	5	0	1	0	0	0	0	6	0	0	0	0	0	0	0	0	9
16:00	0	0	0	0	0	0	0	0	1	2	1	0	0	0	0	4	0	0	0	0	0	0	0	0	4
16:15	0	0	0	0	0	0	0	0	1	0	0	0	0	0	0	1	0	0	0	0	0	0	0	0	1
16:30	1	0	0	0	0	0	0	1	0	1	0	0	0	0	0	1	0	0	0	0	0	0	0	0	2
16:45	1	0	0	0	0	0	0	1	1	0	0	0	0	0	0	1	0	0	0	0	0	0	0	0	2
1 Hr	2	0	0	0	0	0	0	2	3	3	1	0	0	0	0	7	0	0	0	0	0	0	0	0	9
17:00	1	0	0	0	0	0	0	1	0	0	0	0	0	0	0	0	0	0	0	0	0	0	0	0	1
17:15	0	0	0	0	0	0	0	0	2	0	0	0	0	0	0	2	0	0	0	0	0	0	0	0	2
17:30	0	0	0	0	0	0	0	0	0	0	0	0	0	0	0	0	0	0	0	0	0	0	0	0	0
17:45	0	0	0	0	0	0	0	0	1	0	0	0	0	0	0	1	0	0	0	0	0	0	0	0	1
1 Hr	1	0	0	0	0	0	0	1	3	0	0	0	0	0	0	3	0	0	0	0	0	0	0	0	4
18:00	0	0	0	0	0	0	0	0	0	0	0	0	0	0	0	0	0	0	0	0	0	0	0	0	0
18:15	1	0	0	0	0	0	0	1	0	0	0	0	0	0	0	0	0	0	0	0	0	0	0	0	1
18:30	0	0	0	0	0	0	0	0	0	0	0	0	0	0	0	0	0	0	0	0	0	0	0	0	0
18:45	0	0	0	0	0	0	0	0	2	0	0	0	0	0	0	2	0	0	0	0	0	0	0	0	2
1 Hr	1	0	0	0	0	0	0	1	2	0	0	0	0	0	0	2	0	0	0	0	0	0	0	0	3
Total	36	3	0	0	0	0	0	39	29	4	5	0	0	0	0	38	0	0	0	0	0	0	0	0	77

Tracsis plc
Traffic and Data Services

3319-IRE Woodbrook Traffic Surveys
Junction Turning Count
15/05/2018

Site 3 - Dublin Road(N) / Dublin Road(S) / Woodbrook Downs

ORIGIN SUMMARY

	Origin : Arm A Dublin Road(N)								**Origin :** Arm B Dublin Road(S)								**Origin :** Arm C Woodbrook Downs								Origin
	Car	LGV	OGV1	OGV2	PSV	MC	PC	Total	Car	LGV	OGV1	OGV2	PSV	MC	PC	Total	Car	LGV	OGV1	OGV2	PSV	MC	PC	Total	Totals
07:00	33	4	2	0	1	0	0	40	39	6	2	0	2	0	9	58	0	0	0	0	0	0	0	0	98
07:15	30	7	2	0	2	1	2	44	44	5	1	0	4	0	14	68	1	0	0	0	0	0	0	1	113
07:30	63	10	0	0	2	0	1	76	59	17	3	0	2	0	11	92	3	0	0	0	0	0	0	3	171
07:45	60	13	3	0	3	2	3	84	75	12	3	1	6	3	16	116	2	1	0	0	0	0	0	3	203
1 Hr	186	34	7	0	8	3	6	244	217	40	9	1	14	3	50	334	6	1	0	0	0	0	0	7	585
08:00	64	6	5	0	3	1	0	79	76	10	3	0	8	0	12	109	2	0	0	0	0	0	0	2	190
08:15	111	5	3	0	3	1	1	124	104	8	0	0	5	1	12	130	0	0	0	0	0	0	0	0	254
08:30	88	8	2	0	3	0	6	107	101	8	4	0	2	4	2	121	1	0	0	0	0	0	0	1	229
08:45	88	5	1	0	2	1	8	105	62	7	2	0	1	1	2	75	3	0	0	0	0	0	0	3	183
1 Hr	351	24	11	0	11	3	15	415	343	33	9	0	16	6	28	435	6	0	0	0	0	0	0	6	856
09:00	83	4	2	0	2	1	1	93	59	10	4	1	7	2	5	88	0	0	0	0	0	0	0	0	181
09:15	71	12	2	0	3	0	4	92	60	12	1	0	2	0	1	76	1	1	0	0	0	0	0	2	170
09:30	71	5	4	1	5	0	4	90	67	13	1	0	3	0	2	86	0	0	0	0	0	0	0	0	176
09:45	75	10	1	0	1	0	5	92	69	9	3	1	3	1	3	89	0	0	0	0	0	0	0	0	181
1 Hr	300	31	9	1	11	1	14	367	255	44	9	2	15	3	11	339	1	1	0	0	0	0	0	2	708
10:00	81	3	2	0	2	0	1	89	61	6	1	0	3	2	4	77	2	1	0	0	0	0	0	3	169
10:15	52	5	1	1	5	1	1	66	63	11	0	1	3	0	1	79	0	0	0	0	0	0	0	0	145
10:30	60	8	2	0	2	0	2	74	73	3	0	0	3	1	2	82	1	0	1	0	0	0	0	2	158
10:45	72	10	3	1	2	0	1	89	64	10	3	0	2	4	1	84	4	0	0	0	0	0	0	4	177
1 Hr	265	26	8	2	11	1	5	318	261	30	4	1	11	7	8	322	7	1	1	0	0	0	0	9	649
11:00	69	8	0	0	4	1	1	83	69	16	1	0	3	2	3	94	0	0	0	0	0	0	0	0	177
11:15	54	9	1	0	1	1	2	68	64	14	3	0	1	1	5	88	4	0	1	0	0	0	0	5	161
11:30	90	12	2	0	1	0	4	109	57	6	0	0	4	0	2	69	0	0	0	0	0	0	0	0	178
11:45	77	7	5	0	3	0	4	96	67	18	1	0	2	0	1	89	4	0	0	0	0	0	0	4	189
1 Hr	290	36	8	0	9	2	11	356	257	54	5	0	10	3	11	340	8	0	1	0	0	0	0	9	705
12:00	79	8	1	0	0	1	1	90	66	7	1	1	3	0	4	82	2	0	0	0	0	0	0	2	174
12:15	75	9	2	0	4	1	4	95	60	13	2	0	3	0	1	79	3	0	0	0	0	0	0	3	177
12:30	80	6	1	0	3	2	2	94	79	7	2	0	3	1	0	92	1	0	0	0	0	0	0	1	187
12:45	77	5	3	1	2	1	2	91	71	6	1	0	2	1	0	81	0	0	0	0	0	0	0	0	172
1 Hr	311	28	7	1	9	5	9	370	276	33	6	1	11	2	5	334	6	0	0	0	0	0	0	6	710
13:00	77	3	2	1	1	0	1	85	68	4	0	0	3	0	3	78	0	0	0	0	0	0	0	0	163
13:15	71	5	0	0	2	1	0	79	59	6	0	0	2	0	0	67	1	1	0	0	0	0	0	2	148
13:30	72	8	0	1	3	0	0	84	74	3	1	0	3	0	4	85	4	0	0	0	0	0	0	4	173
13:45	86	5	1	0	0	0	0	92	64	7	3	0	2	3	4	83	0	0	0	0	0	0	0	0	175
1 Hr	306	21	3	2	6	1	1	340	265	20	4	0	10	3	11	313	5	1	0	0	0	0	0	6	659
14:00	87	8	2	1	3	0	2	103	78	5	2	0	3	1	0	89	2	0	0	0	0	0	0	2	194
14:15	85	8	1	0	3	0	0	97	69	6	3	1	1	0	3	83	2	0	1	0	0	0	0	3	183
14:30	89	12	2	1	4	0	1	109	68	6	1	0	3	0	1	79	2	0	0	0	0	0	0	2	190
14:45	96	8	4	0	0	1	0	109	76	11	4	0	2	1	2	96	0	0	0	0	0	0	0	0	205
1 Hr	357	36	9	2	10	1	3	418	291	28	10	1	9	2	6	347	6	0	1	0	0	0	0	7	772
15:00	78	4	3	0	3	0	0	88	62	6	1	1	3	2	4	79	2	0	1	0	0	0	0	3	170
15:15	97	7	1	0	6	0	1	112	74	7	2	0	1	0	1	85	1	0	0	0	0	0	0	1	198
15:30	81	11	1	0	1	0	0	94	96	4	3	0	4	0	3	110	3	0	0	0	0	0	0	3	207
15:45	78	23	4	0	4	0	0	109	83	8	0	0	3	0	0	94	2	0	0	0	0	0	0	2	205
1 Hr	334	45	9	0	14	0	1	403	315	25	6	1	11	2	8	368	8	0	1	0	0	0	0	9	780
16:00	76	19	2	0	1	0	0	98	70	5	1	0	2	0	0	78	1	2	1	0	0	0	0	4	180
16:15	115	14	4	0	5	0	2	140	59	6	1	0	2	0	1	69	1	0	0	0	0	0	0	1	210
16:30	121	24	0	0	3	0	5	153	82	4	1	0	3	0	0	90	1	1	0	0	0	0	0	2	245
16:45	112	18	2	0	1	2	8	143	53	4	3	0	4	1	5	70	2	0	0	0	0	0	0	2	215
1 Hr	424	75	8	0	10	2	15	534	264	19	6	0	11	1	6	307	5	3	1	0	0	0	0	9	850
17:00	127	19	0	0	4	1	3	154	74	5	1	0	3	0	3	86	1	0	0	0	0	0	0	1	241
17:15	133	20	1	1	1	4	6	166	73	2	2	0	3	0	2	82	2	0	0	0	0	0	0	2	250
17:30	121	9	1	0	6	0	5	142	64	0	1	0	4	0	2	71	0	0	0	0	0	0	0	0	213
17:45	111	8	0	0	5	0	2	126	63	3	0	0	3	0	1	70	1	0	0	0	0	0	0	1	197
1 Hr	492	56	2	1	16	5	16	588	274	10	4	0	13	0	8	309	4	0	0	0	0	0	0	4	901
18:00	119	11	0	0	3	0	4	137	66	4	0	0	3	0	2	75	0	0	0	0	0	0	0	0	212
18:15	119	9	0	0	5	1	7	141	60	5	0	0	1	0	5	71	1	0	0	0	0	0	0	1	213
18:30	104	2	0	0	2	1	2	111	51	1	0	0	4	0	0	56	0	0	0	0	0	0	0	0	167
18:45	116	9	1	0	5	0	6	137	62	5	0	0	2	0	0	69	2	0	0	0	0	0	0	2	208
1 Hr	458	31	1	0	15	2	19	526	239	15	0	0	10	0	7	271	3	0	0	0	0	0	0	3	800
Total	4074	443	82	9	130	26	115	4879	3257	351	72	7	141	32	159	4019	65	7	5	0	0	0	0	77	8975

Tracsis plc
Traffic and Data Services

3319-IRE Woodbrook Traffic Surveys
Junction Turning Count
15/05/2018

Site 3 - Dublin Road(N) / Dublin Road(S) / Woodbrook Downs

DESTINATION SUMMARY

	Destination : Arm A Dublin Road(N)								**Destination :** Arm B Dublin Road(S)								**Destination :** Arm C Woodbrook Downs								Dest
	Car	LGV	OGV1	OGV2	PSV	MC	PC	Total	Car	LGV	OGV1	OGV2	PSV	MC	PC	Total	Car	LGV	OGV1	OGV2	PSV	MC	PC	Total	Totals
07:00	39	6	2	0	2	0	9	58	33	4	2	0	1	0	0	40	0	0	0	0	0	0	0	0	98
07:15	45	5	1	0	4	0	14	69	30	7	2	0	2	1	2	44	0	0	0	0	0	0	0	0	113
07:30	61	16	3	0	2	0	11	93	62	10	0	0	2	0	1	75	2	1	0	0	0	0	0	3	171
07:45	76	12	3	1	6	3	16	117	60	13	3	0	3	2	3	84	1	1	0	0	0	0	0	2	203
1 Hr	221	39	9	1	14	3	50	337	185	34	7	0	8	3	6	243	3	2	0	0	0	0	0	5	585
08:00	76	10	2	0	8	0	12	108	64	6	5	0	3	1	0	79	2	0	1	0	0	0	0	3	190
08:15	102	8	0	0	5	1	12	128	112	5	3	0	3	1	1	125	1	0	0	0	0	0	0	1	254
08:30	102	8	4	0	2	4	2	122	88	8	2	0	3	0	6	107	0	0	0	0	0	0	0	0	229
08:45	64	7	2	0	1	1	2	77	89	5	1	0	2	1	8	106	0	0	0	0	0	0	0	0	183
1 Hr	344	33	8	0	16	6	28	435	353	24	11	0	11	3	15	417	3	0	1	0	0	0	0	4	856
09:00	57	8	4	1	7	2	5	84	83	4	2	0	2	1	1	93	2	2	0	0	0	0	0	4	181
09:15	60	13	1	0	2	0	1	77	72	12	2	0	3	0	4	93	0	0	0	0	0	0	0	0	170
09:30	67	13	1	0	3	0	2	86	70	5	4	1	5	0	4	89	1	0	0	0	0	0	0	1	176
09:45	69	9	3	1	3	1	3	89	75	10	1	0	1	0	5	92	0	0	0	0	0	0	0	0	181
1 Hr	253	43	9	2	15	3	11	336	300	31	9	1	11	1	14	367	3	2	0	0	0	0	0	5	708
10:00	62	5	1	0	3	2	4	77	81	4	1	0	2	0	1	89	1	1	1	0	0	0	0	3	169
10:15	63	11	0	1	3	0	1	79	52	5	1	1	5	1	1	66	0	0	0	0	0	0	0	0	145
10:30	72	3	0	0	3	1	2	81	61	8	3	0	2	0	2	76	1	0	0	0	0	0	0	1	158
10:45	66	10	2	0	2	4	1	85	73	10	3	1	2	0	1	90	1	0	1	0	0	0	0	2	177
1 Hr	263	29	3	1	11	7	8	322	267	27	8	2	11	1	5	321	3	1	2	0	0	0	0	6	649
11:00	68	16	1	0	3	2	3	93	68	8	0	0	4	1	1	82	2	0	0	0	0	0	0	2	177
11:15	64	14	3	0	1	1	5	88	56	9	2	0	1	1	2	71	2	0	0	0	0	0	0	2	161
11:30	56	6	0	0	4	0	2	68	89	12	2	0	1	0	4	108	2	0	0	0	0	0	0	2	178
11:45	69	18	1	0	2	0	1	91	77	7	5	0	3	0	4	96	2	0	0	0	0	0	0	2	189
1 Hr	257	54	5	0	10	3	11	340	290	36	9	0	9	2	11	357	8	0	0	0	0	0	0	8	705
12:00	68	7	1	1	3	0	4	84	77	8	1	0	0	1	1	88	2	0	0	0	0	0	0	2	174
12:15	60	13	2	0	3	0	1	79	76	9	2	0	4	1	4	96	2	0	0	0	0	0	0	2	177
12:30	78	7	2	0	3	1	0	91	81	6	1	0	3	2	2	95	1	0	0	0	0	0	0	1	187
12:45	70	6	1	0	2	1	0	80	76	5	3	1	2	1	2	90	2	0	0	0	0	0	0	2	172
1 Hr	276	33	6	1	11	2	5	334	310	28	7	1	9	5	9	369	7	0	0	0	0	0	0	7	710
13:00	67	4	0	0	3	0	3	77	77	3	2	1	1	0	1	85	1	0	0	0	0	0	0	1	163
13:15	60	7	0	0	2	0	0	69	68	4	0	0	2	1	0	75	3	1	0	0	0	0	0	4	148
13:30	74	3	1	0	3	0	4	85	74	8	0	1	3	0	0	86	2	0	0	0	0	0	0	2	173
13:45	64	7	2	0	2	3	4	82	86	5	1	0	0	0	0	92	0	0	1	0	0	0	0	1	175
1 Hr	265	21	3	0	10	3	11	313	305	20	3	2	6	1	1	338	6	1	1	0	0	0	0	8	659
14:00	80	5	2	0	3	1	0	91	87	8	2	1	3	0	2	103	0	0	0	0	0	0	0	0	194
14:15	70	6	3	1	1	0	3	84	85	8	2	0	3	0	0	98	1	0	0	0	0	0	0	1	183
14:30	68	6	1	0	3	0	1	79	89	12	2	1	4	0	1	109	2	0	0	0	0	0	0	2	190
14:45	76	11	4	0	2	1	2	96	94	8	4	0	0	1	0	107	2	0	0	0	0	0	0	2	205
1 Hr	294	28	10	1	9	2	6	350	355	36	10	2	10	1	3	417	5	0	0	0	0	0	0	5	772
15:00	62	6	1	1	3	2	4	79	79	4	4	0	3	0	0	90	1	0	0	0	0	0	0	1	170
15:15	74	7	2	0	1	0	1	85	98	7	1	0	6	0	1	113	0	0	0	0	0	0	0	0	198
15:30	92	4	3	0	4	0	3	106	84	11	1	0	1	0	0	97	4	0	0	0	0	0	0	4	207
15:45	83	7	0	0	3	0	0	93	79	23	4	0	4	0	0	110	1	1	0	0	0	0	0	2	205
1 Hr	311	24	6	1	11	2	8	363	340	45	10	0	14	0	1	410	6	1	0	0	0	0	0	7	780
16:00	69	5	1	0	2	0	0	77	77	21	3	0	1	0	0	102	1	0	0	0	0	0	0	1	180
16:15	59	6	1	0	2	0	1	69	116	14	4	0	5	0	2	141	0	0	0	0	0	0	0	0	210
16:30	81	4	1	0	3	0	0	89	119	25	0	0	3	0	5	152	4	0	0	0	0	0	0	4	245
16:45	53	4	3	0	4	1	5	70	113	18	2	0	1	2	8	144	1	0	0	0	0	0	0	1	215
1 Hr	262	19	6	0	11	1	6	305	425	78	9	0	10	2	15	539	6	0	0	0	0	0	0	6	850
17:00	73	5	1	0	3	0	3	85	127	19	0	0	4	1	3	154	2	0	0	0	0	0	0	2	241
17:15	72	2	2	0	3	0	2	81	135	20	1	1	1	4	6	168	1	0	0	0	0	0	0	1	250
17:30	63	0	1	0	4	0	2	70	121	9	1	0	6	0	5	142	1	0	0	0	0	0	0	1	213
17:45	63	3	0	0	3	0	1	70	110	8	0	0	5	0	2	125	2	0	0	0	0	0	0	2	197
1 Hr	271	10	4	0	13	0	8	306	493	56	2	1	16	5	16	589	6	0	0	0	0	0	0	6	901
18:00	66	4	0	0	3	0	2	75	119	11	0	0	3	0	4	137	0	0	0	0	0	0	0	0	212
18:15	61	5	0	0	1	0	5	72	119	9	0	0	5	1	7	141	0	0	0	0	0	0	0	0	213
18:30	50	1	0	0	4	0	0	55	103	2	0	0	2	1	2	110	2	0	0	0	0	0	0	2	167
18:45	61	5	0	0	2	0	0	68	117	9	1	0	5	0	6	138	2	0	0	0	0	0	0	2	208
1 Hr	238	15	0	0	10	0	7	270	458	31	1	0	15	2	19	526	4	0	0	0	0	0	0	4	800
Total	3255	348	69	7	141	32	159	4011	4081	446	86	9	130	26	115	4893	60	7	4	0	0	0	0	71	8975

Tracsis plc
Traffic and Data Services

3319-IRE Woodbrook Traffic Surveys
Junction Turning Count
15/05/2018

Site 4 - Shanganagh Cemetery / Dublin Road(SSE) / Dublin Road(NNW)

Origin : Arm A Shanganagh Cemetery

	Destination : Arm A Shanganagh Cemetery							Total	**Destination :** Arm B Dublin Road(SSE)							Total	**Destination :** Arm C Dublin Road(NNW)							Total	Arm Totals
	Car	LGV	OGV1	OGV2	PSV	MC	PC		Car	LGV	OGV1	OGV2	PSV	MC	PC		Car	LGV	OGV1	OGV2	PSV	MC	PC		
07:00	0	0	0	0	0	0	0	0	0	0	0	0	0	0	0	0	1	0	0	0	0	0	0	1	1
07:15	0	0	0	0	0	0	0	0	2	0	0	0	0	0	0	2	0	0	0	0	0	0	0	0	2
07:30	0	0	0	0	0	0	0	0	1	0	0	0	0	0	0	1	0	0	0	0	0	0	0	0	1
07:45	0	0	0	0	0	0	0	0	0	0	0	0	0	0	0	0	2	0	0	0	0	0	0	2	2
1 Hr	0	0	0	0	0	0	0	0	3	0	0	0	0	0	0	3	3	0	0	0	0	0	0	3	6
08:00	0	0	0	0	0	0	0	0	2	0	0	0	0	0	0	2	0	0	0	0	0	0	0	0	2
08:15	0	0	0	0	0	0	0	0	2	0	0	0	0	0	0	2	1	0	0	0	0	0	0	1	3
08:30	0	0	0	0	0	0	0	0	0	0	0	0	0	0	0	0	1	0	0	0	0	0	0	1	1
08:45	0	0	0	0	0	0	0	0	0	0	0	0	0	0	0	0	1	1	0	0	0	0	0	2	2
1 Hr	0	0	0	0	0	0	0	0	4	0	0	0	0	0	0	4	3	1	0	0	0	0	0	4	8
09:00	0	0	0	0	0	0	0	0	5	0	0	0	0	0	0	5	4	1	0	0	0	0	0	5	10
09:15	0	0	0	0	0	0	0	0	2	0	0	0	0	0	0	2	4	1	0	0	0	0	0	5	7
09:30	0	0	0	0	0	0	0	0	7	1	1	0	0	0	3	12	8	0	0	0	0	0	0	8	20
09:45	0	0	0	0	0	0	0	0	7	0	0	0	0	0	0	7	10	1	0	0	0	0	0	11	18
1 Hr	0	0	0	0	0	0	0	0	21	1	1	0	0	0	3	26	26	3	0	0	0	0	0	29	55
10:00	0	0	0	0	0	0	0	0	4	0	0	0	0	0	0	4	9	0	0	0	0	0	0	9	13
10:15	0	0	0	0	0	0	0	0	7	0	0	0	0	0	0	7	12	0	0	0	0	0	0	12	19
10:30	0	0	0	0	0	0	0	0	8	1	0	0	0	0	0	9	6	0	0	0	0	0	0	6	15
10:45	0	0	0	0	0	0	0	0	8	0	1	0	0	0	0	9	4	0	0	0	0	1	0	5	14
1 Hr	0	0	0	0	0	0	0	0	27	1	1	0	0	0	0	29	31	0	0	0	0	1	0	32	61
11:00	0	0	0	0	0	0	0	0	7	0	0	0	0	0	0	7	10	0	0	0	0	0	0	10	17
11:15	0	0	0	0	0	0	0	0	12	1	0	0	0	0	0	13	3	0	0	0	0	0	0	3	16
11:30	0	0	0	0	0	0	0	0	16	0	0	0	0	0	2	18	19	0	0	0	0	0	0	19	37
11:45	0	0	0	0	0	0	0	0	17	4	0	0	0	0	0	21	24	1	0	0	0	0	0	25	46
1 Hr	0	0	0	0	0	0	0	0	52	5	0	0	0	0	2	59	56	1	0	0	0	0	0	57	116
12:00	0	0	0	0	0	0	0	0	15	0	0	0	0	0	0	15	15	3	0	0	0	0	0	18	33
12:15	0	0	0	0	0	0	0	0	12	0	0	0	0	0	0	12	17	0	0	0	0	1	0	18	30
12:30	0	0	0	0	0	0	0	0	13	0	0	0	0	0	0	13	15	0	0	0	0	0	0	15	28
12:45	0	0	0	0	0	0	0	0	9	1	0	0	0	0	0	10	17	2	0	0	0	0	0	19	29
1 Hr	0	0	0	0	0	0	0	0	49	1	0	0	0	0	0	50	64	5	0	0	0	1	0	70	120
13:00	0	0	0	0	0	0	0	0	9	0	1	0	0	0	0	10	20	0	0	0	0	0	0	20	30
13:15	0	0	0	0	0	0	0	0	3	1	0	0	0	0	0	4	5	1	0	0	0	0	0	6	10
13:30	0	0	0	0	0	0	0	0	5	0	0	0	0	0	0	5	5	0	0	0	0	0	0	5	10
13:45	0	0	0	0	0	0	0	0	12	0	0	0	0	0	0	12	14	0	0	0	0	0	0	14	26
1 Hr	0	0	0	0	0	0	0	0	29	1	1	0	0	0	0	31	44	1	0	0	0	0	0	45	76
14:00	0	0	0	0	0	0	0	0	17	0	0	0	0	0	0	17	20	0	0	0	0	0	0	20	37
14:15	0	0	0	0	0	0	0	0	28	1	0	0	0	0	0	29	20	3	0	0	0	0	0	23	52
14:30	0	0	0	0	0	0	0	0	21	0	0	0	0	0	0	21	16	1	0	0	0	0	0	17	38
14:45	0	0	0	0	0	0	0	0	11	0	0	0	0	0	0	11	15	0	0	0	0	0	0	15	26
1 Hr	0	0	0	0	0	0	0	0	77	1	0	0	0	0	0	78	71	4	0	0	0	0	0	75	153
15:00	0	0	0	0	0	0	0	0	9	0	0	0	0	0	0	9	10	0	0	0	0	0	0	10	19
15:15	0	0	0	0	0	0	0	0	11	1	0	0	0	0	0	12	20	0	0	0	0	0	0	20	32
15:30	0	0	0	0	0	0	0	0	7	0	0	0	0	0	0	7	13	1	0	0	0	0	0	14	21
15:45	0	0	0	0	0	0	0	0	9	1	0	0	0	0	0	10	8	0	0	0	0	0	0	8	18
1 Hr	0	0	0	0	0	0	0	0	36	2	0	0	0	0	0	38	51	1	0	0	0	0	0	52	90
16:00	0	0	0	0	0	0	0	0	5	2	1	0	0	0	0	8	14	0	0	0	0	0	0	14	22
16:15	0	0	0	0	0	0	0	0	6	0	0	0	0	0	0	6	4	1	0	0	0	0	0	5	11
16:30	0	0	0	0	0	0	0	0	5	0	0	0	0	0	0	5	3	0	0	0	0	0	0	3	8
16:45	0	0	0	0	0	0	0	0	1	0	0	0	0	0	0	1	1	0	0	0	0	0	0	1	2
1 Hr	0	0	0	0	0	0	0	0	17	2	1	0	0	0	0	20	22	1	0	0	0	0	0	23	43
17:00	0	0	0	0	0	0	0	0	4	0	0	0	0	0	0	4	2	1	0	0	0	0	0	3	7
17:15	0	0	0	0	0	0	0	0	4	0	0	0	0	0	0	4	1	0	0	0	0	0	0	1	5
17:30	0	0	0	0	0	0	0	0	1	0	0	0	0	0	0	1	3	0	0	0	0	0	0	3	4
17:45	0	0	0	0	0	0	0	0	2	0	0	0	0	0	0	2	3	1	0	0	0	0	0	4	6
1 Hr	0	0	0	0	0	0	0	0	11	0	0	0	0	0	0	11	9	2	0	0	0	0	0	11	22
18:00	0	0	0	0	0	0	0	0	3	0	0	0	0	0	0	3	1	0	0	0	0	0	0	1	4
18:15	0	0	0	0	0	0	0	0	1	0	0	0	0	0	0	1	2	0	0	0	0	0	0	2	3
18:30	0	0	0	0	0	0	0	0	0	1	0	0	0	0	0	1	2	1	0	0	0	0	0	3	4
18:45	0	0	0	0	0	0	0	0	14	1	0	0	0	0	0	15	22	0	0	0	0	0	0	22	37
1 Hr	0	0	0	0	0	0	0	0	18	2	0	0	0	0	0	20	27	1	0	0	0	0	0	28	48
Total	0	0	0	0	0	0	0	0	344	16	4	0	0	0	5	369	407	20	0	0	0	2	0	429	798

Tracsis plc
Traffic and Data Services

3319-IRE Woodbrook Traffic Surveys
Junction Turning Count
15/05/2018

Site 4 - Shanganagh Cemetery / Dublin Road(SSE) / Dublin Road(NNW)

Origin : Arm B Dublin Road(SSE)

	Destination : Arm A Shanganagh Cemetery								**Destination :** Arm B Dublin Road(SSE)								**Destination :** Arm C Dublin Road(NNW)								
	Car	LGV	OGV1	OGV2	PSV	MC	PC	Total	Car	LGV	OGV1	OGV2	PSV	MC	PC	Total	Car	LGV	OGV1	OGV2	PSV	MC	PC	Total	Arm Totals
07:00	1	0	0	0	0	0	0	1	0	0	0	0	0	0	0	0	39	5	2	0	2	0	10	58	59
07:15	0	0	0	0	0	0	0	0	0	0	0	0	0	0	0	0	44	6	1	0	4	0	14	69	69
07:30	2	1	0	0	0	0	0	3	1	0	0	0	0	0	0	1	60	15	3	0	2	0	11	91	95
07:45	1	0	0	0	0	0	0	1	0	0	0	0	0	0	0	0	76	12	4	1	4	2	16	115	116
1 Hr	4	1	0	0	0	0	0	5	1	0	0	0	0	0	0	1	219	38	10	1	12	2	51	333	339
08:00	3	1	0	0	0	0	0	4	0	0	0	0	0	0	0	0	75	9	2	0	9	0	9	104	108
08:15	2	0	0	0	0	0	0	2	0	0	0	0	0	0	0	0	95	9	1	0	4	1	16	126	128
08:30	5	0	0	0	0	0	0	5	0	0	0	0	0	0	0	0	97	8	4	0	3	4	4	120	125
08:45	6	1	0	0	0	0	0	7	0	0	0	0	0	0	0	0	59	6	2	0	1	1	2	71	78
1 Hr	16	2	0	0	0	0	0	18	0	0	0	0	0	0	0	0	326	32	9	0	17	6	31	421	439
09:00	4	1	0	0	0	0	0	5	0	0	0	0	0	0	0	0	49	7	3	1	7	2	5	74	79
09:15	4	0	1	0	0	0	0	5	0	0	0	0	0	0	0	0	63	15	0	0	2	0	1	81	86
09:30	8	0	0	0	0	0	1	9	0	0	0	0	0	0	0	0	59	14	1	0	3	0	1	78	87
09:45	5	0	0	0	0	0	0	5	0	0	0	0	0	0	0	0	66	7	3	1	3	1	3	84	89
1 Hr	21	1	1	0	0	0	1	24	0	0	0	0	0	0	0	0	237	43	7	2	15	3	10	317	341
10:00	11	0	0	0	0	0	0	11	0	0	0	0	0	0	0	0	50	7	1	0	3	2	4	67	78
10:15	5	0	0	0	0	0	0	5	0	0	0	0	0	0	0	0	60	10	0	1	3	0	2	76	81
10:30	10	0	0	0	0	0	0	10	0	0	0	0	0	0	0	0	63	3	0	0	3	1	2	72	82
10:45	14	0	0	0	0	0	0	14	0	0	0	0	0	0	0	0	52	11	2	0	2	4	1	72	86
1 Hr	40	0	0	0	0	0	0	40	0	0	0	0	0	0	0	0	225	31	3	1	11	7	9	287	327
11:00	13	2	0	0	0	0	2	17	0	0	0	0	0	0	0	0	58	13	1	0	3	1	0	76	93
11:15	7	1	0	0	0	0	0	8	0	0	0	0	0	0	0	0	58	12	3	0	1	1	5	80	88
11:30	6	1	0	0	0	0	0	7	0	0	0	0	0	0	0	0	52	4	1	0	4	0	1	62	69
11:45	13	1	0	0	0	0	0	14	0	0	0	0	0	0	0	0	57	16	1	0	2	0	1	77	91
1 Hr	39	5	0	0	0	0	2	46	0	0	0	0	0	0	0	0	225	45	6	0	10	2	7	295	341
12:00	7	0	0	0	0	0	1	8	0	0	0	0	0	0	0	0	55	7	1	1	3	0	3	70	78
12:15	9	0	0	0	0	0	0	9	0	0	0	0	0	0	0	0	59	14	2	0	3	0	0	78	87
12:30	9	1	0	0	0	0	0	10	0	0	0	0	0	0	0	0	75	6	2	0	3	1	0	87	97
12:45	9	1	0	0	0	0	0	10	0	0	0	0	0	0	0	0	59	8	1	0	2	1	0	71	81
1 Hr	34	2	0	0	0	0	1	37	0	0	0	0	0	0	0	0	248	35	6	1	11	2	3	306	343
13:00	8	0	0	0	0	0	0	8	0	0	0	0	0	0	0	0	62	4	0	0	3	0	3	72	80
13:15	6	0	0	0	0	0	0	6	0	0	0	0	0	0	0	0	50	7	0	0	2	0	2	61	67
13:30	14	1	0	0	0	0	0	15	0	0	0	0	0	0	0	0	62	4	1	0	3	0	4	74	89
13:45	9	1	0	0	0	0	0	10	0	0	0	0	0	0	0	0	58	5	2	0	2	3	3	73	83
1 Hr	37	2	0	0	0	0	0	39	0	0	0	0	0	0	0	0	232	20	3	0	10	3	12	280	319
14:00	9	1	0	0	0	0	0	10	0	0	0	0	0	0	0	0	72	5	2	0	3	1	1	84	94
14:15	6	1	0	0	0	0	0	7	0	0	0	0	0	0	0	0	68	5	3	1	1	0	2	80	87
14:30	12	0	0	0	0	0	0	12	0	0	0	0	0	0	0	0	57	6	1	0	3	0	1	68	80
14:45	9	1	0	0	0	0	0	10	0	0	0	0	0	0	0	0	67	9	4	0	3	1	1	85	95
1 Hr	36	3	0	0	0	0	0	39	0	0	0	0	0	0	0	0	264	25	10	1	10	2	5	317	356
15:00	11	0	0	0	0	0	0	11	0	0	0	0	0	0	0	0	54	6	1	1	3	2	6	73	84
15:15	9	0	0	0	0	0	0	9	0	0	0	0	0	0	0	0	60	7	2	0	1	0	1	71	80
15:30	9	0	1	0	0	0	0	10	0	0	0	0	0	0	0	0	88	4	3	0	3	0	4	102	112
15:45	4	0	0	0	0	0	0	4	0	0	0	0	0	0	0	0	77	7	0	0	4	1	0	89	93
1 Hr	33	0	1	0	0	0	0	34	0	0	0	0	0	0	0	0	279	24	6	1	11	3	11	335	369
16:00	4	0	0	0	0	0	0	4	0	0	0	0	0	0	0	0	66	5	1	0	2	0	0	74	78
16:15	1	0	0	0	0	0	0	1	0	0	0	0	0	0	0	0	59	5	1	0	2	0	1	68	69
16:30	2	0	0	0	0	0	0	2	0	0	0	0	0	0	0	0	78	4	1	0	3	0	0	86	88
16:45	2	0	0	0	0	0	0	2	0	0	0	0	0	0	0	0	56	3	3	0	4	1	4	71	73
1 Hr	9	0	0	0	0	0	0	9	0	0	0	0	0	0	0	0	259	17	6	0	11	1	5	299	308
17:00	2	0	0	0	0	0	1	3	0	0	0	0	0	0	0	0	70	7	1	0	4	0	2	84	87
17:15	2	0	0	0	0	0	0	2	0	0	0	0	0	0	0	0	68	2	2	0	3	0	2	77	79
17:30	2	0	0	0	0	0	0	2	0	0	0	0	0	0	0	0	65	1	0	0	4	2	3	75	77
17:45	5	0	0	0	0	0	0	5	0	0	0	0	0	0	0	0	62	2	0	0	3	0	0	67	72
1 Hr	11	0	0	0	0	0	1	12	0	0	0	0	0	0	0	0	265	12	3	0	14	2	7	303	315
18:00	4	1	0	0	0	0	0	5	0	0	0	0	0	0	0	0	56	4	0	0	2	1	2	65	70
18:15	4	0	0	0	0	0	0	4	0	0	0	0	0	0	0	0	60	4	0	0	2	0	2	68	72
18:30	5	0	0	0	0	0	0	5	0	0	0	0	0	0	0	0	47	2	0	0	4	0	3	56	61
18:45	21	1	0	0	0	0	0	22	0	1	0	0	0	0	0	1	41	3	0	0	2	0	0	46	69
1 Hr	34	2	0	0	0	0	0	36	0	1	0	0	0	0	0	1	204	13	0	0	10	1	7	235	272
Total	314	18	2	0	0	0	5	339	1	1	0	0	0	0	0	2	2983	335	69	7	142	34	158	3728	4069

Tracsis plc
Traffic and Data Services

3319-IRE Woodbrook Traffic Surveys
Junction Turning Count
15/05/2018

Site 4 - Shanganagh Cemetery / Dublin Road(SSE) / Dublin Road(NNW)

Origin : Arm C Dublin Road(NNW)

	Destination : Arm A Shanganagh Cemetery								**Destination :** Arm B Dublin Road(SSE)								**Destination :** Arm C Dublin Road(NNW)								Arm
	Car	LGV	OGV1	OGV2	PSV	MC	PC	Total	Car	LGV	OGV1	OGV2	PSV	MC	PC	Total	Car	LGV	OGV1	OGV2	PSV	MC	PC	Total	Totals
07:00	0	0	0	0	0	0	0	0	33	5	1	0	1	0	1	41	0	0	0	0	0	0	0	0	41
07:15	1	0	0	0	0	0	0	1	30	6	2	0	2	1	1	42	0	0	0	0	0	0	0	0	43
07:30	2	0	0	0	0	0	0	2	61	10	0	0	2	0	2	75	0	0	0	0	0	0	0	0	77
07:45	1	0	0	0	0	0	0	1	61	12	3	0	3	3	2	84	0	0	0	0	0	0	0	0	85
1 Hr	4	0	0	0	0	0	0	4	185	33	6	0	8	4	6	242	0	0	0	0	0	0	0	0	246
08:00	3	0	0	0	0	0	0	3	66	5	5	0	3	1	0	80	0	0	0	0	0	0	0	0	83
08:15	3	0	0	0	0	0	0	3	104	5	3	0	3	1	2	118	0	0	0	0	0	0	0	0	121
08:30	3	1	0	0	0	0	0	4	93	6	2	0	2	0	6	109	0	0	0	0	0	0	0	0	113
08:45	4	1	0	0	0	0	0	5	88	6	1	0	2	1	6	104	0	0	0	0	0	0	0	0	109
1 Hr	13	2	0	0	0	0	0	15	351	22	11	0	10	3	14	411	0	0	0	0	0	0	0	0	426
09:00	9	1	0	0	0	0	0	10	85	6	2	0	3	1	1	98	0	0	0	0	0	0	0	0	108
09:15	10	0	0	0	0	0	0	10	72	10	2	0	3	1	2	90	0	0	0	0	0	0	0	0	100
09:30	8	0	0	0	0	0	0	8	67	4	3	1	5	0	3	83	0	0	0	0	0	0	0	0	91
09:45	9	1	0	0	0	0	0	10	65	10	2	0	1	0	5	83	0	0	0	0	0	0	0	0	93
1 Hr	36	2	0	0	0	0	0	38	289	30	9	1	12	2	11	354	0	0	0	0	0	0	0	0	392
10:00	13	1	0	0	0	0	0	14	79	3	1	0	2	0	2	87	0	0	0	0	0	0	0	0	101
10:15	8	0	0	0	0	0	0	8	48	6	1	1	5	1	1	63	0	0	0	0	0	0	0	0	71
10:30	10	1	0	0	0	1	0	12	48	9	2	0	2	2	0	63	0	0	0	0	0	0	0	0	75
10:45	17	1	1	0	0	0	0	19	65	9	3	1	2	1	0	81	0	0	0	0	0	0	0	0	100
1 Hr	48	3	1	0	0	1	0	53	240	27	7	2	11	4	3	294	0	0	0	0	0	0	0	0	347
11:00	36	1	0	0	0	0	0	37	60	7	0	0	4	1	3	75	0	0	0	0	0	0	0	0	112
11:15	10	0	0	0	0	0	0	10	43	10	1	0	1	1	1	57	0	0	0	0	0	0	0	0	67
11:30	25	0	0	0	0	0	1	26	71	13	2	0	1	0	2	89	0	0	0	0	0	0	0	0	115
11:45	10	0	0	0	0	0	0	10	58	2	5	0	3	0	4	72	0	0	0	0	0	0	0	0	82
1 Hr	81	1	0	0	0	0	1	83	232	32	8	0	9	2	10	293	0	0	0	0	0	0	0	0	376
12:00	18	0	0	0	0	1	0	19	69	9	1	0	0	1	2	82	0	0	0	0	0	0	0	0	101
12:15	11	0	0	0	0	0	0	11	61	8	2	0	4	1	1	77	1	0	0	0	0	0	0	1	89
12:30	12	2	0	0	0	0	0	14	68	8	1	0	3	2	1	83	0	0	0	0	0	0	0	0	97
12:45	21	0	0	0	0	0	0	21	62	5	3	1	2	1	2	76	0	0	0	0	0	0	0	0	97
1 Hr	62	2	0	0	0	1	0	65	260	30	7	1	9	5	6	318	1	0	0	0	0	0	0	1	384
13:00	22	1	0	0	0	0	0	23	65	3	2	0	2	0	2	74	0	0	0	0	0	0	0	0	97
13:15	24	0	0	0	0	0	0	24	65	5	0	0	2	0	2	74	0	0	0	0	0	0	0	0	98
13:30	38	1	0	0	0	0	0	39	62	7	0	1	3	0	0	73	0	0	0	0	0	0	0	0	112
13:45	10	2	0	0	0	0	0	12	76	5	1	0	0	0	0	82	0	0	0	0	0	0	0	0	94
1 Hr	94	4	0	0	0	0	0	98	268	20	3	1	7	0	4	303	0	0	0	0	0	0	0	0	401
14:00	14	1	0	0	0	0	0	15	71	9	3	1	3	0	3	90	0	1	0	0	0	0	0	1	106
14:15	10	0	0	0	0	0	0	10	58	8	0	0	4	0	0	70	0	0	0	0	0	0	0	0	80
14:30	15	0	0	0	0	0	0	15	68	11	2	1	3	0	1	86	1	0	0	0	0	0	0	1	102
14:45	17	0	0	0	0	0	0	17	85	9	4	0	0	1	1	100	0	0	0	0	0	0	0	0	117
1 Hr	56	1	0	0	0	0	0	57	282	37	9	2	10	1	5	346	1	1	0	0	0	0	0	2	405
15:00	11	0	0	0	0	0	0	11	71	6	3	0	4	0	1	85	0	0	0	0	0	0	0	0	96
15:15	11	1	0	0	0	0	0	12	83	7	1	0	5	0	3	99	0	0	0	0	0	0	0	0	111
15:30	13	0	0	0	0	0	0	13	71	10	1	0	1	0	0	83	0	0	0	0	0	0	0	0	96
15:45	4	0	0	0	0	0	0	4	70	20	4	0	4	0	1	99	0	0	0	0	0	0	0	0	103
1 Hr	39	1	0	0	0	0	0	40	295	43	9	0	14	0	5	366	0	0	0	0	0	0	0	0	406
16:00	4	0	0	0	0	0	0	4	74	18	2	0	1	0	2	97	0	1	0	0	0	0	0	1	102
16:15	3	0	0	0	0	0	0	3	111	13	3	0	5	0	2	134	0	0	0	0	0	0	0	0	137
16:30	3	0	0	0	0	0	0	3	112	26	2	0	3	0	5	148	0	0	0	0	0	0	0	0	151
16:45	3	0	0	0	0	0	1	4	114	17	2	0	1	2	8	144	0	0	0	0	0	0	0	0	148
1 Hr	13	0	0	0	0	0	1	14	411	74	9	0	10	2	17	523	0	1	0	0	0	0	0	1	538
17:00	2	0	0	0	0	0	0	2	126	17	0	0	4	2	3	152	0	0	0	0	0	0	0	0	154
17:15	1	0	0	0	0	0	0	1	128	22	3	0	0	4	6	163	0	0	0	0	0	0	0	0	164
17:30	1	0	0	0	0	0	0	1	131	10	1	0	7	0	6	155	0	1	0	0	0	0	0	1	157
17:45	10	1	0	0	0	0	0	11	105	8	0	0	4	1	7	125	1	0	0	0	0	0	0	1	137
1 Hr	14	1	0	0	0	0	0	15	490	57	4	0	15	7	22	595	1	1	0	0	0	0	0	2	612
18:00	11	1	0	0	0	0	0	12	113	11	0	0	3	1	17	145	0	0	0	0	0	0	0	0	157
18:15	11	1	0	0	0	0	0	12	117	10	0	0	5	1	12	145	0	0	0	0	0	0	0	0	157
18:30	3	1	0	0	0	0	0	4	107	2	0	0	4	2	7	122	0	0	0	0	0	0	0	0	126
18:45	46	2	0	0	0	0	0	48	104	7	1	0	3	1	7	123	0	0	0	0	0	0	0	0	171
1 Hr	71	5	0	0	0	0	0	76	441	30	1	0	15	5	43	535	0	0	0	0	0	0	0	0	611
Total	531	22	1	0	0	2	2	558	3744	435	83	7	130	35	146	4580	3	3	0	0	0	0	0	6	5144

Tracsis plc
Traffic and Data Services

3319-IRE Woodbrook Traffic Surveys
Junction Turning Count
15/05/2018

Site 4 - Shanganagh Cemetery / Dublin Road(SSE) / Dublin Road(NNW)

ORIGIN SUMMARY

	Origin : Arm A Shanganagh Cemetery							Total	**Origin :** Arm B Dublin Road(SSE)							Total	**Origin :** Arm C Dublin Road(NNW)							Total	Origin Totals
	Car	LGV	OGV1	OGV2	PSV	MC	PC		Car	LGV	OGV1	OGV2	PSV	MC	PC		Car	LGV	OGV1	OGV2	PSV	MC	PC		
07:00	1	0	0	0	0	0	0	1	40	5	2	0	2	0	10	59	33	5	1	0	1	0	1	41	101
07:15	2	0	0	0	0	0	0	2	44	6	1	0	4	0	14	69	31	6	2	0	2	1	1	43	114
07:30	1	0	0	0	0	0	0	1	63	16	3	0	2	0	11	95	63	10	0	0	2	0	2	77	173
07:45	2	0	0	0	0	0	0	2	77	12	4	1	4	2	16	116	62	12	3	0	3	3	2	85	203
1 Hr	6	0	0	0	0	0	0	6	224	39	10	1	12	2	51	339	189	33	6	0	8	4	6	246	591
08:00	2	0	0	0	0	0	0	2	78	10	2	0	9	0	9	108	69	5	5	0	3	1	0	83	193
08:15	3	0	0	0	0	0	0	3	97	9	1	0	4	1	16	128	107	5	3	0	3	1	2	121	252
08:30	1	0	0	0	0	0	0	1	102	8	4	0	3	4	4	125	96	7	2	0	2	0	6	113	239
08:45	1	1	0	0	0	0	0	2	65	7	2	0	1	1	2	78	92	7	1	0	2	1	6	109	189
1 Hr	7	1	0	0	0	0	0	8	342	34	9	0	17	6	31	439	364	24	11	0	10	3	14	426	873
09:00	9	1	0	0	0	0	0	10	53	8	3	1	7	2	5	79	94	7	2	0	3	1	1	108	197
09:15	6	1	0	0	0	0	0	7	67	15	1	0	2	0	1	86	82	10	2	0	3	1	2	100	193
09:30	15	1	1	0	0	0	3	20	67	14	1	0	3	0	2	87	75	4	3	1	5	0	3	91	198
09:45	17	1	0	0	0	0	0	18	71	7	3	1	3	1	3	89	74	11	2	0	1	0	5	93	200
1 Hr	47	4	1	0	0	0	3	55	258	44	8	2	15	3	11	341	325	32	9	1	12	2	11	392	788
10:00	13	0	0	0	0	0	0	13	61	7	1	0	3	2	4	78	92	4	1	0	2	0	2	101	192
10:15	19	0	0	0	0	0	0	19	65	10	0	1	3	0	2	81	56	6	1	1	5	1	1	71	171
10:30	14	1	0	0	0	0	0	15	73	3	0	0	3	1	2	82	58	10	2	0	2	3	0	75	172
10:45	12	0	1	0	0	1	0	14	66	11	2	0	2	4	1	86	82	10	4	1	2	1	0	100	200
1 Hr	58	1	1	0	0	1	0	61	265	31	3	1	11	7	9	327	288	30	8	2	11	5	3	347	735
11:00	17	0	0	0	0	0	0	17	71	15	1	0	3	1	2	93	96	8	0	0	4	1	3	112	222
11:15	15	1	0	0	0	0	0	16	65	13	3	0	1	1	5	88	53	10	1	0	1	1	1	67	171
11:30	35	0	0	0	0	0	2	37	58	5	1	0	4	0	1	69	96	13	2	0	1	0	3	115	221
11:45	41	5	0	0	0	0	0	46	70	17	1	0	2	0	1	91	68	2	5	0	3	0	4	82	219
1 Hr	108	6	0	0	0	0	2	116	264	50	6	0	10	2	9	341	313	33	8	0	9	2	11	376	833
12:00	30	3	0	0	0	0	0	33	62	7	1	1	3	0	4	78	87	9	1	0	0	2	2	101	212
12:15	29	0	0	0	0	1	0	30	68	14	2	0	3	0	0	87	73	8	2	0	4	1	1	89	206
12:30	28	0	0	0	0	0	0	28	84	7	2	0	3	1	0	97	80	10	1	0	3	2	1	97	222
12:45	26	3	0	0	0	0	0	29	68	9	1	0	2	1	0	81	83	5	3	1	2	1	2	97	207
1 Hr	113	6	0	0	0	1	0	120	282	37	6	1	11	2	4	343	323	32	7	1	9	6	6	384	847
13:00	29	0	1	0	0	0	0	30	70	4	0	0	3	0	3	80	87	4	2	0	2	0	2	97	207
13:15	8	2	0	0	0	0	0	10	56	7	0	0	2	0	2	67	89	5	0	0	2	0	2	98	175
13:30	10	0	0	0	0	0	0	10	76	5	1	0	3	0	4	89	100	8	0	1	3	0	0	112	211
13:45	26	0	0	0	0	0	0	26	67	6	2	0	2	3	3	83	86	7	1	0	0	0	0	94	203
1 Hr	73	2	1	0	0	0	0	76	269	22	3	0	10	3	12	319	362	24	3	1	7	0	4	401	796
14:00	37	0	0	0	0	0	0	37	81	6	2	0	3	1	1	94	85	11	3	1	3	0	3	106	237
14:15	48	4	0	0	0	0	0	52	74	6	3	1	1	0	2	87	68	8	0	0	4	0	0	80	219
14:30	37	1	0	0	0	0	0	38	69	6	1	0	3	0	1	80	84	11	2	1	3	0	1	102	220
14:45	26	0	0	0	0	0	0	26	76	10	4	0	3	1	1	95	102	9	4	0	0	1	1	117	238
1 Hr	148	5	0	0	0	0	0	153	300	28	10	1	10	2	5	356	339	39	9	2	10	1	5	405	914
15:00	19	0	0	0	0	0	0	19	65	6	1	1	3	2	6	84	82	6	3	0	4	0	1	96	199
15:15	31	1	0	0	0	0	0	32	69	7	2	0	1	0	1	80	94	8	1	0	5	0	3	111	223
15:30	20	1	0	0	0	0	0	21	97	4	4	0	3	0	4	112	84	10	1	0	1	0	0	96	229
15:45	17	1	0	0	0	0	0	18	81	7	0	0	4	1	0	93	74	20	4	0	4	0	1	103	214
1 Hr	87	3	0	0	0	0	0	90	312	24	7	1	11	3	11	369	334	44	9	0	14	0	5	406	865
16:00	19	2	1	0	0	0	0	22	70	5	1	0	2	0	0	78	78	19	2	0	1	0	2	102	202
16:15	10	1	0	0	0	0	0	11	60	5	1	0	2	0	1	69	114	13	3	0	5	0	2	137	217
16:30	8	0	0	0	0	0	0	8	80	4	1	0	3	0	0	88	115	26	2	0	3	0	5	151	247
16:45	2	0	0	0	0	0	0	2	58	3	3	0	4	1	4	73	117	17	2	0	1	2	9	148	223
1 Hr	39	3	1	0	0	0	0	43	268	17	6	0	11	1	5	308	424	75	9	0	10	2	18	538	889
17:00	6	1	0	0	0	0	0	7	72	7	1	0	4	0	3	87	128	17	0	0	4	2	3	154	248
17:15	5	0	0	0	0	0	0	5	70	2	2	0	3	0	2	79	129	22	3	0	0	4	6	164	248
17:30	4	0	0	0	0	0	0	4	67	1	0	0	4	2	3	77	132	11	1	0	7	0	6	157	238
17:45	5	1	0	0	0	0	0	6	67	2	0	0	3	0	0	72	116	9	0	0	4	1	7	137	215
1 Hr	20	2	0	0	0	0	0	22	276	12	3	0	14	2	8	315	505	59	4	0	15	7	22	612	949
18:00	4	0	0	0	0	0	0	4	60	5	0	0	2	1	2	70	124	12	0	0	3	1	17	157	231
18:15	3	0	0	0	0	0	0	3	64	4	0	0	2	0	2	72	128	11	0	0	5	1	12	157	232
18:30	2	2	0	0	0	0	0	4	52	2	0	0	4	0	3	61	110	3	0	0	4	2	7	126	191
18:45	36	1	0	0	0	0	0	37	62	5	0	0	2	0	0	69	150	9	1	0	3	1	7	171	277
1 Hr	45	3	0	0	0	0	0	48	238	16	0	0	10	1	7	272	512	35	1	0	15	5	43	611	931
Total	751	36	4	0	0	2	5	798	3298	354	71	7	142	34	163	4069	4278	460	84	7	130	37	148	5144	10011

Tracsis plc
Traffic and Data Services

3319-IRE Woodbrook Traffic Surveys
Junction Turning Count
15/05/2018

Site 4 - Shanganagh Cemetery / Dublin Road(SSE) / Dublin Road(NNW)

DESTINATION SUMMARY

	Destination : Arm A Shanganagh Cemetery								**Destination :** Arm B Dublin Road(SSE)								**Destination :** Arm C Dublin Road(NNW)								
	Car	LGV	OGV1	OGV2	PSV	MC	PC	Total	Car	LGV	OGV1	OGV2	PSV	MC	PC	Total	Car	LGV	OGV1	OGV2	PSV	MC	PC	Total	Dest Totals
07:00	1	0	0	0	0	0	0	1	33	5	1	0	1	0	1	41	40	5	2	0	2	0	10	59	101
07:15	1	0	0	0	0	0	0	1	32	6	2	0	2	1	1	44	44	6	1	0	4	0	14	69	114
07:30	4	1	0	0	0	0	0	5	63	10	0	0	2	0	2	77	60	15	3	0	2	0	11	91	173
07:45	2	0	0	0	0	0	0	2	61	12	3	0	3	3	2	84	78	12	4	1	4	2	16	117	203
1 Hr	8	1	0	0	0	0	0	9	189	33	6	0	8	4	6	246	222	38	10	1	12	2	51	336	591
08:00	6	1	0	0	0	0	0	7	68	5	5	0	3	1	0	82	75	9	2	0	9	0	9	104	193
08:15	5	0	0	0	0	0	0	5	106	5	3	0	3	1	2	120	96	9	1	0	4	1	16	127	252
08:30	8	1	0	0	0	0	0	9	93	6	2	0	2	0	6	109	98	8	4	0	3	4	4	121	239
08:45	10	2	0	0	0	0	0	12	88	6	1	0	2	1	6	104	60	7	2	0	1	1	2	73	189
1 Hr	29	4	0	0	0	0	0	33	355	22	11	0	10	3	14	415	329	33	9	0	17	6	31	425	873
09:00	13	2	0	0	0	0	0	15	90	6	2	0	3	1	1	103	53	8	3	1	7	2	5	79	197
09:15	14	0	1	0	0	0	0	15	74	10	2	0	3	1	2	92	67	16	0	0	2	0	1	86	193
09:30	16	0	0	0	0	0	1	17	74	5	4	1	5	0	6	95	67	14	1	0	3	0	1	86	198
09:45	14	1	0	0	0	0	0	15	72	10	2	0	1	0	5	90	76	8	3	1	3	1	3	95	200
1 Hr	57	3	1	0	0	0	1	62	310	31	10	1	12	2	14	380	263	46	7	2	15	3	10	346	788
10:00	24	1	0	0	0	0	0	25	83	3	1	0	2	0	2	91	59	7	1	0	3	2	4	76	192
10:15	13	0	0	0	0	0	0	13	55	6	1	1	5	1	1	70	72	10	0	1	3	0	2	88	171
10:30	20	1	0	0	0	1	0	22	56	10	2	0	2	2	0	72	69	3	0	0	3	1	2	78	172
10:45	31	1	1	0	0	0	0	33	73	9	4	1	2	1	0	90	56	11	2	0	2	5	1	77	200
1 Hr	88	3	1	0	0	1	0	93	267	28	8	2	11	4	3	323	256	31	3	1	11	8	9	319	735
11:00	49	3	0	0	0	0	2	54	67	7	0	0	4	1	3	82	68	13	1	0	3	1	0	86	222
11:15	17	1	0	0	0	0	0	18	55	11	1	0	1	1	1	70	61	12	3	0	1	1	5	83	171
11:30	31	1	0	0	0	0	1	33	87	13	2	0	1	0	4	107	71	4	1	0	4	0	1	81	221
11:45	23	1	0	0	0	0	0	24	75	6	5	0	3	0	4	93	81	17	1	0	2	0	1	102	219
1 Hr	120	6	0	0	0	0	3	129	284	37	8	0	9	2	12	352	281	46	6	0	10	2	7	352	833
12:00	25	0	0	0	0	1	1	27	84	9	1	0	0	1	2	97	70	10	1	1	3	0	3	88	212
12:15	20	0	0	0	0	0	0	20	73	8	2	0	4	1	1	89	77	14	2	0	3	1	0	97	206
12:30	21	3	0	0	0	0	0	24	81	8	1	0	3	2	1	96	90	6	2	0	3	1	0	102	222
12:45	30	1	0	0	0	0	0	31	71	6	3	1	2	1	2	86	76	10	1	0	2	1	0	90	207
1 Hr	96	4	0	0	0	1	1	102	309	31	7	1	9	5	6	368	313	40	6	1	11	3	3	377	847
13:00	30	1	0	0	0	0	0	31	74	3	3	0	2	0	2	84	82	4	0	0	3	0	3	92	207
13:15	30	0	0	0	0	0	0	30	68	6	0	0	2	0	2	78	55	8	0	0	2	0	2	67	175
13:30	52	2	0	0	0	0	0	54	67	7	0	1	3	0	0	78	67	4	1	0	3	0	4	79	211
13:45	19	3	0	0	0	0	0	22	88	5	1	0	0	0	0	94	72	5	2	0	2	3	3	87	203
1 Hr	131	6	0	0	0	0	0	137	297	21	4	1	7	0	4	334	276	21	3	0	10	3	12	325	796
14:00	23	2	0	0	0	0	0	25	88	9	3	1	3	0	3	107	92	6	2	0	3	1	1	105	237
14:15	16	1	0	0	0	0	0	17	86	9	0	0	4	0	0	99	88	8	3	1	1	0	2	103	219
14:30	27	0	0	0	0	0	0	27	89	11	2	1	3	0	1	107	74	7	1	0	3	0	1	86	220
14:45	26	1	0	0	0	0	0	27	96	9	4	0	0	1	1	111	82	9	4	0	3	1	1	100	238
1 Hr	92	4	0	0	0	0	0	96	359	38	9	2	10	1	5	424	336	30	10	1	10	2	5	394	914
15:00	22	0	0	0	0	0	0	22	80	6	3	0	4	0	1	94	64	6	1	1	3	2	6	83	199
15:15	20	1	0	0	0	0	0	21	94	8	1	0	5	0	3	111	80	7	2	0	1	0	1	91	223
15:30	22	0	1	0	0	0	0	23	78	10	1	0	1	0	0	90	101	5	3	0	3	0	4	116	229
15:45	8	0	0	0	0	0	0	8	79	21	4	0	4	0	1	109	85	7	0	0	4	1	0	97	214
1 Hr	72	1	1	0	0	0	0	74	331	45	9	0	14	0	5	404	330	25	6	1	11	3	11	387	865
16:00	8	0	0	0	0	0	0	8	79	20	3	0	1	0	2	105	80	6	1	0	2	0	0	89	202
16:15	4	0	0	0	0	0	0	4	117	13	3	0	5	0	2	140	63	6	1	0	2	0	1	73	217
16:30	5	0	0	0	0	0	0	5	117	26	2	0	3	0	5	153	81	4	1	0	3	0	0	89	247
16:45	5	0	0	0	0	0	1	6	115	17	2	0	1	2	8	145	57	3	3	0	4	1	4	72	223
1 Hr	22	0	0	0	0	0	1	23	428	76	10	0	10	2	17	543	281	19	6	0	11	1	5	323	889
17:00	4	0	0	0	0	0	1	5	130	17	0	0	4	2	3	156	72	8	1	0	4	0	2	87	248
17:15	3	0	0	0	0	0	0	3	132	22	3	0	0	4	6	167	69	2	2	0	3	0	2	78	248
17:30	3	0	0	0	0	0	0	3	132	10	1	0	7	0	6	156	68	2	0	0	4	2	3	79	238
17:45	15	1	0	0	0	0	0	16	107	8	0	0	4	1	7	127	66	3	0	0	3	0	0	72	215
1 Hr	25	1	0	0	0	0	1	27	501	57	4	0	15	7	22	606	275	15	3	0	14	2	7	316	949
18:00	15	2	0	0	0	0	0	17	116	11	0	0	3	1	17	148	57	4	0	0	2	1	2	66	231
18:15	15	1	0	0	0	0	0	16	118	10	0	0	5	1	12	146	62	4	0	0	2	0	2	70	232
18:30	8	1	0	0	0	0	0	9	107	3	0	0	4	2	7	123	49	3	0	0	4	0	3	59	191
18:45	67	3	0	0	0	0	0	70	118	9	1	0	3	1	7	139	63	3	0	0	2	0	0	68	277
1 Hr	105	7	0	0	0	0	0	112	459	33	1	0	15	5	43	556	231	14	0	0	10	1	7	263	931
Total	845	40	3	0	0	2	7	897	4089	452	87	7	130	35	151	4951	3393	358	69	7	142	36	158	4163	10011

Tracsis plc
Traffic and Data Services

3319-IRE Woodbrook Traffic Surveys
Junction Turning Count
15/05/2018

Site 5 - Dublin Road(N) / Dublin Road(SSE) / Crinken Lane

Origin : Arm A Dublin Road(N)

	Destination : Arm A Dublin Road(N)								**Destination :** Arm B Dublin Road(SSE)								**Destination :** Arm C Crinken Lane								Arm
	Car	LGV	OGV1	OGV2	PSV	MC	PC	Total	Car	LGV	OGV1	OGV2	PSV	MC	PC	Total	Car	LGV	OGV1	OGV2	PSV	MC	PC	Total	Totals
07:00	0	0	0	0	0	0	0	0	25	4	1	0	1	0	1	32	2	1	0	0	0	0	0	3	35
07:15	0	0	0	0	0	0	0	0	28	3	2	0	2	0	1	36	2	0	0	0	0	0	0	2	38
07:30	0	0	0	0	0	0	0	0	57	10	0	0	2	0	1	70	6	0	1	0	0	0	0	7	77
07:45	0	0	0	0	0	0	0	0	54	13	2	0	3	1	2	75	8	0	0	0	0	0	0	8	83
1 Hr	0	0	0	0	0	0	0	0	164	30	5	0	8	1	5	213	18	1	1	0	0	0	0	20	233
08:00	0	0	0	0	0	0	0	0	64	7	5	0	3	1	0	80	7	3	0	0	0	0	0	10	90
08:15	0	0	0	0	0	0	0	0	95	4	2	0	3	1	3	108	7	1	0	0	0	1	0	9	117
08:30	0	0	0	0	0	0	0	0	83	8	1	0	2	0	3	97	24	1	0	0	0	0	0	25	122
08:45	0	0	0	0	0	0	0	0	86	4	1	0	2	1	6	100	14	0	1	0	0	0	0	15	115
1 Hr	0	0	0	0	0	0	0	0	328	23	9	0	10	3	12	385	52	5	1	0	0	1	0	59	444
09:00	0	0	0	0	0	0	0	0	84	5	3	0	3	0	0	95	14	1	0	0	0	0	0	15	110
09:15	0	0	0	0	0	0	0	0	73	8	2	0	3	1	3	90	7	0	0	0	0	0	0	7	97
09:30	0	0	0	0	0	0	0	0	62	4	3	0	5	0	2	76	3	2	0	0	0	0	0	5	81
09:45	0	0	0	0	0	0	0	0	64	10	5	0	1	0	1	81	10	3	0	0	0	0	0	13	94
1 Hr	0	0	0	0	0	0	0	0	283	27	13	0	12	1	6	342	34	6	0	0	0	0	0	40	382
10:00	0	0	0	0	0	0	0	0	77	1	1	0	2	0	2	83	9	1	0	0	0	0	0	10	93
10:15	0	0	0	0	0	0	0	0	54	5	1	11	5	1	1	78	8	1	0	0	0	0	1	10	88
10:30	0	0	0	0	0	0	0	0	53	11	3	0	2	1	1	71	13	1	0	0	0	0	0	14	85
10:45	0	0	0	0	0	0	0	0	71	11	3	0	2	1	0	88	10	1	0	0	0	0	0	11	99
1 Hr	0	0	0	0	0	0	0	0	255	28	8	11	11	3	4	320	40	4	0	0	0	0	1	45	365
11:00	0	0	0	0	0	0	0	0	91	12	0	0	4	1	3	111	5	1	0	0	0	0	1	7	118
11:15	0	0	0	0	0	0	0	0	50	9	2	0	1	0	1	63	5	1	0	0	0	0	0	6	69
11:30	0	0	1	0	0	0	0	1	90	12	2	0	1	0	3	108	4	2	1	0	0	0	0	7	116
11:45	0	0	0	0	0	0	0	0	67	2	4	0	3	0	5	81	6	0	0	0	0	0	0	6	87
1 Hr	0	0	1	0	0	0	0	1	298	35	8	0	9	1	12	363	20	4	1	0	0	0	1	26	390
12:00	0	0	0	0	0	0	0	0	79	10	1	0	2	2	1	95	8	1	0	0	0	0	0	9	104
12:15	0	0	0	0	0	0	0	0	65	7	2	0	2	1	2	79	8	1	0	0	0	0	0	9	88
12:30	0	0	0	0	0	0	0	0	78	9	2	0	2	2	3	96	3	0	0	0	0	1	1	5	101
12:45	0	0	0	0	0	0	0	0	81	5	4	1	2	1	0	94	13	1	0	0	0	0	0	14	108
1 Hr	0	0	0	0	0	0	0	0	303	31	9	1	8	6	6	364	32	3	0	0	0	1	1	37	401
13:00	0	0	0	0	0	0	0	0	80	4	1	0	2	0	2	89	7	0	0	0	0	0	0	7	96
13:15	0	0	0	0	0	0	0	0	94	4	0	0	2	0	1	101	10	0	0	0	0	0	0	10	111
13:30	0	0	0	0	0	0	0	0	98	8	0	0	3	0	0	109	10	2	0	0	0	0	0	12	121
13:45	0	0	0	0	0	0	0	0	85	6	1	0	0	0	0	92	7	0	0	0	0	0	0	7	99
1 Hr	0	0	0	0	0	0	0	0	357	22	2	0	7	0	3	391	34	2	0	0	0	0	0	36	427
14:00	0	0	0	0	0	0	0	0	77	8	3	0	3	0	3	94	12	1	0	0	0	0	0	13	107
14:15	0	0	0	0	0	0	0	0	69	8	0	0	4	0	0	81	8	2	0	0	0	0	0	10	91
14:30	0	0	0	0	0	0	0	0	78	11	2	0	3	0	1	95	10	1	0	0	0	0	0	11	106
14:45	0	0	0	0	0	0	0	0	91	6	3	0	0	1	1	102	6	1	0	0	0	0	0	7	109
1 Hr	0	0	0	0	0	0	0	0	315	33	8	0	10	1	5	372	36	5	0	0	0	0	0	41	413
15:00	0	0	0	0	0	0	0	0	82	4	3	0	4	0	0	93	11	2	0	0	0	0	0	13	106
15:15	0	0	0	0	0	0	0	0	84	6	1	0	5	0	0	96	13	0	1	1	0	0	1	16	112
15:30	0	0	0	0	0	0	0	0	68	8	0	0	1	0	0	77	9	1	1	0	0	0	0	11	88
15:45	0	0	0	0	0	0	0	0	69	19	4	0	4	0	0	96	10	1	0	0	0	0	0	11	107
1 Hr	0	0	0	0	0	0	0	0	303	37	8	0	14	0	0	362	43	4	2	1	0	0	1	51	413
16:00	0	0	0	0	0	0	0	0	73	15	4	0	1	0	0	93	8	1	0	0	0	0	0	9	102
16:15	0	0	0	0	0	0	0	0	110	12	2	0	5	0	0	129	15	0	0	0	0	0	0	15	144
16:30	0	0	0	0	0	0	0	0	101	23	1	0	3	0	0	128	16	2	0	0	0	0	0	18	146
16:45	0	0	0	0	0	0	0	0	110	18	2	0	1	2	0	133	14	1	0	0	0	0	0	15	148
1 Hr	0	0	0	0	0	0	0	0	394	68	9	0	10	2	0	483	53	4	0	0	0	0	0	57	540
17:00	0	0	0	0	0	0	0	0	117	20	0	0	4	2	0	143	14	4	0	0	0	0	0	18	161
17:15	0	0	0	0	0	0	0	0	129	20	1	1	2	4	0	157	13	1	0	0	0	0	0	14	171
17:30	0	0	0	0	0	0	0	0	120	10	1	0	6	1	0	138	22	1	0	0	0	0	0	23	161
17:45	0	0	0	0	0	0	0	0	109	11	0	0	4	0	0	124	16	0	0	0	0	0	0	16	140
1 Hr	0	0	0	0	0	0	0	0	475	61	2	1	16	7	0	562	65	6	0	0	0	0	0	71	633
18:00	0	0	0	0	0	0	0	0	122	10	0	0	4	1	11	148	15	1	0	0	0	1	0	17	165
18:15	0	0	0	0	0	0	0	0	118	12	0	0	4	1	11	146	12	1	0	0	0	0	0	13	159
18:30	0	0	0	0	0	0	0	0	104	3	0	0	5	2	7	121	17	0	0	0	0	1	1	19	140
18:45	0	0	0	0	0	0	0	0	140	9	1	0	2	1	7	160	14	2	0	0	0	0	0	16	176
1 Hr	0	0	0	0	0	0	0	0	484	34	1	0	15	5	36	575	58	4	0	0	0	2	1	65	640
Total	0	0	1	0	0	0	0	1	3959	429	82	13	130	30	89	4732	485	48	5	1	0	4	5	548	5281

Tracsis plc
Traffic and Data Services

3319-IRE Woodbrook Traffic Surveys
Junction Turning Count
15/05/2018

Site 5 - Dublin Road(N) / Dublin Road(SSE) / Crinken Lane

Origin : Arm B Dublin Road(SSE)

	Destination : Arm A Dublin Road(N)								**Destination :** Arm B Dublin Road(SSE)								**Destination :** Arm C Crinken Lane								
	Car	LGV	OGV1	OGV2	PSV	MC	PC	Total	Car	LGV	OGV1	OGV2	PSV	MC	PC	Total	Car	LGV	OGV1	OGV2	PSV	MC	PC	Total	Arm Totals
07:00	30	6	3	0	2	0	8	49	0	0	0	0	0	0	0	0	9	0	1	0	0	0	0	10	59
07:15	41	5	1	0	4	0	13	64	0	0	0	0	0	0	0	0	3	0	0	0	0	0	0	3	67
07:30	57	13	3	0	2	0	10	85	0	0	0	0	0	0	0	0	6	2	0	0	0	0	1	9	94
07:45	59	8	3	0	5	3	17	95	0	0	0	0	0	0	0	0	3	3	0	1	0	0	1	8	103
1 Hr	187	32	10	0	13	3	48	293	0	0	0	0	0	0	0	0	21	5	1	1	0	0	2	30	323
08:00	74	6	3	0	9	0	10	102	0	0	0	0	0	0	0	0	6	2	0	0	0	0	0	8	110
08:15	88	9	3	0	4	1	15	120	0	0	0	0	0	0	0	0	7	0	1	0	0	0	0	8	128
08:30	76	7	4	0	3	3	3	96	0	0	0	0	0	0	0	0	16	1	0	0	0	0	0	17	113
08:45	67	7	2	0	1	2	3	82	0	0	0	0	0	0	0	0	6	1	0	0	0	0	0	7	89
1 Hr	305	29	12	0	17	6	31	400	0	0	0	0	0	0	0	0	35	4	1	0	0	0	0	40	440
09:00	44	7	2	0	7	2	4	66	0	0	0	0	0	0	0	0	8	0	0	1	0	0	0	9	75
09:15	59	15	0	0	2	0	2	78	0	0	0	0	0	0	0	0	5	0	0	0	0	0	0	5	83
09:30	66	14	1	0	3	0	1	85	0	0	0	0	0	0	0	0	5	0	0	0	0	0	0	5	90
09:45	65	6	3	0	3	1	3	81	0	0	0	0	0	0	0	0	10	0	0	0	0	0	0	10	91
1 Hr	234	42	6	0	15	3	10	310	0	0	0	0	0	0	0	0	28	0	0	1	0	0	0	29	339
10:00	53	7	2	0	3	2	3	70	0	0	0	0	0	0	0	0	9	1	0	0	0	0	0	10	80
10:15	65	8	0	0	3	0	3	79	0	0	0	0	0	0	0	0	9	1	0	1	0	0	0	11	90
10:30	59	5	0	0	3	0	1	68	0	0	0	0	0	0	0	0	3	0	0	0	0	0	1	4	72
10:45	62	8	4	0	2	4	2	82	0	0	0	0	0	0	0	0	0	2	0	0	0	0	0	2	84
1 Hr	239	28	6	0	11	6	9	299	0	0	0	0	0	0	0	0	21	4	0	1	0	0	1	27	326
11:00	74	13	2	0	3	0	1	93	0	0	0	0	0	0	0	0	4	0	0	0	0	1	0	5	98
11:15	56	12	3	0	1	0	6	78	0	0	0	0	0	0	0	0	7	0	0	0	0	1	0	8	86
11:30	65	5	0	0	4	0	1	75	0	0	0	0	0	0	0	0	4	0	0	0	0	0	0	4	79
11:45	80	14	1	0	2	0	1	98	0	0	0	0	0	0	0	0	5	2	0	0	0	0	0	7	105
1 Hr	275	44	6	0	10	0	9	344	0	0	0	0	0	0	0	0	20	2	0	0	0	2	0	24	368
12:00	67	8	1	0	3	0	4	83	0	0	0	0	0	0	0	0	3	1	0	0	0	0	0	4	87
12:15	79	12	2	0	3	1	1	98	0	0	0	0	0	0	0	0	3	0	1	0	0	0	0	4	102
12:30	76	7	2	0	3	0	0	88	0	0	0	0	0	0	0	0	8	1	0	0	0	0	0	9	97
12:45	63	10	1	0	2	2	0	78	0	0	0	0	0	0	0	0	10	0	0	0	0	0	0	10	88
1 Hr	285	37	6	0	11	3	5	347	0	0	0	0	0	0	0	0	24	2	1	0	0	0	0	27	374
13:00	85	4	0	0	3	0	3	95	0	0	0	0	0	0	0	0	5	0	0	0	0	0	0	5	100
13:15	53	8	0	0	2	0	2	65	0	0	0	0	0	0	0	0	5	0	0	0	0	0	1	6	71
13:30	62	3	1	0	3	0	2	71	0	0	0	0	0	0	0	0	8	1	0	0	0	0	0	9	80
13:45	68	6	3	0	2	3	3	85	0	0	0	0	0	0	0	0	4	0	0	0	0	0	0	4	89
1 Hr	268	21	4	0	10	3	10	316	0	0	0	0	0	0	0	0	22	1	0	0	0	0	1	24	340
14:00	85	4	3	0	3	1	2	98	0	0	0	0	0	0	0	0	7	2	0	0	0	0	0	9	107
14:15	85	8	3	0	1	0	2	99	0	0	0	0	0	0	0	0	5	1	0	0	0	0	1	7	106
14:30	65	7	2	0	3	0	1	78	0	0	0	0	0	0	0	0	5	0	0	0	0	0	0	5	83
14:45	79	8	2	0	2	0	1	92	0	0	0	0	0	0	0	0	9	1	0	0	0	1	0	11	103
1 Hr	314	27	10	0	9	1	6	367	0	0	0	0	0	0	0	0	26	4	0	0	0	1	1	32	399
15:00	54	5	1	1	2	1	2	66	0	0	0	0	0	0	0	0	5	1	0	0	0	1	1	8	74
15:15	75	5	2	0	1	0	3	86	0	0	0	0	0	0	0	0	9	2	0	0	0	0	0	11	97
15:30	94	4	1	0	3	0	2	104	0	0	0	0	0	0	0	0	9	2	2	0	0	0	0	13	117
15:45	73	4	0	0	4	1	0	82	0	0	0	0	0	0	0	0	7	1	0	0	0	0	0	8	90
1 Hr	296	18	4	1	10	2	7	338	0	0	0	0	0	0	0	0	30	6	2	0	0	1	1	40	378
16:00	82	6	0	0	2	0	0	90	0	0	0	0	0	0	0	0	2	2	0	0	0	0	0	4	94
16:15	53	6	2	0	1	0	1	63	0	0	0	0	0	0	0	0	9	1	0	0	0	0	0	10	73
16:30	80	4	1	0	3	0	0	88	0	0	0	0	0	0	0	0	3	0	0	0	0	0	0	3	91
16:45	52	3	3	0	5	1	4	68	0	0	0	0	0	0	0	0	4	1	0	0	0	0	0	5	73
1 Hr	267	19	6	0	11	1	5	309	0	0	0	0	0	0	0	0	18	4	0	0	0	0	0	22	331
17:00	65	4	1	0	4	0	1	75	1	0	0	0	0	0	0	1	5	3	0	0	0	0	0	8	84
17:15	61	3	2	0	3	0	3	72	0	0	0	0	0	0	0	0	3	0	0	0	0	0	0	3	75
17:30	71	1	1	0	4	1	3	81	0	0	0	0	0	0	0	0	6	0	0	0	0	0	0	6	87
17:45	64	2	0	0	3	0	1	70	0	0	0	0	0	0	0	0	5	0	0	0	0	0	0	5	75
1 Hr	261	10	4	0	14	1	8	298	1	0	0	0	0	0	0	1	19	3	0	0	0	0	0	22	321
18:00	53	2	0	0	2	1	1	59	0	0	0	0	0	0	0	0	3	1	0	0	0	0	1	5	64
18:15	57	3	0	0	2	0	1	63	0	0	0	0	0	0	0	0	5	0	0	0	0	0	1	6	69
18:30	52	2	0	0	4	0	3	61	0	0	0	0	0	0	0	0	1	0	0	0	0	0	0	1	62
18:45	57	3	0	0	2	0	0	62	0	0	0	0	0	0	0	0	4	0	0	0	0	0	0	4	66
1 Hr	219	10	0	0	10	1	5	245	0	0	0	0	0	0	0	0	13	1	0	0	0	0	2	16	261
Total	3150	317	74	1	141	30	153	3866	1	0	0	0	0	0	0	1	277	36	5	3	0	4	8	333	4200

Tracsis plc
Traffic and Data Services

3319-IRE Woodbrook Traffic Surveys
Junction Turning Count
15/05/2018

Site 5 - Dublin Road(N) / Dublin Road(SSE) / Crinken Lane

Origin : Arm C Crinken Lane

	Destination : Arm A Dublin Road(N)								**Destination :** Arm B Dublin Road(SSE)								**Destination :** Arm C Crinken Lane								
	Car	LGV	OGV1	OGV2	PSV	MC	PC	Total	Car	LGV	OGV1	OGV2	PSV	MC	PC	Total	Car	LGV	OGV1	OGV2	PSV	MC	PC	Total	Arm Totals
07:00	3	0	0	0	0	0	0	3	7	2	0	0	0	0	0	9	0	0	0	0	0	0	0	0	12
07:15	6	0	0	0	0	0	0	6	4	2	0	0	0	0	1	7	0	0	0	0	0	0	0	0	13
07:30	8	0	0	0	0	1	0	9	7	0	0	0	0	0	0	7	0	0	0	0	0	0	0	0	16
07:45	13	0	0	0	0	0	1	14	5	1	1	0	0	1	0	8	0	0	0	0	0	0	0	0	22
1 Hr	30	0	0	0	0	1	1	32	23	5	1	0	0	1	1	31	0	0	0	0	0	0	0	0	63
08:00	12	3	0	0	0	0	0	15	4	1	0	0	0	0	0	5	0	0	0	0	0	0	0	0	20
08:15	12	1	0	0	0	0	0	13	19	0	0	0	0	0	0	19	0	0	0	0	0	0	0	0	32
08:30	22	0	0	0	0	0	0	22	9	2	0	0	0	0	0	11	0	0	0	0	0	0	0	0	33
08:45	22	0	0	0	0	0	0	22	10	1	0	0	0	0	0	11	0	0	0	0	0	0	0	0	33
1 Hr	68	4	0	0	0	0	0	72	42	4	0	0	0	0	0	46	0	0	0	0	0	0	0	0	118
09:00	22	1	1	0	0	0	0	24	11	1	0	0	0	1	0	13	0	0	0	0	0	0	0	0	37
09:15	5	2	0	0	0	0	0	7	9	0	0	0	0	0	0	9	0	0	0	0	0	0	0	0	16
09:30	11	0	1	0	0	0	0	12	10	1	1	1	0	0	0	13	0	0	0	0	0	0	0	0	25
09:45	13	1	0	0	0	0	0	14	11	1	0	0	0	0	5	17	0	0	0	0	0	0	0	0	31
1 Hr	51	4	2	0	0	0	0	57	41	3	1	1	0	1	5	52	0	0	0	0	0	0	0	0	109
10:00	9	3	0	0	0	0	0	12	10	2	0	0	0	0	0	12	0	0	0	0	0	0	0	0	24
10:15	6	0	0	0	0	0	1	7	4	0	0	0	0	0	0	4	0	0	0	0	0	0	0	0	11
10:30	7	1	0	0	0	0	0	8	10	0	0	0	0	0	1	11	0	0	0	0	0	0	0	0	19
10:45	10	1	1	0	0	0	0	12	6	0	0	0	0	0	0	6	0	0	0	0	0	0	0	0	18
1 Hr	32	5	1	0	0	0	1	39	30	2	0	0	0	0	1	33	0	0	0	0	0	0	0	0	72
11:00	9	1	0	0	0	0	0	10	6	1	0	0	0	1	0	8	0	0	0	0	0	0	0	0	18
11:15	8	0	0	0	0	0	0	8	1	1	0	0	0	0	0	2	0	0	0	0	0	0	0	0	10
11:30	6	0	0	0	0	1	0	7	8	0	1	0	0	0	0	9	0	0	0	0	0	0	0	0	16
11:45	5	1	0	0	0	0	0	6	3	0	1	0	0	0	0	4	0	0	0	0	0	0	0	0	10
1 Hr	28	2	0	0	0	1	0	31	18	2	2	0	0	1	0	23	0	0	0	0	0	0	0	0	54
12:00	10	1	0	0	0	0	0	11	8	0	0	0	0	0	1	9	0	0	0	0	0	0	0	0	20
12:15	7	1	0	0	0	0	0	8	10	1	0	0	0	0	0	11	0	0	0	0	0	0	0	0	19
12:30	7	0	0	0	0	0	0	7	4	0	0	0	1	0	0	5	0	0	0	0	0	0	0	0	12
12:45	10	0	1	0	0	0	0	11	3	1	0	0	0	0	0	4	0	0	0	0	0	0	0	0	15
1 Hr	34	2	1	0	0	0	0	37	25	2	0	0	1	0	1	29	0	0	0	0	0	0	0	0	66
13:00	13	0	0	0	0	0	0	13	6	0	1	0	0	0	0	7	0	0	0	0	0	0	0	0	20
13:15	8	2	0	0	0	0	0	10	4	0	0	0	0	0	0	4	0	0	0	0	0	0	0	0	14
13:30	14	0	0	0	0	1	0	15	6	0	0	0	0	0	0	6	0	0	0	0	0	0	0	0	21
13:45	11	0	0	0	0	0	0	11	5	1	0	0	0	0	0	6	0	0	0	0	0	0	0	0	17
1 Hr	46	2	0	0	0	1	0	49	21	1	1	0	0	0	0	23	0	0	0	0	0	0	0	0	72
14:00	8	0	0	0	0	0	0	8	5	2	0	0	0	0	0	7	0	0	0	0	0	0	0	0	15
14:15	8	0	0	0	0	0	0	8	3	2	0	0	0	0	0	5	0	0	0	0	0	0	0	0	13
14:30	13	0	0	0	0	0	0	13	7	0	1	0	0	0	0	8	0	0	0	0	0	0	0	0	21
14:45	14	0	0	0	0	1	0	15	8	1	0	0	0	0	0	9	0	0	0	0	0	0	0	0	24
1 Hr	43	0	0	0	0	1	0	44	23	5	1	0	0	0	0	29	0	0	0	0	0	0	0	0	73
15:00	9	0	1	0	0	0	1	11	7	1	0	0	0	0	0	8	0	0	0	0	0	0	0	0	19
15:15	7	0	0	0	0	0	0	7	10	3	1	0	0	0	0	14	0	0	0	0	0	0	0	0	21
15:30	12	1	0	0	0	0	0	13	14	0	0	0	0	0	0	14	0	0	0	0	0	0	0	0	27
15:45	15	3	0	0	0	0	0	18	8	2	2	0	0	0	0	12	0	0	0	0	0	0	0	0	30
1 Hr	43	4	1	0	0	0	1	49	39	6	3	0	0	0	0	48	0	0	0	0	0	0	0	0	97
16:00	13	1	0	0	0	0	0	14	9	1	1	1	0	0	0	12	0	0	0	0	0	0	0	0	26
16:15	9	1	0	0	0	0	0	10	7	3	1	0	0	0	0	11	0	0	0	0	0	0	0	0	21
16:30	23	1	0	0	0	0	0	24	9	3	0	0	0	0	0	12	0	0	0	0	0	0	0	0	36
16:45	15	1	0	0	0	0	0	16	8	0	0	0	0	0	1	9	0	0	0	0	0	0	0	0	25
1 Hr	60	4	0	0	0	0	0	64	33	7	2	1	0	0	1	44	0	0	0	0	0	0	0	0	108
17:00	17	2	0	0	0	0	0	19	7	1	0	0	0	0	0	8	0	0	0	0	0	0	0	0	27
17:15	8	0	0	0	0	0	0	8	5	1	0	0	0	0	0	6	0	0	0	0	0	0	0	0	14
17:30	14	3	0	0	0	0	0	17	6	1	0	0	0	0	0	7	0	0	0	0	0	0	0	0	24
17:45	16	1	0	0	0	0	0	17	6	0	0	0	0	0	0	6	0	0	0	0	0	0	0	0	23
1 Hr	55	6	0	0	0	0	0	61	24	3	0	0	0	0	0	27	0	0	0	0	0	0	0	0	88
18:00	14	1	0	0	0	1	0	16	9	2	0	0	0	0	2	13	0	0	0	0	0	0	0	0	29
18:15	14	1	0	0	0	0	0	15	4	0	0	0	0	0	0	4	0	0	0	0	0	0	0	0	19
18:30	15	1	0	0	0	0	0	16	4	1	0	0	0	0	0	5	0	0	0	0	0	0	0	0	21
18:45	11	2	0	0	0	0	0	13	11	1	0	0	0	0	0	12	0	0	0	0	0	0	0	0	25
1 Hr	54	5	0	0	0	1	0	60	28	4	0	0	0	0	2	34	0	0	0	0	0	0	0	0	94
Total	544	38	5	0	0	5	3	595	347	44	11	2	1	3	11	419	0	0	0	0	0	0	0	0	1014

Tracsis plc
Traffic and Data Services

3319-IRE Woodbrook Traffic Surveys
Junction Turning Count
15/05/2018

Site 5 - Dublin Road(N) / Dublin Road(SSE) / Crinken Lane

ORIGIN SUMMARY

	Origin : Arm A Dublin Road(N)							Total	**Origin :** Arm B Dublin Road(SSE)							Total	**Origin :** Arm C Crinken Lane							Total	Origin Totals
	Car	LGV	OGV1	OGV2	PSV	MC	PC		Car	LGV	OGV1	OGV2	PSV	MC	PC		Car	LGV	OGV1	OGV2	PSV	MC	PC		
07:00	27	5	1	0	1	0	1	35	39	6	4	0	2	0	8	59	10	2	0	0	0	0	0	12	106
07:15	30	3	2	0	2	0	1	38	44	5	1	0	4	0	13	67	10	2	0	0	0	0	1	13	118
07:30	63	10	1	0	2	0	1	77	63	15	3	0	2	0	11	94	15	0	0	0	0	1	0	16	187
07:45	62	13	2	0	3	1	2	83	62	11	3	1	5	3	18	103	18	1	1	0	0	1	1	22	208
1 Hr	182	31	6	0	8	1	5	233	208	37	11	1	13	3	50	323	53	5	1	0	0	2	2	63	619
08:00	71	10	5	0	3	1	0	90	80	8	3	0	9	0	10	110	16	4	0	0	0	0	0	20	220
08:15	102	5	2	0	3	2	3	117	95	9	4	0	4	1	15	128	31	1	0	0	0	0	0	32	277
08:30	107	9	1	0	2	0	3	122	92	8	4	0	3	3	3	113	31	2	0	0	0	0	0	33	268
08:45	100	4	2	0	2	1	6	115	73	8	2	0	1	2	3	89	32	1	0	0	0	0	0	33	237
1 Hr	380	28	10	0	10	4	12	444	340	33	13	0	17	6	31	440	110	8	0	0	0	0	0	118	1002
09:00	98	6	3	0	3	0	0	110	52	7	2	1	7	2	4	75	33	2	1	0	0	1	0	37	222
09:15	80	8	2	0	3	1	3	97	64	15	0	0	2	0	2	83	14	2	0	0	0	0	0	16	196
09:30	65	6	3	0	5	0	2	81	71	14	1	0	3	0	1	90	21	1	2	1	0	0	0	25	196
09:45	74	13	5	0	1	0	1	94	75	6	3	0	3	1	3	91	24	2	0	0	0	0	5	31	216
1 Hr	317	33	13	0	12	1	6	382	262	42	6	1	15	3	10	339	92	7	3	1	0	1	5	109	830
10:00	86	2	1	0	2	0	2	93	62	8	2	0	3	2	3	80	19	5	0	0	0	0	0	24	197
10:15	62	6	1	11	5	1	2	88	74	9	0	1	3	0	3	90	10	0	0	0	0	0	1	11	189
10:30	66	12	3	0	2	1	1	85	62	5	0	0	3	0	2	72	17	1	0	0	0	0	1	19	176
10:45	81	12	3	0	2	1	0	99	62	10	4	0	2	4	2	84	16	1	1	0	0	0	0	18	201
1 Hr	295	32	8	11	11	3	5	365	260	32	6	1	11	6	10	326	62	7	1	0	0	0	2	72	763
11:00	96	13	0	0	4	1	4	118	78	13	2	0	3	1	1	98	15	2	0	0	0	1	0	18	234
11:15	55	10	2	0	1	0	1	69	63	12	3	0	1	1	6	86	9	1	0	0	0	0	0	10	165
11:30	94	14	4	0	1	0	3	116	69	5	0	0	4	0	1	79	14	0	1	0	0	1	0	16	211
11:45	73	2	4	0	3	0	5	87	85	16	1	0	2	0	1	105	8	1	1	0	0	0	0	10	202
1 Hr	318	39	10	0	9	1	13	390	295	46	6	0	10	2	9	368	46	4	2	0	0	2	0	54	812
12:00	87	11	1	0	2	2	1	104	70	9	1	0	3	0	4	87	18	1	0	0	0	0	1	20	211
12:15	73	8	2	0	2	1	2	88	82	12	3	0	3	1	1	102	17	2	0	0	0	0	0	19	209
12:30	81	9	2	0	2	3	4	101	84	8	2	0	3	0	0	97	11	0	0	0	1	0	0	12	210
12:45	94	6	4	1	2	1	0	108	73	10	1	0	2	2	0	88	13	1	1	0	0	0	0	15	211
1 Hr	335	34	9	1	8	7	7	401	309	39	7	0	11	3	5	374	59	4	1	0	1	0	1	66	841
13:00	87	4	1	0	2	0	2	96	90	4	0	0	3	0	3	100	19	0	1	0	0	0	0	20	216
13:15	104	4	0	0	2	0	1	111	58	8	0	0	2	0	3	71	12	2	0	0	0	0	0	14	196
13:30	108	10	0	0	3	0	0	121	70	4	1	0	3	0	2	80	20	0	0	0	0	1	0	21	222
13:45	92	6	1	0	0	0	0	99	72	6	3	0	2	3	3	89	16	1	0	0	0	0	0	17	205
1 Hr	391	24	2	0	7	0	3	427	290	22	4	0	10	3	11	340	67	3	1	0	0	1	0	72	839
14:00	89	9	3	0	3	0	3	107	92	6	3	0	3	1	2	107	13	2	0	0	0	0	0	15	229
14:15	77	10	0	0	4	0	0	91	90	9	3	0	1	0	3	106	11	2	0	0	0	0	0	13	210
14:30	88	12	2	0	3	0	1	106	70	7	2	0	3	0	1	83	20	0	1	0	0	0	0	21	210
14:45	97	7	3	0	0	1	1	109	88	9	2	0	2	1	1	103	22	1	0	0	0	1	0	24	236
1 Hr	351	38	8	0	10	1	5	413	340	31	10	0	9	2	7	399	66	5	1	0	0	1	0	73	885
15:00	93	6	3	0	4	0	0	106	59	6	1	1	2	2	3	74	16	1	1	0	0	0	1	19	199
15:15	97	6	2	1	5	0	1	112	84	7	2	0	1	0	3	97	17	3	1	0	0	0	0	21	230
15:30	77	9	1	0	1	0	0	88	103	6	3	0	3	0	2	117	26	1	0	0	0	0	0	27	232
15:45	79	20	4	0	4	0	0	107	80	5	0	0	4	1	0	90	23	5	2	0	0	0	0	30	227
1 Hr	346	41	10	1	14	0	1	413	326	24	6	1	10	3	8	378	82	10	4	0	0	0	1	97	888
16:00	81	16	4	0	1	0	0	102	84	8	0	0	2	0	0	94	22	2	1	1	0	0	0	26	222
16:15	125	12	2	0	5	0	0	144	62	7	2	0	1	0	1	73	16	4	1	0	0	0	0	21	238
16:30	117	25	1	0	3	0	0	146	83	4	1	0	3	0	0	91	32	4	0	0	0	0	0	36	273
16:45	124	19	2	0	1	2	0	148	56	4	3	0	5	1	4	73	23	1	0	0	0	0	1	25	246
1 Hr	447	72	9	0	10	2	0	540	285	23	6	0	11	1	5	331	93	11	2	1	0	0	1	108	979
17:00	131	24	0	0	4	2	0	161	71	7	1	0	4	0	1	84	24	3	0	0	0	0	0	27	272
17:15	142	21	1	1	2	4	0	171	64	3	2	0	3	0	3	75	13	1	0	0	0	0	0	14	260
17:30	142	11	1	0	6	1	0	161	77	1	1	0	4	1	3	87	20	4	0	0	0	0	0	24	272
17:45	125	11	0	0	4	0	0	140	69	2	0	0	3	0	1	75	22	1	0	0	0	0	0	23	238
1 Hr	540	67	2	1	16	7	0	633	281	13	4	0	14	1	8	321	79	9	0	0	0	0	0	88	1042
18:00	137	11	0	0	4	2	11	165	56	3	0	0	2	1	2	64	23	3	0	0	0	1	2	29	258
18:15	130	13	0	0	4	1	11	159	62	3	0	0	2	0	2	69	18	1	0	0	0	0	0	19	247
18:30	121	3	0	0	5	3	8	140	53	2	0	0	4	0	3	62	19	2	0	0	0	0	0	21	223
18:45	154	11	1	0	2	1	7	176	61	3	0	0	2	0	0	66	22	3	0	0	0	0	0	25	267
1 Hr	542	38	1	0	15	7	37	640	232	11	0	0	10	1	7	261	82	9	0	0	0	1	2	94	995
Total	4444	477	88	14	130	34	94	5281	3428	353	79	4	141	34	161	4200	891	82	16	2	1	8	14	1014	10495

Tracsis plc
Traffic and Data Services

3319-IRE Woodbrook Traffic Surveys
Junction Turning Count
15/05/2018

Site 5 - Dublin Road(N) / Dublin Road(SSE) / Crinken Lane

DESTINATION SUMMARY

	Destination : Arm A Dublin Road(N)								**Destination :** Arm B Dublin Road(SSE)								**Destination :** Arm C Crinken Lane								
	Car	LGV	OGV1	OGV2	PSV	MC	PC	Total	Car	LGV	OGV1	OGV2	PSV	MC	PC	Total	Car	LGV	OGV1	OGV2	PSV	MC	PC	Total	Dest Totals
07:00	33	6	3	0	2	0	8	52	32	6	1	0	1	0	1	41	11	1	1	0	0	0	0	13	106
07:15	47	5	1	0	4	0	13	70	32	5	2	0	2	0	2	43	5	0	0	0	0	0	0	5	118
07:30	65	13	3	0	2	1	10	94	64	10	0	0	2	0	1	77	12	2	1	0	0	0	1	16	187
07:45	72	8	3	0	5	3	18	109	59	14	3	0	3	2	2	83	11	3	0	1	0	0	1	16	208
1 Hr	217	32	10	0	13	4	49	325	187	35	6	0	8	2	6	244	39	6	2	1	0	0	2	50	619
08:00	86	9	3	0	9	0	10	117	68	8	5	0	3	1	0	85	13	5	0	0	0	0	0	18	220
08:15	100	10	3	0	4	1	15	133	114	4	2	0	3	1	3	127	14	1	1	0	0	1	0	17	277
08:30	98	7	4	0	3	3	3	118	92	10	1	0	2	0	3	108	40	2	0	0	0	0	0	42	268
08:45	89	7	2	0	1	2	3	104	96	5	1	0	2	1	6	111	20	1	1	0	0	0	0	22	237
1 Hr	373	33	12	0	17	6	31	472	370	27	9	0	10	3	12	431	87	9	2	0	0	1	0	99	1002
09:00	66	8	3	0	7	2	4	90	95	6	3	0	3	1	0	108	22	1	0	1	0	0	0	24	222
09:15	64	17	0	0	2	0	2	85	82	8	2	0	3	1	3	99	12	0	0	0	0	0	0	12	196
09:30	77	14	2	0	3	0	1	97	72	5	4	1	5	0	2	89	8	2	0	0	0	0	0	10	196
09:45	78	7	3	0	3	1	3	95	75	11	5	0	1	0	6	98	20	3	0	0	0	0	0	23	216
1 Hr	285	46	8	0	15	3	10	367	324	30	14	1	12	2	11	394	62	6	0	1	0	0	0	69	830
10:00	62	10	2	0	3	2	3	82	87	3	1	0	2	0	2	95	18	2	0	0	0	0	0	20	197
10:15	71	8	0	0	3	0	4	86	58	5	1	11	5	1	1	82	17	2	0	1	0	0	1	21	189
10:30	66	6	0	0	3	0	1	76	63	11	3	0	2	1	2	82	16	1	0	0	0	0	1	18	176
10:45	72	9	5	0	2	4	2	94	77	11	3	0	2	1	0	94	10	3	0	0	0	0	0	13	201
1 Hr	271	33	7	0	11	6	10	338	285	30	8	11	11	3	5	353	61	8	0	1	0	0	2	72	763
11:00	83	14	2	0	3	0	1	103	97	13	0	0	4	2	3	119	9	1	0	0	0	1	1	12	234
11:15	64	12	3	0	1	0	6	86	51	10	2	0	1	0	1	65	12	1	0	0	0	1	0	14	165
11:30	71	5	1	0	4	1	1	83	98	12	3	0	1	0	3	117	8	2	1	0	0	0	0	11	211
11:45	85	15	1	0	2	0	1	104	70	2	5	0	3	0	5	85	11	2	0	0	0	0	0	13	202
1 Hr	303	46	7	0	10	1	9	376	316	37	10	0	9	2	12	386	40	6	1	0	0	2	1	50	812
12:00	77	9	1	0	3	0	4	94	87	10	1	0	2	2	2	104	11	2	0	0	0	0	0	13	211
12:15	86	13	2	0	3	1	1	106	75	8	2	0	2	1	2	90	11	1	1	0	0	0	0	13	209
12:30	83	7	2	0	3	0	0	95	82	9	2	0	3	2	3	101	11	1	0	0	0	1	1	14	210
12:45	73	10	2	0	2	2	0	89	84	6	4	1	2	1	0	98	23	1	0	0	0	0	0	24	211
1 Hr	319	39	7	0	11	3	5	384	328	33	9	1	9	6	7	393	56	5	1	0	0	1	1	64	841
13:00	98	4	0	0	3	0	3	108	86	4	2	0	2	0	2	96	12	0	0	0	0	0	0	12	216
13:15	61	10	0	0	2	0	2	75	98	4	0	0	2	0	1	105	15	0	0	0	0	0	1	16	196
13:30	76	3	1	0	3	1	2	86	104	8	0	0	3	0	0	115	18	3	0	0	0	0	0	21	222
13:45	79	6	3	0	2	3	3	96	90	7	1	0	0	0	0	98	11	0	0	0	0	0	0	11	205
1 Hr	314	23	4	0	10	4	10	365	378	23	3	0	7	0	3	414	56	3	0	0	0	0	1	60	839
14:00	93	4	3	0	3	1	2	106	82	10	3	0	3	0	3	101	19	3	0	0	0	0	0	22	229
14:15	93	8	3	0	1	0	2	107	72	10	0	0	4	0	0	86	13	3	0	0	0	0	1	17	210
14:30	78	7	2	0	3	0	1	91	85	11	3	0	3	0	1	103	15	1	0	0	0	0	0	16	210
14:45	93	8	2	0	2	1	1	107	99	7	3	0	0	1	1	111	15	2	0	0	0	1	0	18	236
1 Hr	357	27	10	0	9	2	6	411	338	38	9	0	10	1	5	401	62	9	0	0	0	1	1	73	885
15:00	63	5	2	1	2	1	3	77	89	5	3	0	4	0	0	101	16	3	0	0	0	1	1	21	199
15:15	82	5	2	0	1	0	3	93	94	9	2	0	5	0	0	110	22	2	1	1	0	0	1	27	230
15:30	106	5	1	0	3	0	2	117	82	8	0	0	1	0	0	91	18	3	3	0	0	0	0	24	232
15:45	88	7	0	0	4	1	0	100	77	21	6	0	4	0	0	108	17	2	0	0	0	0	0	19	227
1 Hr	339	22	5	1	10	2	8	387	342	43	11	0	14	0	0	410	73	10	4	1	0	1	2	91	888
16:00	95	7	0	0	2	0	0	104	82	16	5	1	1	0	0	105	10	3	0	0	0	0	0	13	222
16:15	62	7	2	0	1	0	1	73	117	15	3	0	5	0	0	140	24	1	0	0	0	0	0	25	238
16:30	103	5	1	0	3	0	0	112	110	26	1	0	3	0	0	140	19	2	0	0	0	0	0	21	273
16:45	67	4	3	0	5	1	4	84	118	18	2	0	1	2	1	142	18	2	0	0	0	0	0	20	246
1 Hr	327	23	6	0	11	1	5	373	427	75	11	1	10	2	1	527	71	8	0	0	0	0	0	79	979
17:00	82	6	1	0	4	0	1	94	125	21	0	0	4	2	0	152	19	7	0	0	0	0	0	26	272
17:15	69	3	2	0	3	0	3	80	134	21	1	1	2	4	0	163	16	1	0	0	0	0	0	17	260
17:30	85	4	1	0	4	1	3	98	126	11	1	0	6	1	0	145	28	1	0	0	0	0	0	29	272
17:45	80	3	0	0	3	0	1	87	115	11	0	0	4	0	0	130	21	0	0	0	0	0	0	21	238
1 Hr	316	16	4	0	14	1	8	359	500	64	2	1	16	7	0	590	84	9	0	0	0	0	0	93	1042
18:00	67	3	0	0	2	2	1	75	131	12	0	0	4	1	13	161	18	2	0	0	0	1	1	22	258
18:15	71	4	0	0	2	0	1	78	122	12	0	0	4	1	11	150	17	1	0	0	0	0	1	19	247
18:30	67	3	0	0	4	0	3	77	108	4	0	0	5	2	7	126	18	0	0	0	0	1	1	20	223
18:45	68	5	0	0	2	0	0	75	151	10	1	0	2	1	7	172	18	2	0	0	0	0	0	20	267
1 Hr	273	15	0	0	10	2	5	305	512	38	1	0	15	5	38	609	71	5	0	0	0	2	3	81	995
Total	3694	355	80	1	141	35	156	4462	4307	473	93	15	131	33	100	5152	762	84	10	4	0	8	13	881	10495

Tracsis plc
Traffic and Data Services

3319-IRE Woodbrook Traffic Surveys
Junction Turning Count
15/05/2018

Site 6 - Dublin Road(N) / Quinn's Road / Dublin Road(S) / Cherrington Road

Origin : Arm A Dublin Road (N)

	Destination : Arm A Dublin Road (N)								**Destination :** Arm B Quinn's Road								**Destination :** Arm C Dublin Road(S)								**Destination :** Arm D Cherrington Road								Arm
	Car	LGV	OGV1	OGV2	PSV	MC	PC	Total	Car	LGV	OGV1	OGV2	PSV	MC	PC	Total	Car	LGV	OGV1	OGV2	PSV	MC	PC	Total	Car	LGV	OGV1	OGV2	PSV	MC	PC	Total	Totals
07:00	0	0	0	0	0	0	0	0	4	0	0	0	0	0	0	4	18	5	1	0	1	0	1	26	2	1	0	0	0	0	0	3	33
07:15	0	1	0	0	0	0	0	1	3	1	0	0	0	0	0	4	24	3	2	0	2	0	0	31	2	0	0	0	0	0	0	2	38
07:30	2	1	0	0	0	0	0	3	4	1	0	0	0	0	0	5	44	8	1	0	2	0	1	56	1	0	0	0	0	0	0	1	65
07:45	2	0	0	0	0	0	0	2	11	2	0	0	0	0	0	13	47	12	2	0	3	1	3	68	0	0	0	0	0	0	0	0	83
1 Hr	4	2	0	0	0	0	0	6	22	4	0	0	0	0	0	26	133	28	6	0	8	1	5	181	5	1	0	0	0	0	0	6	219
08:00	1	0	0	0	0	0	0	1	10	2	1	0	0	0	0	13	48	6	3	0	3	1	0	61	3	0	0	0	0	0	0	3	78
08:15	4	0	0	0	0	0	0	4	4	0	1	0	0	0	0	5	77	4	1	0	3	0	2	87	0	0	0	0	0	0	0	0	96
08:30	3	0	0	0	0	0	0	3	5	0	1	0	0	0	0	6	70	5	2	0	2	2	5	86	0	1	0	0	0	0	0	1	96
08:45	1	1	0	0	0	0	0	2	12	2	0	0	0	0	0	14	89	3	1	0	2	0	5	100	3	0	0	0	0	0	0	3	119
1 Hr	9	1	0	0	0	0	0	10	31	4	3	0	0	0	0	38	284	18	7	0	10	3	12	334	6	1	0	0	0	0	0	7	389
09:00	4	1	0	0	0	0	0	5	15	1	1	0	0	0	0	17	105	4	2	0	3	0	0	114	3	0	0	0	0	0	0	3	139
09:15	4	1	0	0	0	0	0	5	11	0	0	0	0	0	0	11	65	8	1	0	4	1	1	80	0	0	0	0	0	0	0	0	96
09:30	4	0	0	0	0	0	0	4	8	0	0	0	0	0	0	8	60	4	2	1	4	0	3	74	3	0	0	0	0	0	0	3	89
09:45	1	1	0	0	0	0	0	2	11	0	0	0	0	0	0	11	60	13	2	0	1	0	0	76	1	0	0	0	0	0	0	1	90
1 Hr	13	3	0	0	0	0	0	16	45	1	1	0	0	0	0	47	290	29	7	1	12	1	4	344	7	0	0	0	0	0	0	7	414
10:00	1	1	0	0	0	0	0	2	10	1	1	0	0	0	0	12	79	4	0	0	2	0	2	87	1	0	0	0	0	0	0	1	102
10:15	1	1	0	0	0	0	0	2	15	3	0	0	0	0	0	18	63	6	0	1	5	1	1	77	4	0	0	0	0	0	0	4	101
10:30	1	0	0	0	0	0	0	1	8	1	1	0	0	0	0	10	61	9	4	0	2	1	1	78	2	0	0	0	0	0	0	2	91
10:45	0	0	0	0	0	0	0	0	12	2	1	0	0	0	0	15	70	11	2	0	2	0	0	85	3	0	0	0	0	0	0	3	103
1 Hr	3	2	0	0	0	0	0	5	45	7	3	0	0	0	0	55	273	30	6	1	11	2	4	327	10	0	0	0	0	0	0	10	397
11:00	3	0	0	0	0	0	0	3	7	2	0	0	0	0	0	9	79	11	0	0	4	1	6	101	0	0	0	0	0	0	0	0	113
11:15	5	0	0	0	0	0	0	5	13	1	0	0	0	0	0	14	56	7	1	0	1	0	0	65	2	0	0	0	0	0	0	2	86
11:30	0	0	0	0	0	0	0	0	9	3	0	0	0	0	0	12	70	14	3	0	1	0	4	92	0	0	0	0	0	0	0	0	104
11:45	1	0	0	0	0	0	0	1	13	2	0	0	0	0	0	15	73	3	2	1	3	0	2	84	1	0	0	0	0	0	0	1	101
1 Hr	9	0	0	0	0	0	0	9	42	8	0	0	0	0	0	50	278	35	6	1	9	1	12	342	3	0	0	0	0	0	0	3	404
12:00	3	0	0	0	0	0	0	3	18	2	0	0	0	0	0	20	81	7	1	0	2	2	1	94	2	0	0	0	0	0	0	2	119
12:15	1	0	0	0	0	0	0	1	17	0	0	0	0	0	0	17	72	8	2	0	2	1	2	87	1	0	0	0	0	0	0	1	106
12:30	4	1	0	0	0	0	0	5	19	4	0	0	0	1	0	24	76	6	2	1	2	3	4	94	2	0	0	0	0	0	0	2	125
12:45	1	0	0	0	0	0	0	1	13	1	0	0	0	0	0	14	80	6	3	1	2	1	0	93	0	0	0	0	0	0	0	0	108
1 Hr	9	1	0	0	0	0	0	10	67	7	0	0	0	1	0	75	309	27	8	2	8	7	7	368	5	0	0	0	0	0	0	5	458
13:00	4	1	0	0	0	0	0	5	22	3	0	0	0	0	0	25	79	3	0	0	2	0	1	85	4	1	0	0	0	0	0	5	120
13:15	3	0	0	0	0	0	0	3	13	3	0	0	0	0	0	16	99	4	0	0	3	0	0	106	2	0	0	0	0	0	0	2	127
13:30	0	0	0	0	0	0	0	0	11	0	2	0	0	0	0	13	101	5	0	0	2	0	0	108	6	0	0	0	0	0	0	6	127
13:45	2	0	0	0	0	0	0	2	21	1	0	0	0	0	0	22	84	5	0	0	1	0	0	90	3	0	0	0	0	0	0	3	117
1 Hr	9	1	0	0	0	0	0	10	67	7	2	0	0	0	0	76	363	17	0	0	8	0	1	389	15	1	0	0	0	0	0	16	491
14:00	5	0	1	0	0	0	0	6	12	1	0	0	0	0	1	14	78	9	2	0	3	0	3	95	0	1	0	0	0	0	0	1	116
14:15	3	0	0	0	0	0	0	3	16	5	1	0	0	0	0	22	67	7	0	0	3	0	0	77	3	0	0	0	0	0	0	3	105
14:30	5	0	0	0	0	0	0	5	24	1	0	0	0	0	3	28	89	11	1	0	3	0	2	106	4	0	0	0	0	0	0	4	143
14:45	2	0	0	0	0	0	0	2	24	0	0	0	0	0	1	25	92	5	3	0	1	0	1	102	3	1	0	0	0	0	0	4	133
1 Hr	15	0	1	0	0	0	0	16	76	7	1	0	0	0	5	89	326	32	6	0	10	0	6	380	10	2	0	0	0	0	0	12	497
15:00	4	0	0	0	0	0	0	4	26	1	0	0	0	0	0	27	87	5	3	0	3	0	1	99	2	0	0	0	0	0	0	2	132
15:15	2	0	0	0	0	0	0	2	14	0	0	0	0	0	1	15	89	6	2	0	5	0	4	106	0	0	0	0	0	0	0	0	123
15:30	2	1	0	0	0	0	0	3	25	2	0	0	0	2	0	29	75	12	0	0	1	0	0	88	1	0	0	0	0	0	0	1	121
15:45	1	0	0	0	0	0	0	1	19	5	0	0	0	0	0	24	77	16	3	1	4	0	1	102	3	0	0	0	0	0	0	3	130
1 Hr	9	1	0	0	0	0	0	10	84	8	0	0	0	2	1	95	328	39	8	1	13	0	6	395	6	0	0	0	0	0	0	6	506
16:00	5	0	0	0	0	0	0	5	26	4	0	0	0	0	1	31	86	17	3	0	2	0	1	109	5	0	0	0	0	0	0	5	150
16:15	1	0	0	0	0	0	0	1	23	2	0	0	0	0	0	25	110	15	2	0	4	0	3	134	2	0	0	0	0	0	0	2	162
16:30	1	0	0	0	0	0	0	1	22	1	0	0	0	0	0	23	121	19	1	0	3	0	6	150	5	0	0	0	0	0	0	5	179
16:45	3	0	0	0	0	0	0	3	30	0	0	0	0	0	0	30	125	16	1	1	1	2	7	153	2	0	0	0	0	0	0	2	188
1 Hr	10	0	0	0	0	0	0	10	101	7	0	0	0	0	1	109	442	67	7	1	10	2	17	546	14	0	0	0	0	0	0	14	679
17:00	2	0	0	0	0	0	0	2	16	2	0	0	0	2	1	21	126	24	0	0	4	1	3	158	3	1	0	0	0	0	0	4	185
17:15	1	0	0	0	0	0	0	1	24	1	0	0	0	0	1	26	141	18	1	1	2	4	8	175	2	1	0	0	0	0	0	3	205
17:30	1	0	0	0	0	0	0	1	21	2	0	0	0	0	1	24	131	12	1	0	7	3	8	162	3	0	0	0	0	0	0	3	190
17:45	2	0	0	0	0	0	0	2	28	2	0	0	0	0	1	31	145	12	0	0	3	0	9	169	6	0	0	0	0	0	0	6	208
1 Hr	6	0	0	0	0	0	0	6	89	7	0	0	0	2	4	102	543	66	2	1	16	8	28	664	14	2	0	0	0	0	0	16	788
18:00	2	0	0	0	0	0	0	2	37	1	0	0	0	0	0	38	135	10	1	0	4	2	12	164	7	0	0	0	0	1	0	8	212
18:15	3	0	0	0	0	0	0	3	24	0	0	0	0	0	1	25	141	13	0	0	5	2	11	172	6	0	0	0	0	0	0	6	206
18:30	4	0	0	0	0	0	0	4	25	2	1	0	0	1	0	29	125	3	0	0	4	3	9	144	4	0	0	0	0	0	0	4	181
18:45	4	0	0	0	0	0	0	4	18	0	0	0	0	0	0	18	154	12	0	0	2	1	7	176	5	0	0	0	0	0	0	5	203
1 Hr	13	0	0	0	0	0	0	13	104	3	1	0	0	1	1	110	555	38	1	0	15	8	39	656	22	0	0	0	0	1	0	23	802
Total	109	11	1	0	0	0	0	121	773	70	11	0	0	6	12	872	4124	426	64	8	130	33	141	4926	117	7	0	0	0	1	0	125	6044

Tracsis plc
Traffic and Data Services

3319-IRE Woodbrook Traffic Surveys
Junction Turning Count
15/05/2018

Site 6 - Dublin Road(N) / Quinn's Road / Dublin Road(S) / Cherrington Road

Origin : Arm B Quinn's Road

	Destination : Arm A Dublin Road (N)								**Destination :** Arm B Quinn's Road								**Destination :** Arm C Dublin Road(S)								**Destination :** Arm D Cherrington Road								Arm
	Car	LGV	OGV1	OGV2	PSV	MC	PC	Total	Car	LGV	OGV1	OGV2	PSV	MC	PC	Total	Car	LGV	OGV1	OGV2	PSV	MC	PC	Total	Car	LGV	OGV1	OGV2	PSV	MC	PC	Total	Totals
07:00	11	1	0	0	0	0	0	12	0	0	0	0	0	0	0	0	3	1	0	0	0	0	0	4	0	0	0	0	0	0	0	0	16
07:15	19	2	0	0	0	0	0	21	0	0	0	0	0	0	0	0	4	0	0	0	0	0	0	4	0	0	0	0	0	0	0	0	25
07:30	14	0	0	0	0	0	0	14	0	0	0	0	0	0	0	0	8	2	0	0	0	0	0	10	0	0	0	0	0	0	0	0	24
07:45	25	1	0	0	0	1	0	27	0	0	0	0	0	0	0	0	10	2	0	0	0	0	0	12	0	0	0	0	0	0	0	0	39
1 Hr	69	4	0	0	0	1	0	74	0	0	0	0	0	0	0	0	25	5	0	0	0	0	0	30	0	0	0	0	0	0	0	0	104
08:00	23	4	0	0	0	1	2	30	1	0	0	0	0	0	0	1	8	2	2	0	0	0	0	12	0	0	0	0	0	0	0	0	43
08:15	18	3	1	0	0	0	1	23	0	0	0	0	0	0	0	0	15	2	0	0	0	1	0	18	0	0	0	0	0	0	0	0	41
08:30	37	1	0	0	0	1	1	40	0	0	0	0	0	0	0	0	12	0	0	0	0	0	0	12	0	0	0	0	0	0	0	0	52
08:45	31	0	0	0	0	0	0	31	0	0	0	0	0	0	0	0	11	2	0	0	0	1	0	14	0	0	0	0	0	0	0	0	45
1 Hr	109	8	1	0	0	2	4	124	1	0	0	0	0	0	0	1	46	6	2	0	0	2	0	56	0	0	0	0	0	0	0	0	181
09:00	13	1	0	0	0	0	0	14	0	0	0	0	0	0	0	0	8	1	0	0	0	0	0	9	1	0	0	0	0	0	0	1	24
09:15	18	1	1	0	0	1	0	21	0	0	0	0	0	0	0	0	15	0	1	0	0	0	0	16	0	0	0	0	0	0	0	0	37
09:30	9	1	0	0	0	0	0	10	0	0	0	0	0	0	0	0	4	0	0	0	0	0	0	4	1	0	0	0	0	0	0	1	15
09:45	17	2	0	0	0	0	1	20	0	0	0	0	0	0	0	0	8	0	2	0	0	0	0	10	0	0	0	0	0	0	0	0	30
1 Hr	57	5	1	0	0	1	1	65	0	0	0	0	0	0	0	0	35	1	3	0	0	0	0	39	2	0	0	0	0	0	0	2	106
10:00	14	1	0	0	0	0	1	16	0	0	0	0	0	0	0	0	10	0	0	0	0	0	0	10	0	0	0	0	0	0	0	0	26
10:15	11	1	0	0	0	0	0	12	0	0	0	0	0	0	0	0	3	1	1	0	0	0	0	5	0	0	0	0	0	0	0	0	17
10:30	14	2	0	0	0	0	0	16	0	0	1	0	0	0	0	1	7	1	0	1	0	0	0	9	0	0	0	0	0	0	0	0	26
10:45	17	0	1	0	0	0	0	18	0	0	0	0	0	0	0	0	6	0	0	0	0	0	0	6	0	0	0	0	0	0	0	0	24
1 Hr	56	4	1	0	0	0	1	62	0	0	1	0	0	0	0	1	26	2	1	1	0	0	0	30	0	0	0	0	0	0	0	0	93
11:00	17	2	0	0	0	0	1	20	0	0	0	0	0	0	0	0	13	2	0	0	0	0	0	15	1	0	0	0	0	0	0	1	36
11:15	20	3	0	0	0	0	1	24	0	0	0	0	0	0	0	0	7	0	1	0	0	0	0	8	0	0	0	0	0	0	0	0	32
11:30	12	35	1	0	0	0	1	49	0	0	0	0	0	0	0	0	7	2	1	0	0	0	0	10	0	0	0	0	0	0	0	0	59
11:45	20	0	0	0	0	0	0	20	0	0	0	0	0	0	0	0	7	0	0	0	0	0	0	7	0	0	0	0	0	0	0	0	27
1 Hr	69	40	1	0	0	0	3	113	0	0	0	0	0	0	0	0	34	4	2	0	0	0	0	40	1	0	0	0	0	0	0	1	154
12:00	12	0	1	0	0	0	1	14	0	0	0	0	0	0	0	0	5	0	0	0	0	0	1	6	0	1	0	0	0	0	0	1	21
12:15	15	1	0	0	0	0	0	16	0	0	0	0	0	0	0	0	6	1	0	0	0	0	0	7	0	0	0	0	0	0	0	0	23
12:30	16	0	1	0	0	0	0	17	0	0	0	0	0	0	0	0	14	0	0	0	0	0	0	14	1	0	0	0	0	0	0	1	32
12:45	9	2	0	0	0	0	0	11	0	0	0	0	0	0	0	0	8	0	0	0	0	0	0	8	0	0	0	0	0	0	0	0	19
1 Hr	52	3	2	0	0	0	1	58	0	0	0	0	0	0	0	0	33	1	0	0	0	0	1	35	1	1	0	0	0	0	0	2	95
13:00	24	1	0	0	0	0	0	25	0	0	0	0	0	0	0	0	13	2	1	0	0	0	0	16	2	0	0	0	0	0	0	2	43
13:15	16	3	0	0	0	1	0	20	0	0	0	0	0	0	0	0	8	3	0	0	0	0	1	12	0	0	0	0	0	0	0	0	32
13:30	14	0	1	0	0	0	0	15	0	0	0	0	0	0	0	0	10	1	0	0	0	0	0	11	0	0	0	0	0	0	0	0	26
13:45	14	1	0	0	0	0	0	15	0	0	0	0	0	0	0	0	10	0	0	0	0	0	0	10	0	0	0	0	0	0	0	0	25
1 Hr	68	5	1	0	0	1	0	75	0	0	0	0	0	0	0	0	41	6	1	0	0	0	1	49	2	0	0	0	0	0	0	2	126
14:00	24	0	0	0	0	0	0	24	0	0	0	0	0	0	0	0	9	1	1	0	0	0	0	11	0	0	0	0	0	0	0	0	35
14:15	25	2	0	1	0	0	0	28	0	0	0	0	0	0	0	0	3	2	0	0	0	0	0	5	0	0	0	0	0	0	0	0	33
14:30	14	4	1	0	0	0	0	19	0	0	0	0	0	0	0	0	12	2	1	0	0	0	0	15	0	0	0	0	0	0	0	0	34
14:45	15	1	0	1	0	0	2	19	0	0	0	0	0	0	0	0	4	3	0	0	0	0	0	7	0	0	0	0	0	0	0	0	26
1 Hr	78	7	1	2	0	0	2	90	0	0	0	0	0	0	0	0	28	8	2	0	0	0	0	38	0	0	0	0	0	0	0	0	128
15:00	13	0	1	0	0	0	0	14	0	0	0	0	0	0	0	0	10	0	0	0	0	0	0	10	0	0	0	0	0	0	0	0	24
15:15	19	2	0	0	0	1	0	22	0	0	0	0	0	0	0	0	10	0	0	1	0	0	0	11	0	0	0	0	0	0	0	0	33
15:30	14	1	0	0	0	0	0	15	0	0	0	0	0	0	0	0	7	1	1	0	0	0	0	9	1	0	0	0	0	0	0	1	25
15:45	14	1	0	0	0	0	0	15	0	0	0	0	0	0	0	0	12	2	0	0	0	0	0	14	0	0	0	0	0	0	0	0	29
1 Hr	60	4	1	0	0	1	0	66	0	0	0	0	0	0	0	0	39	3	1	1	0	0	0	44	1	0	0	0	0	0	0	1	111
16:00	21	1	0	0	0	0	0	22	0	0	0	0	0	0	0	0	8	2	1	0	0	0	0	11	0	0	0	0	0	0	0	0	33
16:15	14	3	1	0	0	0	0	18	0	0	0	0	0	0	0	0	10	0	0	0	0	0	0	10	0	0	0	0	0	0	0	0	28
16:30	15	0	0	0	0	0	0	15	0	0	0	0	0	0	0	0	11	2	0	0	0	0	0	13	0	0	0	0	0	0	0	0	28
16:45	14	0	0	0	0	0	0	14	0	0	0	0	0	0	0	0	12	1	0	0	0	0	0	13	0	0	0	0	0	0	0	0	27
1 Hr	64	4	1	0	0	0	0	69	0	0	0	0	0	0	0	0	41	5	1	0	0	0	0	47	0	0	0	0	0	0	0	0	116
17:00	26	2	0	0	0	0	0	28	0	0	0	0	0	0	0	0	10	1	0	0	0	0	0	11	1	0	0	0	0	0	0	1	40
17:15	14	0	0	0	0	0	0	14	0	0	0	0	0	0	0	0	7	0	0	0	0	0	0	7	0	0	0	0	0	0	0	0	21
17:30	10	2	0	0	0	0	0	12	0	0	0	0	0	0	0	0	7	0	0	0	0	0	0	7	0	0	0	0	0	0	0	0	19
17:45	12	0	0	0	0	0	0	12	0	0	0	0	0	0	0	0	8	1	0	0	0	0	0	9	0	0	0	0	0	0	0	0	21
1 Hr	62	4	0	0	0	0	0	66	0	0	0	0	0	0	0	0	32	2	0	0	0	0	0	34	1	0	0	0	0	0	0	1	101
18:00	17	0	1	0	0	0	0	18	0	0	0	0	0	0	0	0	8	1	0	0	0	0	0	9	1	0	0	0	0	0	0	1	28
18:15	16	0	0	0	0	0	1	17	0	0	0	0	0	0	0	0	5	0	0	0	0	0	0	5	0	0	0	0	0	0	0	0	22
18:30	18	0	0	0	0	0	0	18	0	0	0	0	0	0	0	0	10	0	0	0	0	0	0	10	1	0	0	0	0	0	0	1	29
18:45	17	0	0	0	0	0	0	17	0	0	0	0	0	0	0	0	13	0	0	0	0	0	0	13	0	0	0	0	0	0	0	0	30
1 Hr	68	0	1	0	0	0	1	70	0	0	0	0	0	0	0	0	36	1	0	0	0	0	0	37	2	0	0	0	0	0	0	2	109
Total	812	88	11	2	0	6	13	932	1	0	1	0	0	0	0	2	416	44	13	2	0	2	2	479	10	1	0	0	0	0	0	11	1424

Tracsis plc
Traffic and Data Services

3319-IRE Woodbrook Traffic Surveys
Junction Turning Count
15/05/2018

Site 6 - Dublin Road(N) / Quinn's Road / Dublin Road(S) / Cherrington Road

Origin : Arm C Dublin Road(S)

	Destination : Arm A Dublin Road (N)								**Destination :** Arm B Quinn's Road								**Destination :** Arm C Dublin Road(S)								**Destination :** Arm D Cherrington Road								Arm
	Car	LGV	OGV1	OGV2	PSV	MC	PC	Total	Car	LGV	OGV1	OGV2	PSV	MC	PC	Total	Car	LGV	OGV1	OGV2	PSV	MC	PC	Total	Car	LGV	OGV1	OGV2	PSV	MC	PC	Total	Totals
07:00	46	8	2	0	2	0	8	66	1	0	0	0	0	0	0	1	0	0	0	0	0	0	0	0	0	1	0	0	0	0	0	1	68
07:15	55	7	1	0	4	0	12	79	1	1	0	0	0	0	0	2	0	0	0	0	0	0	0	0	1	0	0	0	0	0	0	1	82
07:30	75	15	3	0	1	2	12	108	3	0	0	0	0	0	0	3	1	0	0	0	0	0	0	1	0	0	0	0	0	0	0	0	112
07:45	100	9	3	0	6	2	15	135	5	0	0	0	0	0	0	5	0	0	0	0	0	0	0	0	1	0	0	0	0	0	0	1	141
1 Hr	276	39	9	0	13	4	47	388	10	1	0	0	0	0	0	11	1	0	0	0	0	0	0	1	2	1	0	0	0	0	0	3	403
08:00	103	7	3	0	8	1	13	135	3	2	0	0	1	0	0	6	0	1	0	0	0	0	0	1	1	1	0	0	0	0	0	2	144
08:15	115	7	2	0	4	2	12	142	7	2	1	0	0	0	0	10	0	0	0	0	0	0	0	0	0	0	0	0	0	0	0	0	152
08:30	104	6	3	0	3	3	6	125	5	0	0	0	0	0	0	5	1	0	0	0	0	0	0	1	1	1	0	0	0	0	0	2	133
08:45	99	5	1	0	1	2	5	113	5	1	1	0	0	0	0	7	0	0	0	0	0	0	0	0	1	0	0	0	0	0	0	1	121
1 Hr	421	25	9	0	16	8	36	515	20	5	2	0	1	0	0	28	1	1	0	0	0	0	0	2	3	2	0	0	0	0	0	5	550
09:00	59	7	4	0	7	1	5	83	7	1	0	0	0	0	0	8	0	0	0	0	0	0	0	0	2	0	0	0	0	0	0	2	93
09:15	66	16	0	0	2	0	1	85	5	0	0	0	0	0	0	5	0	0	0	0	0	0	0	0	3	0	0	0	0	0	0	3	93
09:30	71	10	3	0	3	0	2	89	7	0	0	0	0	0	0	7	1	0	0	0	0	0	0	1	1	0	0	0	0	0	0	1	98
09:45	79	7	2	0	3	1	3	95	6	1	0	0	0	0	0	7	0	0	0	0	0	0	0	0	0	0	0	0	0	0	0	0	102
1 Hr	275	40	9	0	15	2	11	352	25	2	0	0	0	0	0	27	1	0	0	0	0	0	0	1	6	0	0	0	0	0	0	6	386
10:00	63	9	1	0	3	2	3	81	6	2	0	1	0	0	0	9	0	0	0	0	0	0	0	0	0	0	0	0	0	0	0	0	90
10:15	53	5	0	0	3	0	5	66	8	1	0	0	0	0	1	10	1	1	0	0	0	0	0	2	2	1	0	0	0	0	0	3	81
10:30	50	6	1	0	3	1	1	62	11	0	0	0	0	0	0	11	0	0	0	0	0	0	0	0	2	0	0	0	0	0	0	2	75
10:45	59	8	3	0	2	5	4	81	10	1	2	0	0	0	0	13	0	0	0	0	0	0	0	0	1	0	0	0	0	0	0	1	95
1 Hr	225	28	5	0	11	8	13	290	35	4	2	1	0	0	1	43	1	1	0	0	0	0	0	2	5	1	0	0	0	0	0	6	341
11:00	80	11	1	0	3	0	1	96	7	2	0	0	0	0	0	9	0	0	0	0	0	0	0	0	1	1	0	0	0	0	0	2	107
11:15	74	10	2	0	1	0	6	93	11	1	1	0	0	0	0	13	0	0	0	0	0	0	0	0	0	1	0	0	0	0	0	1	107
11:30	61	6	0	0	4	1	1	73	9	1	0	0	0	0	0	10	0	0	0	0	0	0	0	0	2	0	0	0	0	0	0	2	85
11:45	75	15	1	0	2	0	0	93	5	2	0	0	0	0	0	7	2	0	0	0	0	0	0	2	1	0	0	0	0	0	0	1	103
1 Hr	290	42	4	0	10	1	8	355	32	6	1	0	0	0	0	39	2	0	0	0	0	0	0	2	4	2	0	0	0	0	0	6	402
12:00	70	10	1	0	3	0	1	85	10	0	0	0	0	0	0	10	0	0	0	0	0	0	0	0	2	0	0	0	0	0	0	2	97
12:15	78	9	0	0	3	1	4	95	9	2	2	0	0	0	0	13	0	0	0	0	0	0	0	0	3	0	0	0	0	0	0	3	111
12:30	79	10	2	0	3	0	0	94	7	0	0	0	0	0	0	7	1	0	0	0	0	0	0	1	1	0	0	0	0	0	0	1	103
12:45	62	8	2	0	1	2	0	75	5	0	0	0	0	0	0	5	0	0	0	0	0	0	0	0	0	0	0	0	0	0	0	0	80
1 Hr	289	37	5	0	10	3	5	349	31	2	2	0	0	0	0	35	1	0	0	0	0	0	0	1	6	0	0	0	0	0	0	6	391
13:00	98	4	0	0	4	0	2	108	9	1	0	0	0	0	1	11	0	0	0	0	0	0	0	0	5	0	0	0	0	0	0	5	124
13:15	59	7	0	0	2	0	3	71	5	1	0	0	0	0	0	6	0	0	0	0	0	0	0	0	4	1	0	0	0	0	0	5	82
13:30	53	2	1	0	3	0	2	61	18	2	0	0	0	1	0	21	1	0	0	0	0	0	0	1	2	0	0	0	0	0	0	2	85
13:45	64	6	1	0	2	3	1	77	6	1	0	0	0	0	0	7	1	0	1	0	0	0	0	2	4	0	0	0	0	0	0	4	90
1 Hr	274	19	2	0	11	3	8	317	38	5	0	0	0	1	1	45	2	0	1	0	0	0	0	3	15	1	0	0	0	0	0	16	381
14:00	90	3	2	0	3	1	2	101	10	1	1	0	0	0	0	12	1	0	0	0	0	0	0	1	5	0	0	0	0	0	0	5	119
14:15	88	4	3	0	0	0	1	96	7	2	0	0	0	0	0	9	0	0	0	0	0	0	0	0	5	0	0	0	0	0	0	5	110
14:30	73	5	0	0	4	0	1	83	9	1	2	0	0	0	0	12	2	0	0	0	0	0	0	2	0	1	0	0	0	0	0	1	98
14:45	83	6	0	0	2	1	1	93	14	0	0	0	0	0	0	14	0	0	0	0	0	0	0	0	1	1	0	0	0	0	0	2	109
1 Hr	334	18	5	0	9	2	5	373	40	4	3	0	0	0	0	47	3	0	0	0	0	0	0	3	11	2	0	0	0	0	0	13	436
15:00	54	4	2	0	3	1	2	66	8	1	1	1	0	0	0	11	2	1	0	0	0	0	0	3	0	0	0	0	0	0	1	1	81
15:15	77	5	3	0	1	1	1	88	13	0	0	0	0	0	0	13	0	0	0	0	0	0	0	0	0	0	0	0	0	0	0	0	101
15:30	93	6	1	0	3	0	2	105	11	0	0	0	0	0	0	11	0	0	0	0	0	0	0	0	2	0	0	0	0	0	0	2	118
15:45	77	6	0	0	4	0	0	87	9	0	0	0	0	1	0	10	0	0	0	0	0	0	0	0	2	1	0	0	0	0	0	3	100
1 Hr	301	21	6	0	11	2	5	346	41	1	1	1	0	1	0	45	2	1	0	0	0	0	0	3	4	1	0	0	0	0	1	6	400
16:00	92	4	0	0	2	0	0	98	9	2	0	0	0	0	0	11	0	0	0	0	0	0	0	0	2	1	0	0	0	0	0	3	112
16:15	57	7	1	0	0	0	1	66	11	0	1	0	0	0	0	12	0	0	0	0	0	0	0	0	1	1	0	0	0	0	0	2	80
16:30	81	5	1	0	4	0	0	91	14	0	0	0	0	0	0	14	0	0	0	0	0	0	0	0	1	0	0	0	0	0	0	1	106
16:45	67	4	2	0	5	0	5	83	9	0	1	0	0	0	0	10	0	0	0	0	0	0	0	0	1	0	0	0	0	0	0	1	94
1 Hr	297	20	4	0	11	0	6	338	43	2	2	0	0	0	0	47	0	0	0	0	0	0	0	0	5	2	0	0	0	0	0	7	392
17:00	76	5	1	0	4	0	1	87	11	1	0	0	0	0	0	12	0	0	0	0	0	0	0	0	3	0	0	0	0	0	0	3	102
17:15	58	3	2	0	3	0	1	67	9	0	0	0	0	0	0	9	0	0	0	0	0	0	0	0	1	0	0	0	0	0	0	1	77
17:30	77	2	1	0	4	1	3	88	12	1	0	0	0	0	0	13	0	0	0	0	0	0	0	0	2	0	0	0	0	0	0	2	103
17:45	67	2	0	0	2	0	1	72	12	1	0	0	0	0	0	13	0	0	0	0	0	0	0	0	1	0	0	0	0	0	0	1	86
1 Hr	278	12	4	0	13	1	6	314	44	3	0	0	0	0	0	47	0	0	0	0	0	0	0	0	7	0	0	0	0	0	0	7	368
18:00	60	2	0	0	3	1	1	67	8	0	0	0	0	0	0	8	0	0	0	0	0	0	0	0	0	0	0	0	0	0	0	0	75
18:15	69	6	0	0	2	0	1	78	8	0	0	0	0	0	0	8	0	0	0	0	0	0	0	0	2	0	0	0	0	0	0	2	88
18:30	74	4	0	0	4	0	3	85	4	0	0	0	0	0	0	4	0	0	0	0	0	0	0	0	1	0	0	0	0	0	0	1	90
18:45	62	3	0	0	1	0	0	66	2	1	0	0	0	0	0	3	0	0	0	0	0	0	0	0	1	0	0	0	0	0	0	1	70
1 Hr	265	15	0	0	10	1	5	296	22	1	0	0	0	0	0	23	0	0	0	0	0	0	0	0	4	0	0	0	0	0	0	4	323
Total	3525	316	62	0	140	35	155	4233	381	36	13	2	1	2	2	437	14	3	1	0	0	0	0	18	72	12	0	0	0	0	1	85	4773

Tracsis plc
Traffic and Data Services

3319-IRE Woodbrook Traffic Surveys
Junction Turning Count
15/05/2018

Site 6 - Dublin Road(N) / Quinn's Road / Dublin Road(S) / Cherrington Road

Origin : Arm D Cherrington Road

	Destination : Arm A Dublin Road (N)								**Destination :** Arm B Quinn's Road								**Destination :** Arm C Dublin Road(S)								**Destination :** Arm D Cherrington Road								Arm
	Car	LGV	OGV1	OGV2	PSV	MC	PC	Total	Car	LGV	OGV1	OGV2	PSV	MC	PC	Total	Car	LGV	OGV1	OGV2	PSV	MC	PC	Total	Car	LGV	OGV1	OGV2	PSV	MC	PC	Total	Totals
07:00	2	0	0	0	0	0	1	3	0	0	0	0	0	0	0	0	3	1	0	0	0	0	0	4	0	0	0	0	0	0	0	0	7
07:15	3	0	0	0	0	0	0	3	0	0	0	0	0	0	0	0	5	0	0	0	0	0	0	5	0	0	0	0	0	0	0	0	8
07:30	4	0	0	0	0	1	0	5	0	0	0	0	0	0	0	0	6	0	0	0	0	0	0	6	0	0	0	0	0	0	0	0	11
07:45	3	0	0	0	0	0	0	3	0	0	0	0	0	0	0	0	2	0	0	0	0	0	0	2	0	0	0	0	0	0	0	0	5
1 Hr	12	0	0	0	0	1	1	14	0	0	0	0	0	0	0	0	16	1	0	0	0	0	0	17	0	0	0	0	0	0	0	0	31
08:00	4	0	0	0	0	0	0	4	0	0	0	0	0	0	0	0	1	0	0	0	0	0	0	1	0	0	0	0	0	0	0	0	5
08:15	4	0	0	0	0	0	0	4	0	0	0	0	0	0	0	0	3	0	0	0	0	0	0	3	0	0	0	0	0	0	0	0	7
08:30	7	0	0	0	0	0	0	7	0	0	0	0	0	0	0	0	2	1	0	0	0	0	0	3	0	0	0	0	0	0	0	0	10
08:45	4	0	0	0	0	0	0	4	0	1	0	0	0	0	0	1	2	0	0	0	0	0	0	2	0	0	0	0	0	0	0	0	7
1 Hr	19	0	0	0	0	0	0	19	0	1	0	0	0	0	0	1	8	1	0	0	0	0	0	9	0	0	0	0	0	0	0	0	29
09:00	2	0	0	0	0	0	0	2	0	0	0	0	0	0	0	0	2	0	0	0	0	0	0	2	0	0	0	0	0	0	0	0	4
09:15	2	0	0	0	0	0	0	2	0	0	0	0	0	0	0	0	1	0	0	0	0	0	0	1	0	0	0	0	0	0	0	0	3
09:30	8	0	0	0	0	0	0	8	1	0	0	0	0	0	0	1	6	0	0	0	0	0	0	6	0	0	0	0	0	0	0	0	15
09:45	0	0	0	0	0	0	0	0	0	0	0	0	0	0	0	0	0	1	0	0	0	0	0	1	0	0	0	0	0	0	0	0	1
1 Hr	12	0	0	0	0	0	0	12	1	0	0	0	0	0	0	1	9	1	0	0	0	0	0	10	0	0	0	0	0	0	0	0	23
10:00	2	0	0	0	0	0	0	2	0	0	0	0	0	0	0	0	2	0	0	0	0	0	0	2	0	0	0	0	0	0	0	0	4
10:15	2	0	0	0	0	0	0	2	0	0	0	0	0	0	0	0	1	0	0	0	0	0	0	1	0	0	0	0	0	0	0	0	3
10:30	5	0	0	0	0	0	0	5	0	0	0	0	0	0	0	0	1	0	0	0	0	0	0	1	0	0	0	0	0	0	0	0	6
10:45	2	0	0	0	0	0	0	2	2	0	0	0	0	0	0	2	1	0	0	0	0	0	0	1	0	0	0	0	0	0	0	0	5
1 Hr	11	0	0	0	0	0	0	11	2	0	0	0	0	0	0	2	5	0	0	0	0	0	0	5	0	0	0	0	0	0	0	0	18
11:00	4	1	0	0	0	0	0	5	0	0	0	0	0	0	0	0	1	1	0	0	0	0	0	2	0	0	0	0	0	0	0	0	7
11:15	2	1	0	0	0	0	0	3	0	0	0	0	0	0	0	0	0	0	0	0	0	0	0	0	0	0	0	0	0	0	0	0	3
11:30	5	0	0	0	0	0	0	5	1	0	0	0	0	0	0	1	3	0	0	0	0	0	0	3	0	0	0	0	0	0	0	0	9
11:45	0	0	0	0	0	0	0	0	0	0	0	0	0	0	0	0	2	0	0	0	0	0	0	2	0	0	0	0	0	0	0	0	2
1 Hr	11	2	0	0	0	0	0	13	1	0	0	0	0	0	0	1	6	1	0	0	0	0	0	7	0	0	0	0	0	0	0	0	21
12:00	0	0	0	0	0	0	0	0	0	0	0	0	0	0	0	0	2	1	0	0	0	0	0	3	0	0	0	0	0	0	0	0	3
12:15	1	0	0	0	0	0	0	1	0	0	0	0	0	0	0	0	0	0	0	0	0	0	0	0	0	0	0	0	0	0	0	0	1
12:30	2	0	0	0	0	0	0	2	0	0	0	0	0	0	0	0	2	0	0	0	0	0	0	2	0	0	0	0	0	0	0	0	4
12:45	0	0	0	0	0	0	0	0	0	0	0	0	0	0	0	0	2	0	0	0	0	0	0	2	0	0	0	0	0	0	0	0	2
1 Hr	3	0	0	0	0	0	0	3	0	0	0	0	0	0	0	0	6	1	0	0	0	0	0	7	0	0	0	0	0	0	0	0	10
13:00	0	0	0	0	0	0	0	0	1	1	0	0	0	0	0	2	1	0	0	0	0	0	0	1	0	0	0	0	0	0	0	0	3
13:15	3	0	0	0	0	0	0	3	0	0	0	0	0	0	0	0	2	0	0	0	0	0	0	2	0	0	0	0	0	0	0	0	5
13:30	3	0	0	0	0	0	0	3	0	0	0	0	0	0	0	0	1	0	0	0	0	0	0	1	0	0	0	0	0	0	0	0	4
13:45	0	0	0	0	0	0	0	0	1	0	0	0	0	0	0	1	0	0	0	0	0	0	0	0	0	0	0	0	0	0	0	0	1
1 Hr	6	0	0	0	0	0	0	6	2	1	0	0	0	0	0	3	4	0	0	0	0	0	0	4	0	0	0	0	0	0	0	0	13
14:00	5	0	0	0	0	0	0	5	0	0	0	0	0	0	0	0	4	0	0	0	0	0	0	4	0	0	0	0	0	0	0	0	9
14:15	6	1	0	0	0	0	0	7	0	0	0	0	0	0	0	0	0	0	0	0	0	0	0	0	0	0	0	0	0	0	0	0	7
14:30	1	0	0	0	0	0	0	1	0	0	0	0	0	1	0	1	0	0	0	0	0	0	0	0	0	0	0	0	0	0	0	0	2
14:45	3	0	0	0	0	0	0	3	0	0	0	0	0	0	0	0	2	1	0	0	0	0	0	3	0	0	0	0	0	0	0	0	6
1 Hr	15	1	0	0	0	0	0	16	0	0	0	0	0	0	1	1	6	1	0	0	0	0	0	7	0	0	0	0	0	0	0	0	24
15:00	2	2	0	0	0	0	0	4	0	0	0	0	0	0	0	0	1	0	0	0	0	0	0	1	0	0	0	0	0	0	0	0	5
15:15	2	0	0	0	0	0	0	2	0	0	0	0	0	0	0	0	1	0	0	0	0	0	1	2	0	0	0	0	0	0	0	0	4
15:30	1	0	0	0	0	0	0	1	0	0	0	0	0	0	0	0	1	0	0	0	0	0	1	2	0	0	0	0	0	0	0	0	3
15:45	3	0	0	0	0	0	0	3	2	0	0	0	0	0	0	2	3	1	0	0	0	0	0	4	0	0	0	0	0	0	0	0	9
1 Hr	8	2	0	0	0	0	0	10	2	0	0	0	0	0	0	2	6	1	0	0	0	0	2	9	0	0	0	0	0	0	0	0	21
16:00	0	0	0	0	0	0	0	0	0	0	0	0	0	0	0	0	1	0	0	0	0	0	0	1	0	0	0	0	0	0	0	0	1
16:15	3	0	0	0	0	0	0	3	0	0	0	0	0	0	0	0	1	1	0	0	0	0	0	2	0	0	0	0	0	0	0	0	5
16:30	1	0	0	0	0	0	0	1	0	0	0	0	0	0	0	0	0	1	0	0	0	0	0	1	0	0	0	0	0	0	0	0	2
16:45	4	0	0	0	0	0	0	4	0	0	0	0	0	0	0	0	4	0	0	0	0	0	0	4	0	0	0	0	0	0	0	0	8
1 Hr	8	0	0	0	0	0	0	8	0	0	0	0	0	0	0	0	6	2	0	0	0	0	0	8	0	0	0	0	0	0	0	0	16
17:00	0	0	0	0	0	0	0	0	0	0	0	0	0	0	0	0	1	0	0	0	0	0	0	1	0	0	0	0	0	0	0	0	1
17:15	2	0	0	0	0	0	0	2	1	0	0	0	0	0	0	1	1	0	0	0	0	0	0	1	0	0	0	0	0	0	0	0	4
17:30	1	0	0	0	0	0	0	1	0	0	0	0	0	0	0	0	0	0	0	0	0	0	0	0	0	0	0	0	0	0	0	0	1
17:45	4	0	0	0	0	0	0	4	0	0	0	0	0	0	0	0	0	1	0	0	0	0	0	1	0	0	0	0	0	0	0	0	5
1 Hr	7	0	0	0	0	0	0	7	1	0	0	0	0	0	0	1	2	1	0	0	0	0	0	3	0	0	0	0	0	0	0	0	11
18:00	1	0	0	0	0	0	0	1	1	0	0	0	0	0	0	1	1	0	0	0	0	0	0	1	0	0	0	0	0	0	0	0	3
18:15	2	0	0	0	0	0	0	2	0	0	0	0	0	0	0	0	2	0	0	0	0	0	0	2	0	0	0	0	0	0	0	0	4
18:30	2	0	1	0	0	0	0	3	1	0	0	0	0	0	0	1	2	0	1	0	0	0	0	3	0	0	0	0	0	0	0	0	7
18:45	3	0	0	0	0	0	0	3	0	0	0	0	0	0	0	0	5	0	0	0	0	0	0	5	0	0	0	0	0	0	0	0	8
1 Hr	8	0	1	0	0	0	0	9	2	0	0	0	0	0	0	2	10	0	1	0	0	0	0	11	0	0	0	0	0	0	0	0	22
Total	120	5	1	0	0	1	1	128	11	2	0	0	0	0	1	14	84	10	1	0	0	0	2	97	0	0	0	0	0	0	0	0	239

Tracsis plc
Traffic and Data Services

3319-IRE Woodbrook Traffic Surveys
Junction Turning Count
15/05/2018

Site 6 - Dublin Road(N) / Quinn's Road / Dublin Road(S) / Cherrington Road

ORIGIN SUMMARY

	Origin : Arm A Dublin Road(N)							Total	Origin : Arm B Quinn's Road							Total	Origin : Arm C Dublin Road(S)							Total	Origin : Arm D Cherrington Road							Total	Origin Totals
	Car	LGV	OGV1	OGV2	PSV	MC	PC		Car	LGV	OGV1	OGV2	PSV	MC	PC		Car	LGV	OGV1	OGV2	PSV	MC	PC		Car	LGV	OGV1	OGV2	PSV	MC	PC		
07:00	24	6	1	0	1	0	1	33	14	2	0	0	0	0	0	16	47	9	2	0	2	0	8	68	5	1	0	0	0	0	1	7	124
07:15	29	5	2	0	2	0	0	38	23	2	0	0	0	0	0	25	57	8	1	0	4	0	12	82	8	0	0	0	0	0	0	8	153
07:30	51	10	1	0	2	0	1	65	22	2	0	0	0	0	0	24	79	15	3	0	1	2	12	112	10	0	0	0	0	1	0	11	212
07:45	60	14	2	0	3	1	3	83	35	3	0	0	0	1	0	39	106	9	3	0	6	2	15	141	5	0	0	0	0	0	0	5	268
1 Hr	164	35	6	0	8	1	5	219	94	9	0	0	0	1	0	104	289	41	9	0	13	4	47	403	28	1	0	0	0	1	1	31	757
08:00	62	8	4	0	3	1	0	78	32	6	2	0	0	1	2	43	107	11	3	0	9	1	13	144	5	0	0	0	0	0	0	5	270
08:15	85	4	2	0	3	0	2	96	33	5	1	0	0	1	1	41	122	9	3	0	4	2	12	152	7	0	0	0	0	0	0	7	296
08:30	78	6	3	0	2	2	5	96	49	1	0	0	0	1	1	52	111	7	3	0	3	3	6	133	9	1	0	0	0	0	0	10	291
08:45	105	6	1	0	2	0	5	119	42	2	0	0	0	1	0	45	105	6	2	0	1	2	5	121	6	1	0	0	0	0	0	7	292
1 Hr	330	24	10	0	10	3	12	389	156	14	3	0	0	4	4	181	445	33	11	0	17	8	36	550	27	2	0	0	0	0	0	29	1149
09:00	127	6	3	0	3	0	0	139	22	2	0	0	0	0	0	24	68	8	4	0	7	1	5	93	4	0	0	0	0	0	0	4	260
09:15	80	9	1	0	4	1	1	96	33	1	2	0	0	1	0	37	74	16	0	0	2	0	1	93	3	0	0	0	0	0	0	3	229
09:30	75	4	2	1	4	0	3	89	14	1	0	0	0	0	0	15	80	10	3	0	3	0	2	98	15	0	0	0	0	0	0	15	217
09:45	73	14	2	0	1	0	0	90	25	2	2	0	0	0	1	30	85	8	2	0	3	1	3	102	0	1	0	0	0	0	0	1	223
1 Hr	355	33	8	1	12	1	4	414	94	6	4	0	0	1	1	106	307	42	9	0	15	2	11	386	22	1	0	0	0	0	0	23	929
10:00	91	6	1	0	2	0	2	102	24	1	0	0	0	0	1	26	69	11	1	1	3	2	3	90	4	0	0	0	0	0	0	4	222
10:15	83	10	0	1	5	1	1	101	14	2	1	0	0	0	0	17	64	8	0	0	3	0	6	81	3	0	0	0	0	0	0	3	202
10:30	72	10	5	0	2	1	1	91	21	3	1	1	0	0	0	26	63	6	1	0	3	1	1	75	6	0	0	0	0	0	0	6	198
10:45	85	13	3	0	2	0	0	103	23	0	1	0	0	0	0	24	70	9	5	0	2	5	4	95	5	0	0	0	0	0	0	5	227
1 Hr	331	39	9	1	11	2	4	397	82	6	3	1	0	0	1	93	266	34	7	1	11	8	14	341	18	0	0	0	0	0	0	18	849
11:00	89	13	0	0	4	1	6	113	31	4	0	0	0	0	1	36	88	14	1	0	3	0	1	107	5	2	0	0	0	0	0	7	263
11:15	76	8	1	0	1	0	0	86	27	3	1	0	0	0	1	32	85	12	3	0	1	0	6	107	2	1	0	0	0	0	0	3	228
11:30	79	17	3	0	1	0	4	104	19	37	2	0	0	0	1	59	72	7	0	0	4	1	1	85	9	0	0	0	0	0	0	9	257
11:45	88	5	2	1	3	0	2	101	27	0	0	0	0	0	0	27	83	17	1	0	2	0	0	103	2	0	0	0	0	0	0	2	233
1 Hr	332	43	6	1	9	1	12	404	104	44	3	0	0	0	3	154	328	50	5	0	10	1	8	402	18	3	0	0	0	0	0	21	981
12:00	104	9	1	0	2	2	1	119	17	1	1	0	0	0	2	21	82	10	1	0	3	0	1	97	2	1	0	0	0	0	0	3	240
12:15	91	8	2	0	2	1	2	106	21	2	0	0	0	0	0	23	90	11	2	0	3	1	4	111	1	0	0	0	0	0	0	1	241
12:30	101	11	2	1	2	4	4	125	31	0	1	0	0	0	0	32	88	10	2	0	3	0	0	103	4	0	0	0	0	0	0	4	264
12:45	94	7	3	1	2	1	0	108	17	2	0	0	0	0	0	19	67	8	2	0	1	2	0	80	2	0	0	0	0	0	0	2	209
1 Hr	390	35	8	2	8	8	7	458	86	5	2	0	0	0	2	95	327	39	7	0	10	3	5	391	9	1	0	0	0	0	0	10	954
13:00	109	8	0	0	2	0	1	120	39	3	1	0	0	0	0	43	112	5	0	0	4	0	3	124	2	1	0	0	0	0	0	3	290
13:15	117	7	0	0	3	0	0	127	24	6	0	0	0	1	1	32	68	9	0	0	2	0	3	82	5	0	0	0	0	0	0	5	246
13:30	118	5	2	0	2	0	0	127	24	1	1	0	0	0	0	26	74	4	1	0	3	1	2	85	4	0	0	0	0	0	0	4	242
13:45	110	6	0	0	1	0	0	117	24	1	0	0	0	0	0	25	75	7	2	0	2	3	1	90	1	0	0	0	0	0	0	1	233
1 Hr	454	26	2	0	8	0	1	491	111	11	2	0	0	1	1	126	329	25	3	0	11	4	9	381	12	1	0	0	0	0	0	13	1011
14:00	95	11	3	0	3	0	4	116	33	1	1	0	0	0	0	35	106	4	3	0	3	1	2	119	9	0	0	0	0	0	0	9	279
14:15	89	12	1	0	3	0	0	105	28	4	0	1	0	0	0	33	100	6	3	0	0	0	1	110	6	1	0	0	0	0	0	7	255
14:30	122	12	1	0	3	0	5	143	26	6	2	0	0	0	0	34	84	7	2	0	4	0	1	98	1	0	0	0	0	0	1	2	277
14:45	121	6	3	0	1	0	2	133	19	4	0	1	0	0	2	26	98	7	0	0	2	1	1	109	5	1	0	0	0	0	0	6	274
1 Hr	427	41	8	0	10	0	11	497	106	15	3	2	0	0	2	128	388	24	8	0	9	2	5	436	21	2	0	0	0	0	1	24	1085
15:00	119	6	3	0	3	0	1	132	23	0	1	0	0	0	0	24	64	6	3	1	3	1	3	81	3	2	0	0	0	0	0	5	242
15:15	105	6	2	0	5	0	5	123	29	2	0	1	0	1	0	33	90	5	3	0	1	1	1	101	3	0	0	0	0	0	1	4	261
15:30	103	15	0	0	1	2	0	121	22	2	1	0	0	0	0	25	106	6	1	0	3	0	2	118	2	0	0	0	0	0	1	3	267
15:45	100	21	3	1	4	0	1	130	26	3	0	0	0	0	0	29	88	7	0	0	4	1	0	100	8	1	0	0	0	0	0	9	268
1 Hr	427	48	8	1	13	2	7	506	100	7	2	1	0	1	0	111	348	24	7	1	11	3	6	400	16	3	0	0	0	0	2	21	1038
16:00	122	21	3	0	2	0	2	150	29	3	1	0	0	0	0	33	103	7	0	0	2	0	0	112	1	0	0	0	0	0	0	1	296
16:15	136	17	2	0	4	0	3	162	24	3	1	0	0	0	0	28	69	8	2	0	0	0	1	80	4	1	0	0	0	0	0	5	275
16:30	149	20	1	0	3	0	6	179	26	2	0	0	0	0	0	28	96	5	1	0	4	0	0	106	1	1	0	0	0	0	0	2	315
16:45	160	16	1	1	1	2	7	188	26	1	0	0	0	0	0	27	77	4	3	0	5	0	5	94	8	0	0	0	0	0	0	8	317
1 Hr	567	74	7	1	10	2	18	679	105	9	2	0	0	0	0	116	345	24	6	0	11	0	6	392	14	2	0	0	0	0	0	16	1203
17:00	147	27	0	0	4	3	4	185	37	3	0	0	0	0	0	40	90	6	1	0	4	0	1	102	1	0	0	0	0	0	0	1	328
17:15	168	20	1	1	2	4	9	205	21	0	0	0	0	0	0	21	68	3	2	0	3	0	1	77	4	0	0	0	0	0	0	4	307
17:30	156	14	1	0	7	3	9	190	17	2	0	0	0	0	0	19	91	3	1	0	4	1	3	103	1	0	0	0	0	0	0	1	313
17:45	181	14	0	0	3	0	10	208	20	1	0	0	0	0	0	21	80	3	0	0	2	0	1	86	4	1	0	0	0	0	0	5	320
1 Hr	652	75	2	1	16	10	32	788	95	6	0	0	0	0	0	101	329	15	4	0	13	1	6	368	10	1	0	0	0	0	0	11	1268
18:00	181	11	1	0	4	3	12	212	26	1	1	0	0	0	0	28	68	2	0	0	3	1	1	75	3	0	0	0	0	0	0	3	318
18:15	174	13	0	0	5	2	12	206	21	0	0	0	0	0	1	22	79	6	0	0	2	0	1	88	4	0	0	0	0	0	0	4	320
18:30	158	5	1	0	4	4	9	181	29	0	0	0	0	0	0	29	79	4	0	0	4	0	3	90	5	0	2	0	0	0	0	7	307
18:45	181	12	0	0	2	1	7	203	30	0	0	0	0	0	0	30	65	4	0	0	1	0	0	70	8	0	0	0	0	0	0	8	311
1 Hr	694	41	2	0	15	10	40	802	106	1	1	0	0	0	1	109	291	16	0	0	10	1	5	323	20	0	2	0	0	0	0	22	1256
Total	5123	514	76	8	130	40	153	6044	1239	133	25	4	0	8	15	1424	3992	367	76	2	141	37	158	4773	215	17	2	0	0	1	4	239	12480

Tracsis plc
Traffic and Data Services

3319-IRE Woodbrook Traffic Surveys
Junction Turning Count
15/05/2018

Site 6 - Dublin Road(N) / Quinn's Road / Dublin Road(S) / Cherrington Road

DESTINATION SUMMARY

	Destination : Arm A Dublin Road(N)								**Destination :** Arm B Quinn's Road								**Destination :** Arm C Dublin Road(S)								**Destination :** Arm D Cherrington Road								Dest
	Car	LGV	OGV1	OGV2	PSV	MC	PC	Total	Car	LGV	OGV1	OGV2	PSV	MC	PC	Total	Car	LGV	OGV1	OGV2	PSV	MC	PC	Total	Car	LGV	OGV1	OGV2	PSV	MC	PC	Total	Totals
07:00	59	9	2	0	2	0	9	81	5	0	0	0	0	0	0	5	24	7	1	0	1	0	1	34	2	2	0	0	0	0	0	4	124
07:15	77	10	1	0	4	0	12	104	4	2	0	0	0	0	0	6	33	3	2	0	2	0	0	40	3	0	0	0	0	0	0	3	153
07:30	95	16	3	0	1	3	12	130	7	1	0	0	0	0	0	8	59	10	1	0	2	0	1	73	1	0	0	0	0	0	0	1	212
07:45	130	10	3	0	6	3	15	167	16	2	0	0	0	0	0	18	59	14	2	0	3	1	3	82	1	0	0	0	0	0	0	1	268
1 Hr	361	45	9	0	13	6	48	482	32	5	0	0	0	0	0	37	175	34	6	0	8	1	5	229	7	2	0	0	0	0	0	9	757
08:00	131	11	3	0	8	2	15	170	14	4	1	0	1	0	0	20	57	9	5	0	3	1	0	75	4	1	0	0	0	0	0	5	270
08:15	141	10	3	0	4	2	13	173	11	2	2	0	0	0	0	15	95	6	1	0	3	1	2	108	0	0	0	0	0	0	0	0	296
08:30	151	7	3	0	3	4	7	175	10	0	1	0	0	0	0	11	85	6	2	0	2	2	5	102	1	2	0	0	0	0	0	3	291
08:45	135	6	1	0	1	2	5	150	17	4	1	0	0	0	0	22	102	5	1	0	2	1	5	116	4	0	0	0	0	0	0	4	292
1 Hr	558	34	10	0	16	10	40	668	52	10	5	0	1	0	0	68	339	26	9	0	10	5	12	401	9	3	0	0	0	0	0	12	1149
09:00	78	9	4	0	7	1	5	104	22	2	1	0	0	0	0	25	115	5	2	0	3	0	0	125	6	0	0	0	0	0	0	6	260
09:15	90	18	1	0	2	1	1	113	16	0	0	0	0	0	0	16	81	8	2	0	4	1	1	97	3	0	0	0	0	0	0	3	229
09:30	92	11	3	0	3	0	2	111	16	0	0	0	0	0	0	16	71	4	2	1	4	0	3	85	5	0	0	0	0	0	0	5	217
09:45	97	10	2	0	3	1	4	117	17	1	0	0	0	0	0	18	68	14	4	0	1	0	0	87	1	0	0	0	0	0	0	1	223
1 Hr	357	48	10	0	15	3	12	445	71	3	1	0	0	0	0	75	335	31	10	1	12	1	4	394	15	0	0	0	0	0	0	15	929
10:00	80	11	1	0	3	2	4	101	16	3	1	1	0	0	0	21	91	4	0	0	2	0	2	99	1	0	0	0	0	0	0	1	222
10:15	67	7	0	0	3	0	5	82	23	4	0	0	0	0	1	28	68	8	1	1	5	1	1	85	6	1	0	0	0	0	0	7	202
10:30	70	8	1	0	3	1	1	84	19	1	2	0	0	0	0	22	69	10	4	1	2	1	1	88	4	0	0	0	0	0	0	4	198
10:45	78	8	4	0	2	5	4	101	24	3	3	0	0	0	0	30	77	11	2	0	2	0	0	92	4	0	0	0	0	0	0	4	227
1 Hr	295	34	6	0	11	8	14	368	82	11	6	1	0	0	1	101	305	33	7	2	11	2	4	364	15	1	0	0	0	0	0	16	849
11:00	104	14	1	0	3	0	2	124	14	4	0	0	0	0	0	18	93	14	0	0	4	1	6	118	2	1	0	0	0	0	0	3	263
11:15	101	14	2	0	1	0	7	125	24	2	1	0	0	0	0	27	63	7	2	0	1	0	0	73	2	1	0	0	0	0	0	3	228
11:30	78	41	1	0	4	1	2	127	19	4	0	0	0	0	0	23	80	16	4	0	1	0	4	105	2	0	0	0	0	0	0	2	257
11:45	96	15	1	0	2	0	0	114	18	4	0	0	0	0	0	22	84	3	2	1	3	0	2	95	2	0	0	0	0	0	0	2	233
1 Hr	379	84	5	0	10	1	11	490	75	14	1	0	0	0	0	90	320	40	8	1	9	1	12	391	8	2	0	0	0	0	0	10	981
12:00	85	10	2	0	3	0	2	102	28	2	0	0	0	0	0	30	88	8	1	0	2	2	2	103	4	1	0	0	0	0	0	5	240
12:15	95	10	0	0	3	1	4	113	26	2	2	0	0	0	0	30	78	9	2	0	2	1	2	94	4	0	0	0	0	0	0	4	241
12:30	101	11	3	0	3	0	0	118	26	4	0	0	0	1	0	31	93	6	2	1	2	3	4	111	4	0	0	0	0	0	0	4	264
12:45	72	10	2	0	1	2	0	87	18	1	0	0	0	0	0	19	90	6	3	1	2	1	0	103	0	0	0	0	0	0	0	0	209
1 Hr	353	41	7	0	10	3	6	420	98	9	2	0	0	1	0	110	349	29	8	2	8	7	8	411	12	1	0	0	0	0	0	13	954
13:00	126	6	0	0	4	0	2	138	32	5	0	0	0	0	1	38	93	5	1	0	2	0	1	102	11	1	0	0	0	0	0	12	290
13:15	81	10	0	0	2	1	3	97	18	4	0	0	0	0	0	22	109	7	0	0	3	0	1	120	6	1	0	0	0	0	0	7	246
13:30	70	2	2	0	3	0	2	79	29	2	2	0	0	1	0	34	113	6	0	0	2	0	0	121	8	0	0	0	0	0	0	8	242
13:45	80	7	1	0	2	3	1	94	28	2	0	0	0	0	0	30	95	5	1	0	1	0	0	102	7	0	0	0	0	0	0	7	233
1 Hr	357	25	3	0	11	4	8	408	107	13	2	0	0	1	1	124	410	23	2	0	8	0	2	445	32	2	0	0	0	0	0	34	1011
14:00	124	3	3	0	3	1	2	136	22	2	1	0	0	0	1	26	92	10	3	0	3	0	3	111	5	1	0	0	0	0	0	6	279
14:15	122	7	3	1	0	0	1	134	23	7	1	0	0	0	0	31	70	9	0	0	3	0	0	82	8	0	0	0	0	0	0	8	255
14:30	93	9	1	0	4	0	1	108	33	2	2	0	0	0	4	41	103	13	2	0	3	0	2	123	4	1	0	0	0	0	0	5	277
14:45	103	7	0	1	2	1	3	117	38	0	0	0	0	0	1	39	98	9	3	0	1	0	1	112	4	2	0	0	0	0	0	6	274
1 Hr	442	26	7	2	9	2	7	495	116	11	4	0	0	0	6	137	363	41	8	0	10	0	6	428	21	4	0	0	0	0	0	25	1085
15:00	73	6	3	0	3	1	2	88	34	2	1	1	0	0	0	38	100	6	3	0	3	0	1	113	2	0	0	0	0	0	1	3	242
15:15	100	7	3	0	1	2	1	114	27	0	0	0	0	0	1	28	100	6	2	1	5	0	5	119	0	0	0	0	0	0	0	0	261
15:30	110	8	1	0	3	0	2	124	36	2	0	0	0	2	0	40	83	13	1	0	1	0	1	99	4	0	0	0	0	0	0	4	267
15:45	95	7	0	0	4	0	0	106	30	5	0	0	0	1	0	36	92	19	3	1	4	0	1	120	5	1	0	0	0	0	0	6	268
1 Hr	378	28	7	0	11	3	5	432	127	9	1	1	0	3	1	142	375	44	9	2	13	0	8	451	11	1	0	0	0	0	1	13	1038
16:00	118	5	0	0	2	0	0	125	35	6	0	0	0	0	1	42	95	19	4	0	2	0	1	121	7	1	0	0	0	0	0	8	296
16:15	75	10	2	0	0	0	1	88	34	2	1	0	0	0	0	37	121	16	2	0	4	0	3	146	3	1	0	0	0	0	0	4	275
16:30	98	5	1	0	4	0	0	108	36	1	0	0	0	0	0	37	132	22	1	0	3	0	6	164	6	0	0	0	0	0	0	6	315
16:45	88	4	2	0	5	0	5	104	39	0	1	0	0	0	0	40	141	17	1	1	1	2	7	170	3	0	0	0	0	0	0	3	317
1 Hr	379	24	5	0	11	0	6	425	144	9	2	0	0	0	1	156	489	74	8	1	10	2	17	601	19	2	0	0	0	0	0	21	1203
17:00	104	7	1	0	4	0	1	117	27	3	0	0	0	2	1	33	137	25	0	0	4	1	3	170	7	1	0	0	0	0	0	8	328
17:15	75	3	2	0	3	0	1	84	34	1	0	0	0	0	1	36	149	18	1	1	2	4	8	183	3	1	0	0	0	0	0	4	307
17:30	89	4	1	0	4	1	3	102	33	3	0	0	0	0	1	37	138	12	1	0	7	3	8	169	5	0	0	0	0	0	0	5	313
17:45	85	2	0	0	2	0	1	90	40	3	0	0	0	0	1	44	153	14	0	0	3	0	9	179	7	0	0	0	0	0	0	7	320
1 Hr	353	16	4	0	13	1	6	393	134	10	0	0	0	2	4	150	577	69	2	1	16	8	28	701	22	2	0	0	0	0	0	24	1268
18:00	80	2	1	0	3	1	1	88	46	1	0	0	0	0	0	47	144	11	1	0	4	2	12	174	8	0	0	0	0	1	0	9	318
18:15	90	6	0	0	2	0	2	100	32	0	0	0	0	0	1	33	148	13	0	0	5	2	11	179	8	0	0	0	0	0	0	8	320
18:30	98	4	1	0	4	0	3	110	30	2	1	0	0	1	0	34	137	3	1	0	4	3	9	157	6	0	0	0	0	0	0	6	307
18:45	86	3	0	0	1	0	0	90	20	1	0	0	0	0	0	21	172	12	0	0	2	1	7	194	6	0	0	0	0	0	0	6	311
1 Hr	354	15	2	0	10	1	6	388	128	4	1	0	0	1	1	135	601	39	2	0	15	8	39	704	28	0	0	0	0	1	0	29	1256
Total	4566	420	75	2	140	42	169	5414	1166	108	25	2	1	8	15	1325	4638	483	79	10	130	35	145	5520	199	20	0	0	0	1	1	221	12480

Tracsis plc
Traffic and Data Services

3319-IRE Woodbrook Traffic Surveys
Junction Turning Count
15/05/2018

Site 6 - Dublin Road(N) / Quinn's Road / Dublin Road(S) / Cherrington Road

Origin : Arm A Dublin Road (N)

	Destination : Arm A Dublin Road (N)								**Destination :** Arm B Quinn's Road								**Destination :** Arm C Dublin Road(S)								**Destination :** Arm D Cherrington Road								Arm
	Car	LGV	OGV1	OGV2	PSV	MC	PC	Total	Car	LGV	OGV1	OGV2	PSV	MC	PC	Total	Car	LGV	OGV1	OGV2	PSV	MC	PC	Total	Car	LGV	OGV1	OGV2	PSV	MC	PC	Total	Totals
07:00	0	0	0	0	0	0	0	0	4	0	0	0	0	0	0	4	18	5	1	0	1	0	1	26	2	1	0	0	0	0	0	3	33
07:15	0	1	0	0	0	0	0	1	3	1	0	0	0	0	0	4	24	3	2	0	2	0	0	31	2	0	0	0	0	0	0	2	38
07:30	2	1	0	0	0	0	0	3	4	1	0	0	0	0	0	5	44	8	1	0	2	0	1	56	1	0	0	0	0	0	0	1	65
07:45	2	0	0	0	0	0	0	2	11	2	0	0	0	0	0	13	47	12	2	0	3	1	3	68	0	0	0	0	0	0	0	0	83
1 Hr	4	2	0	0	0	0	0	6	22	4	0	0	0	0	0	26	133	28	6	0	8	1	5	181	5	1	0	0	0	0	0	6	219
08:00	1	0	0	0	0	0	0	1	10	2	1	0	0	0	0	13	48	6	3	0	3	1	0	61	3	0	0	0	0	0	0	3	78
08:15	4	0	0	0	0	0	0	4	4	0	1	0	0	0	0	5	77	4	1	0	3	0	2	87	0	0	0	0	0	0	0	0	96
08:30	3	0	0	0	0	0	0	3	5	0	1	0	0	0	0	6	70	5	2	0	2	2	5	86	0	1	0	0	0	0	0	1	96
08:45	1	1	0	0	0	0	0	2	12	2	0	0	0	0	0	14	89	3	1	0	2	0	5	100	3	0	0	0	0	0	0	3	119
1 Hr	9	1	0	0	0	0	0	10	31	4	3	0	0	0	0	38	284	18	7	0	10	3	12	334	6	1	0	0	0	0	0	7	389
09:00	4	1	0	0	0	0	0	5	15	1	1	0	0	0	0	17	105	4	2	0	3	0	0	114	3	0	0	0	0	0	0	3	139
09:15	4	1	0	0	0	0	0	5	11	0	0	0	0	0	0	11	65	8	1	0	4	1	1	80	0	0	0	0	0	0	0	0	96
09:30	4	0	0	0	0	0	0	4	8	0	0	0	0	0	0	8	60	4	2	1	4	0	3	74	3	0	0	0	0	0	0	3	89
09:45	1	1	0	0	0	0	0	2	11	0	0	0	0	0	0	11	60	13	2	0	1	0	0	76	1	0	0	0	0	0	0	1	90
1 Hr	13	3	0	0	0	0	0	16	45	1	1	0	0	0	0	47	290	29	7	1	12	1	4	344	7	0	0	0	0	0	0	7	414
10:00	1	1	0	0	0	0	0	2	10	1	1	0	0	0	0	12	79	4	0	0	2	0	2	87	1	0	0	0	0	0	0	1	102
10:15	1	1	0	0	0	0	0	2	15	3	0	0	0	0	0	18	63	6	0	1	5	1	1	77	4	0	0	0	0	0	0	4	101
10:30	1	0	0	0	0	0	0	1	8	1	1	0	0	0	0	10	61	9	4	0	2	1	1	78	2	0	0	0	0	0	0	2	91
10:45	0	0	0	0	0	0	0	0	12	2	1	0	0	0	0	15	70	11	2	0	2	0	0	85	3	0	0	0	0	0	0	3	103
1 Hr	3	2	0	0	0	0	0	5	45	7	3	0	0	0	0	55	273	30	6	1	11	2	4	327	10	0	0	0	0	0	0	10	397
11:00	3	0	0	0	0	0	0	3	7	2	0	0	0	0	0	9	79	11	0	0	4	1	6	101	0	0	0	0	0	0	0	0	113
11:15	5	0	0	0	0	0	0	5	13	1	0	0	0	0	0	14	56	7	1	0	1	0	0	65	2	0	0	0	0	0	0	2	86
11:30	0	0	0	0	0	0	0	0	9	3	0	0	0	0	0	12	70	14	3	0	1	0	4	92	0	0	0	0	0	0	0	0	104
11:45	1	0	0	0	0	0	0	1	13	2	0	0	0	0	0	15	73	3	2	1	3	0	2	84	1	0	0	0	0	0	0	1	101
1 Hr	9	0	0	0	0	0	0	9	42	8	0	0	0	0	0	50	278	35	6	1	9	1	12	342	3	0	0	0	0	0	0	3	404
12:00	3	0	0	0	0	0	0	3	18	2	0	0	0	0	0	20	81	7	1	0	2	2	1	94	2	0	0	0	0	0	0	2	119
12:15	1	0	0	0	0	0	0	1	17	0	0	0	0	0	0	17	72	8	2	0	2	1	2	87	1	0	0	0	0	0	0	1	106
12:30	4	1	0	0	0	0	0	5	19	4	0	0	0	1	0	24	76	6	2	1	2	3	4	94	2	0	0	0	0	0	0	2	125
12:45	1	0	0	0	0	0	0	1	13	1	0	0	0	0	0	14	80	6	3	1	2	1	0	93	0	0	0	0	0	0	0	0	108
1 Hr	9	1	0	0	0	0	0	10	67	7	0	0	0	1	0	75	309	27	8	2	8	7	7	368	5	0	0	0	0	0	0	5	458
13:00	4	1	0	0	0	0	0	5	22	3	0	0	0	0	0	25	79	3	0	0	2	0	1	85	4	1	0	0	0	0	0	5	120
13:15	3	0	0	0	0	0	0	3	13	3	0	0	0	0	0	16	99	4	0	0	3	0	0	106	2	0	0	0	0	0	0	2	127
13:30	0	0	0	0	0	0	0	0	11	0	2	0	0	0	0	13	101	5	0	0	2	0	0	108	6	0	0	0	0	0	0	6	127
13:45	2	0	0	0	0	0	0	2	21	1	0	0	0	0	0	22	84	5	0	0	1	0	0	90	3	0	0	0	0	0	0	3	117
1 Hr	9	1	0	0	0	0	0	10	67	7	2	0	0	0	0	76	363	17	0	0	8	0	1	389	15	1	0	0	0	0	0	16	491
14:00	5	0	1	0	0	0	0	6	12	1	0	0	0	0	1	14	78	9	2	0	3	0	3	95	0	1	0	0	0	0	0	1	116
14:15	3	0	0	0	0	0	0	3	16	5	1	0	0	0	0	22	67	7	0	0	3	0	0	77	3	0	0	0	0	0	0	3	105
14:30	5	0	0	0	0	0	0	5	24	1	0	0	0	0	3	28	89	11	1	0	3	0	2	106	4	0	0	0	0	0	0	4	143
14:45	2	0	0	0	0	0	0	2	24	0	0	0	0	0	1	25	92	5	3	0	1	0	1	102	3	1	0	0	0	0	0	4	133
1 Hr	15	0	1	0	0	0	0	16	76	7	1	0	0	0	5	89	326	32	6	0	10	0	6	380	10	2	0	0	0	0	0	12	497
15:00	4	0	0	0	0	0	0	4	26	1	0	0	0	0	0	27	87	5	3	0	3	0	1	99	2	0	0	0	0	0	0	2	132
15:15	2	0	0	0	0	0	0	2	14	0	0	0	0	0	1	15	89	6	2	0	5	0	4	106	0	0	0	0	0	0	0	0	123
15:30	2	1	0	0	0	0	0	3	25	2	0	0	0	2	0	29	75	12	0	0	1	0	0	88	1	0	0	0	0	0	0	1	121
15:45	1	0	0	0	0	0	0	1	19	5	0	0	0	0	0	24	77	16	3	1	4	0	1	102	3	0	0	0	0	0	0	3	130
1 Hr	9	1	0	0	0	0	0	10	84	8	0	0	0	2	1	95	328	39	8	1	13	0	6	395	6	0	0	0	0	0	0	6	506
16:00	5	0	0	0	0	0	0	5	26	4	0	0	0	0	1	31	86	17	3	0	2	0	1	109	5	0	0	0	0	0	0	5	150
16:15	1	0	0	0	0	0	0	1	23	2	0	0	0	0	0	25	110	15	2	0	4	0	3	134	2	0	0	0	0	0	0	2	162
16:30	1	0	0	0	0	0	0	1	22	1	0	0	0	0	0	23	121	19	1	0	3	0	6	150	5	0	0	0	0	0	0	5	179
16:45	3	0	0	0	0	0	0	3	30	0	0	0	0	0	0	30	125	16	1	1	1	2	7	153	2	0	0	0	0	0	0	2	188
1 Hr	10	0	0	0	0	0	0	10	101	7	0	0	0	0	1	109	442	67	7	1	10	2	17	546	14	0	0	0	0	0	0	14	679
17:00	2	0	0	0	0	0	0	2	16	2	0	0	0	2	1	21	126	24	0	0	4	1	3	158	3	1	0	0	0	0	0	4	185
17:15	1	0	0	0	0	0	0	1	24	1	0	0	0	0	1	26	141	18	1	1	2	4	8	175	2	1	0	0	0	0	0	3	205
17:30	1	0	0	0	0	0	0	1	21	2	0	0	0	0	1	24	131	12	1	0	7	3	8	162	3	0	0	0	0	0	0	3	190
17:45	2	0	0	0	0	0	0	2	28	2	0	0	0	0	1	31	145	12	0	0	3	0	9	169	6	0	0	0	0	0	0	6	208
1 Hr	6	0	0	0	0	0	0	6	89	7	0	0	0	2	4	102	543	66	2	1	16	8	28	664	14	2	0	0	0	0	0	16	788
18:00	2	0	0	0	0	0	0	2	37	1	0	0	0	0	0	38	135	10	1	0	4	2	12	164	7	0	0	0	0	1	0	8	212
18:15	3	0	0	0	0	0	0	3	24	0	0	0	0	0	1	25	141	13	0	0	5	2	11	172	6	0	0	0	0	0	0	6	206
18:30	4	0	0	0	0	0	0	4	25	2	1	0	0	1	0	29	125	3	0	0	4	3	9	144	4	0	0	0	0	0	0	4	181
18:45	4	0	0	0	0	0	0	4	18	0	0	0	0	0	0	18	154	12	0	0	2	1	7	176	5	0	0	0	0	0	0	5	203
1 Hr	13	0	0	0	0	0	0	13	104	3	1	0	0	1	1	110	555	38	1	0	15	8	39	656	22	0	0	0	0	1	0	23	802
Total	109	11	1	0	0	0	0	121	773	70	11	0	0	6	12	872	4124	426	64	8	130	33	141	4926	117	7	0	0	0	1	0	125	6044

Tracsis plc
Traffic and Data Services

3319-IRE Woodbrook Traffic Surveys
Junction Turning Count
15/05/2018

Site 6 - Dublin Road(N) / Quinn's Road / Dublin Road(S) / Cherrington Road

Origin : Arm B Quinn's Road

	Destination : Arm A Dublin Road (N)								**Destination :** Arm B Quinn's Road								**Destination :** Arm C Dublin Road(S)								**Destination :** Arm D Cherrington Road								Arm
	Car	LGV	OGV1	OGV2	PSV	MC	PC	Total	Car	LGV	OGV1	OGV2	PSV	MC	PC	Total	Car	LGV	OGV1	OGV2	PSV	MC	PC	Total	Car	LGV	OGV1	OGV2	PSV	MC	PC	Total	Totals
07:00	11	1	0	0	0	0	0	12	0	0	0	0	0	0	0	0	3	1	0	0	0	0	0	4	0	0	0	0	0	0	0	0	16
07:15	19	2	0	0	0	0	0	21	0	0	0	0	0	0	0	0	4	0	0	0	0	0	0	4	0	0	0	0	0	0	0	0	25
07:30	14	0	0	0	0	0	0	14	0	0	0	0	0	0	0	0	8	2	0	0	0	0	0	10	0	0	0	0	0	0	0	0	24
07:45	25	1	0	0	0	1	0	27	0	0	0	0	0	0	0	0	10	2	0	0	0	0	0	12	0	0	0	0	0	0	0	0	39
1 Hr	69	4	0	0	0	1	0	74	0	0	0	0	0	0	0	0	25	5	0	0	0	0	0	30	0	0	0	0	0	0	0	0	104
08:00	23	4	0	0	0	1	2	30	1	0	0	0	0	0	0	1	8	2	2	0	0	0	0	12	0	0	0	0	0	0	0	0	43
08:15	18	3	1	0	0	0	1	23	0	0	0	0	0	0	0	0	15	2	0	0	0	1	0	18	0	0	0	0	0	0	0	0	41
08:30	37	1	0	0	0	1	1	40	0	0	0	0	0	0	0	0	12	0	0	0	0	0	0	12	0	0	0	0	0	0	0	0	52
08:45	31	0	0	0	0	0	0	31	0	0	0	0	0	0	0	0	11	2	0	0	0	1	0	14	0	0	0	0	0	0	0	0	45
1 Hr	109	8	1	0	0	2	4	124	1	0	0	0	0	0	0	1	46	6	2	0	0	2	0	56	0	0	0	0	0	0	0	0	181
09:00	13	1	0	0	0	0	0	14	0	0	0	0	0	0	0	0	8	1	0	0	0	0	0	9	1	0	0	0	0	0	0	1	24
09:15	18	1	1	0	0	1	0	21	0	0	0	0	0	0	0	0	15	0	1	0	0	0	0	16	0	0	0	0	0	0	0	0	37
09:30	9	1	0	0	0	0	0	10	0	0	0	0	0	0	0	0	4	0	0	0	0	0	0	4	1	0	0	0	0	0	0	1	15
09:45	17	2	0	0	0	0	1	20	0	0	0	0	0	0	0	0	8	0	2	0	0	0	0	10	0	0	0	0	0	0	0	0	30
1 Hr	57	5	1	0	0	1	1	65	0	0	0	0	0	0	0	0	35	1	3	0	0	0	0	39	2	0	0	0	0	0	0	2	106
10:00	14	1	0	0	0	0	1	16	0	0	0	0	0	0	0	0	10	0	0	0	0	0	0	10	0	0	0	0	0	0	0	0	26
10:15	11	1	0	0	0	0	0	12	0	0	0	0	0	0	0	0	3	1	1	0	0	0	0	5	0	0	0	0	0	0	0	0	17
10:30	14	2	0	0	0	0	0	16	0	0	1	0	0	0	0	1	7	1	0	1	0	0	0	9	0	0	0	0	0	0	0	0	26
10:45	17	0	1	0	0	0	0	18	0	0	0	0	0	0	0	0	6	0	0	0	0	0	0	6	0	0	0	0	0	0	0	0	24
1 Hr	56	4	1	0	0	0	1	62	0	0	1	0	0	0	0	1	26	2	1	1	0	0	0	30	0	0	0	0	0	0	0	0	93
11:00	17	2	0	0	0	0	1	20	0	0	0	0	0	0	0	0	13	2	0	0	0	0	0	15	1	0	0	0	0	0	0	1	36
11:15	20	3	0	0	0	0	1	24	0	0	0	0	0	0	0	0	7	0	1	0	0	0	0	8	0	0	0	0	0	0	0	0	32
11:30	12	35	1	0	0	0	1	49	0	0	0	0	0	0	0	0	7	2	1	0	0	0	0	10	0	0	0	0	0	0	0	0	59
11:45	20	0	0	0	0	0	0	20	0	0	0	0	0	0	0	0	7	0	0	0	0	0	0	7	0	0	0	0	0	0	0	0	27
1 Hr	69	40	1	0	0	0	3	113	0	0	0	0	0	0	0	0	34	4	2	0	0	0	0	40	1	0	0	0	0	0	0	1	154
12:00	12	0	1	0	0	0	1	14	0	0	0	0	0	0	0	0	5	0	0	0	0	0	1	6	0	1	0	0	0	0	0	1	21
12:15	15	1	0	0	0	0	0	16	0	0	0	0	0	0	0	0	6	1	0	0	0	0	0	7	0	0	0	0	0	0	0	0	23
12:30	16	0	1	0	0	0	0	17	0	0	0	0	0	0	0	0	14	0	0	0	0	0	0	14	1	0	0	0	0	0	0	1	32
12:45	9	2	0	0	0	0	0	11	0	0	0	0	0	0	0	0	8	0	0	0	0	0	0	8	0	0	0	0	0	0	0	0	19
1 Hr	52	3	2	0	0	0	1	58	0	0	0	0	0	0	0	0	33	1	0	0	0	0	1	35	1	1	0	0	0	0	0	2	95
13:00	24	1	0	0	0	0	0	25	0	0	0	0	0	0	0	0	13	2	1	0	0	0	0	16	2	0	0	0	0	0	0	2	43
13:15	16	3	0	0	0	1	0	20	0	0	0	0	0	0	0	0	8	3	0	0	0	0	1	12	0	0	0	0	0	0	0	0	32
13:30	14	0	1	0	0	0	0	15	0	0	0	0	0	0	0	0	10	1	0	0	0	0	0	11	0	0	0	0	0	0	0	0	26
13:45	14	1	0	0	0	0	0	15	0	0	0	0	0	0	0	0	10	0	0	0	0	0	0	10	0	0	0	0	0	0	0	0	25
1 Hr	68	5	1	0	0	1	0	75	0	0	0	0	0	0	0	0	41	6	1	0	0	0	1	49	2	0	0	0	0	0	0	2	126
14:00	24	0	0	0	0	0	0	24	0	0	0	0	0	0	0	0	9	1	1	0	0	0	0	11	0	0	0	0	0	0	0	0	35
14:15	25	2	0	1	0	0	0	28	0	0	0	0	0	0	0	0	3	2	0	0	0	0	0	5	0	0	0	0	0	0	0	0	33
14:30	14	4	1	0	0	0	0	19	0	0	0	0	0	0	0	0	12	2	1	0	0	0	0	15	0	0	0	0	0	0	0	0	34
14:45	15	1	0	1	0	0	2	19	0	0	0	0	0	0	0	0	4	3	0	0	0	0	0	7	0	0	0	0	0	0	0	0	26
1 Hr	78	7	1	2	0	0	2	90	0	0	0	0	0	0	0	0	28	8	2	0	0	0	0	38	0	0	0	0	0	0	0	0	128
15:00	13	0	1	0	0	0	0	14	0	0	0	0	0	0	0	0	10	0	0	0	0	0	0	10	0	0	0	0	0	0	0	0	24
15:15	19	2	0	0	0	1	0	22	0	0	0	0	0	0	0	0	10	0	0	1	0	0	0	11	0	0	0	0	0	0	0	0	33
15:30	14	1	0	0	0	0	0	15	0	0	0	0	0	0	0	0	7	1	1	0	0	0	0	9	1	0	0	0	0	0	0	1	25
15:45	14	1	0	0	0	0	0	15	0	0	0	0	0	0	0	0	12	2	0	0	0	0	0	14	0	0	0	0	0	0	0	0	29
1 Hr	60	4	1	0	0	1	0	66	0	0	0	0	0	0	0	0	39	3	1	1	0	0	0	44	1	0	0	0	0	0	0	1	111
16:00	21	1	0	0	0	0	0	22	0	0	0	0	0	0	0	0	8	2	1	0	0	0	0	11	0	0	0	0	0	0	0	0	33
16:15	14	3	1	0	0	0	0	18	0	0	0	0	0	0	0	0	10	0	0	0	0	0	0	10	0	0	0	0	0	0	0	0	28
16:30	15	0	0	0	0	0	0	15	0	0	0	0	0	0	0	0	11	2	0	0	0	0	0	13	0	0	0	0	0	0	0	0	28
16:45	14	0	0	0	0	0	0	14	0	0	0	0	0	0	0	0	12	1	0	0	0	0	0	13	0	0	0	0	0	0	0	0	27
1 Hr	64	4	1	0	0	0	0	69	0	0	0	0	0	0	0	0	41	5	1	0	0	0	0	47	0	0	0	0	0	0	0	0	116
17:00	26	2	0	0	0	0	0	28	0	0	0	0	0	0	0	0	10	1	0	0	0	0	0	11	1	0	0	0	0	0	0	1	40
17:15	14	0	0	0	0	0	0	14	0	0	0	0	0	0	0	0	7	0	0	0	0	0	0	7	0	0	0	0	0	0	0	0	21
17:30	10	2	0	0	0	0	0	12	0	0	0	0	0	0	0	0	7	0	0	0	0	0	0	7	0	0	0	0	0	0	0	0	19
17:45	12	0	0	0	0	0	0	12	0	0	0	0	0	0	0	0	8	1	0	0	0	0	0	9	0	0	0	0	0	0	0	0	21
1 Hr	62	4	0	0	0	0	0	66	0	0	0	0	0	0	0	0	32	2	0	0	0	0	0	34	1	0	0	0	0	0	0	1	101
18:00	17	0	1	0	0	0	0	18	0	0	0	0	0	0	0	0	8	1	0	0	0	0	0	9	1	0	0	0	0	0	0	1	28
18:15	16	0	0	0	0	0	1	17	0	0	0	0	0	0	0	0	5	0	0	0	0	0	0	5	0	0	0	0	0	0	0	0	22
18:30	18	0	0	0	0	0	0	18	0	0	0	0	0	0	0	0	10	0	0	0	0	0	0	10	1	0	0	0	0	0	0	1	29
18:45	17	0	0	0	0	0	0	17	0	0	0	0	0	0	0	0	13	0	0	0	0	0	0	13	0	0	0	0	0	0	0	0	30
1 Hr	68	0	1	0	0	0	1	70	0	0	0	0	0	0	0	0	36	1	0	0	0	0	0	37	2	0	0	0	0	0	0	2	109
Total	812	88	11	2	0	6	13	932	1	0	1	0	0	0	0	2	416	44	13	2	0	2	2	479	10	1	0	0	0	0	0	11	1424

Tracsis plc
Traffic and Data Services

3319-IRE Woodbrook Traffic Surveys
Junction Turning Count
15/05/2018

Site 6 - Dublin Road(N) / Quinn's Road / Dublin Road(S) / Cherrington Road

Origin : Arm C Dublin Road(S)

	Destination : Arm A Dublin Road (N)								**Destination :** Arm B Quinn's Road								**Destination :** Arm C Dublin Road(S)								**Destination :** Arm D Cherrington Road								Arm
	Car	LGV	OGV1	OGV2	PSV	MC	PC	Total	Car	LGV	OGV1	OGV2	PSV	MC	PC	Total	Car	LGV	OGV1	OGV2	PSV	MC	PC	Total	Car	LGV	OGV1	OGV2	PSV	MC	PC	Total	Totals
07:00	46	8	2	0	2	0	8	66	1	0	0	0	0	0	0	1	0	0	0	0	0	0	0	0	0	1	0	0	0	0	0	1	68
07:15	55	7	1	0	4	0	12	79	1	1	0	0	0	0	0	2	0	0	0	0	0	0	0	0	1	0	0	0	0	0	0	1	82
07:30	75	15	3	0	1	2	12	108	3	0	0	0	0	0	0	3	1	0	0	0	0	0	0	1	0	0	0	0	0	0	0	0	112
07:45	100	9	3	0	6	2	15	135	5	0	0	0	0	0	0	5	0	0	0	0	0	0	0	0	1	0	0	0	0	0	0	1	141
1 Hr	276	39	9	0	13	4	47	388	10	1	0	0	0	0	0	11	1	0	0	0	0	0	0	1	2	1	0	0	0	0	0	3	403
08:00	103	7	3	0	8	1	13	135	3	2	0	0	1	0	0	6	0	1	0	0	0	0	0	1	1	1	0	0	0	0	0	2	144
08:15	115	7	2	0	4	2	12	142	7	2	1	0	0	0	0	10	0	0	0	0	0	0	0	0	0	0	0	0	0	0	0	0	152
08:30	104	6	3	0	3	3	6	125	5	0	0	0	0	0	0	5	1	0	0	0	0	0	0	1	1	1	0	0	0	0	0	2	133
08:45	99	5	1	0	1	2	5	113	5	1	1	0	0	0	0	7	0	0	0	0	0	0	0	0	1	0	0	0	0	0	0	1	121
1 Hr	421	25	9	0	16	8	36	515	20	5	2	0	1	0	0	28	1	1	0	0	0	0	0	2	3	2	0	0	0	0	0	5	550
09:00	59	7	4	0	7	1	5	83	7	1	0	0	0	0	0	8	0	0	0	0	0	0	0	0	2	0	0	0	0	0	0	2	93
09:15	66	16	0	0	2	0	1	85	5	0	0	0	0	0	0	5	0	0	0	0	0	0	0	0	3	0	0	0	0	0	0	3	93
09:30	71	10	3	0	3	0	2	89	7	0	0	0	0	0	0	7	1	0	0	0	0	0	0	1	1	0	0	0	0	0	0	1	98
09:45	79	7	2	0	3	1	3	95	6	1	0	0	0	0	0	7	0	0	0	0	0	0	0	0	0	0	0	0	0	0	0	0	102
1 Hr	275	40	9	0	15	2	11	352	25	2	0	0	0	0	0	27	1	0	0	0	0	0	0	1	6	0	0	0	0	0	0	6	386
10:00	63	9	1	0	3	2	3	81	6	2	0	1	0	0	0	9	0	0	0	0	0	0	0	0	0	0	0	0	0	0	0	0	90
10:15	53	5	0	0	3	0	5	66	8	1	0	0	0	0	1	10	1	1	0	0	0	0	0	2	2	1	0	0	0	0	0	3	81
10:30	50	6	1	0	3	1	1	62	11	0	0	0	0	0	0	11	0	0	0	0	0	0	0	0	2	0	0	0	0	0	0	2	75
10:45	59	8	3	0	2	5	4	81	10	1	2	0	0	0	0	13	0	0	0	0	0	0	0	0	1	0	0	0	0	0	0	1	95
1 Hr	225	28	5	0	11	8	13	290	35	4	2	1	0	0	1	43	1	1	0	0	0	0	0	2	5	1	0	0	0	0	0	6	341
11:00	80	11	1	0	3	0	1	96	7	2	0	0	0	0	0	9	0	0	0	0	0	0	0	0	1	1	0	0	0	0	0	2	107
11:15	74	10	2	0	1	0	6	93	11	1	1	0	0	0	0	13	0	0	0	0	0	0	0	0	0	1	0	0	0	0	0	1	107
11:30	61	6	0	0	4	1	1	73	9	1	0	0	0	0	0	10	0	0	0	0	0	0	0	0	2	0	0	0	0	0	0	2	85
11:45	75	15	1	0	2	0	0	93	5	2	0	0	0	0	0	7	2	0	0	0	0	0	0	2	1	0	0	0	0	0	0	1	103
1 Hr	290	42	4	0	10	1	8	355	32	6	1	0	0	0	0	39	2	0	0	0	0	0	0	2	4	2	0	0	0	0	0	6	402
12:00	70	10	1	0	3	0	1	85	10	0	0	0	0	0	0	10	0	0	0	0	0	0	0	0	2	0	0	0	0	0	0	2	97
12:15	78	9	0	0	3	1	4	95	9	2	2	0	0	0	0	13	0	0	0	0	0	0	0	0	3	0	0	0	0	0	0	3	111
12:30	79	10	2	0	3	0	0	94	7	0	0	0	0	0	0	7	1	0	0	0	0	0	0	1	1	0	0	0	0	0	0	1	103
12:45	62	8	2	0	1	2	0	75	5	0	0	0	0	0	0	5	0	0	0	0	0	0	0	0	0	0	0	0	0	0	0	0	80
1 Hr	289	37	5	0	10	3	5	349	31	2	2	0	0	0	0	35	1	0	0	0	0	0	0	1	6	0	0	0	0	0	0	6	391
13:00	98	4	0	0	4	0	2	108	9	1	0	0	0	0	1	11	0	0	0	0	0	0	0	0	5	0	0	0	0	0	0	5	124
13:15	59	7	0	0	2	0	3	71	5	1	0	0	0	0	0	6	0	0	0	0	0	0	0	0	4	1	0	0	0	0	0	5	82
13:30	53	2	1	0	3	0	2	61	18	2	0	0	0	1	0	21	1	0	0	0	0	0	0	1	2	0	0	0	0	0	0	2	85
13:45	64	6	1	0	2	3	1	77	6	1	0	0	0	0	0	7	1	0	1	0	0	0	0	2	4	0	0	0	0	0	0	4	90
1 Hr	274	19	2	0	11	3	8	317	38	5	0	0	0	1	1	45	2	0	1	0	0	0	0	3	15	1	0	0	0	0	0	16	381
14:00	90	3	2	0	3	1	2	101	10	1	1	0	0	0	0	12	1	0	0	0	0	0	0	1	5	0	0	0	0	0	0	5	119
14:15	88	4	3	0	0	0	1	96	7	2	0	0	0	0	0	9	0	0	0	0	0	0	0	0	5	0	0	0	0	0	0	5	110
14:30	73	5	0	0	4	0	1	83	9	1	2	0	0	0	0	12	2	0	0	0	0	0	0	2	0	1	0	0	0	0	0	1	98
14:45	83	6	0	0	2	1	1	93	14	0	0	0	0	0	0	14	0	0	0	0	0	0	0	0	1	1	0	0	0	0	0	2	109
1 Hr	334	18	5	0	9	2	5	373	40	4	3	0	0	0	0	47	3	0	0	0	0	0	0	3	11	2	0	0	0	0	0	13	436
15:00	54	4	2	0	3	1	2	66	8	1	1	1	0	0	0	11	2	1	0	0	0	0	0	3	0	0	0	0	0	0	1	1	81
15:15	77	5	3	0	1	1	1	88	13	0	0	0	0	0	0	13	0	0	0	0	0	0	0	0	0	0	0	0	0	0	0	0	101
15:30	93	6	1	0	3	0	2	105	11	0	0	0	0	0	0	11	0	0	0	0	0	0	0	0	2	0	0	0	0	0	0	2	118
15:45	77	6	0	0	4	0	0	87	9	0	0	0	0	1	0	10	0	0	0	0	0	0	0	0	2	1	0	0	0	0	0	3	100
1 Hr	301	21	6	0	11	2	5	346	41	1	1	1	0	1	0	45	2	1	0	0	0	0	0	3	4	1	0	0	0	0	1	6	400
16:00	92	4	0	0	2	0	0	98	9	2	0	0	0	0	0	11	0	0	0	0	0	0	0	0	2	1	0	0	0	0	0	3	112
16:15	57	7	1	0	0	0	1	66	11	0	1	0	0	0	0	12	0	0	0	0	0	0	0	0	1	1	0	0	0	0	0	2	80
16:30	81	5	1	0	4	0	0	91	14	0	0	0	0	0	0	14	0	0	0	0	0	0	0	0	1	0	0	0	0	0	0	1	106
16:45	67	4	2	0	5	0	5	83	9	0	1	0	0	0	0	10	0	0	0	0	0	0	0	0	1	0	0	0	0	0	0	1	94
1 Hr	297	20	4	0	11	0	6	338	43	2	2	0	0	0	0	47	0	0	0	0	0	0	0	0	5	2	0	0	0	0	0	7	392
17:00	76	5	1	0	4	0	1	87	11	1	0	0	0	0	0	12	0	0	0	0	0	0	0	0	3	0	0	0	0	0	0	3	102
17:15	58	3	2	0	3	0	1	67	9	0	0	0	0	0	0	9	0	0	0	0	0	0	0	0	1	0	0	0	0	0	0	1	77
17:30	77	2	1	0	4	1	3	88	12	1	0	0	0	0	0	13	0	0	0	0	0	0	0	0	2	0	0	0	0	0	0	2	103
17:45	67	2	0	0	2	0	1	72	12	1	0	0	0	0	0	13	0	0	0	0	0	0	0	0	1	0	0	0	0	0	0	1	86
1 Hr	278	12	4	0	13	1	6	314	44	3	0	0	0	0	0	47	0	0	0	0	0	0	0	0	7	0	0	0	0	0	0	7	368
18:00	60	2	0	0	3	1	1	67	8	0	0	0	0	0	0	8	0	0	0	0	0	0	0	0	0	0	0	0	0	0	0	0	75
18:15	69	6	0	0	2	0	1	78	8	0	0	0	0	0	0	8	0	0	0	0	0	0	0	0	2	0	0	0	0	0	0	2	88
18:30	74	4	0	0	4	0	3	85	4	0	0	0	0	0	0	4	0	0	0	0	0	0	0	0	1	0	0	0	0	0	0	1	90
18:45	62	3	0	0	1	0	0	66	2	1	0	0	0	0	0	3	0	0	0	0	0	0	0	0	1	0	0	0	0	0	0	1	70
1 Hr	265	15	0	0	10	1	5	296	22	1	0	0	0	0	0	23	0	0	0	0	0	0	0	0	4	0	0	0	0	0	0	4	323
Total	3525	316	62	0	140	35	155	4233	381	36	13	2	1	2	2	437	14	3	1	0	0	0	0	18	72	12	0	0	0	0	1	85	4773

Tracsis plc
Traffic and Data Services

3319-IRE Woodbrook Traffic Surveys
Junction Turning Count
15/05/2018

Site 6 - Dublin Road(N) / Quinn's Road / Dublin Road(S) / Cherrington Road

Origin : Arm D Cherrington Road

	Destination : Arm A Dublin Road (N)								**Destination :** Arm B Quinn's Road								**Destination :** Arm C Dublin Road(S)								**Destination :** Arm D Cherrington Road								Arm
	Car	LGV	OGV1	OGV2	PSV	MC	PC	Total	Car	LGV	OGV1	OGV2	PSV	MC	PC	Total	Car	LGV	OGV1	OGV2	PSV	MC	PC	Total	Car	LGV	OGV1	OGV2	PSV	MC	PC	Total	Totals
07:00	2	0	0	0	0	0	1	3	0	0	0	0	0	0	0	0	3	1	0	0	0	0	0	4	0	0	0	0	0	0	0	0	7
07:15	3	0	0	0	0	0	0	3	0	0	0	0	0	0	0	0	5	0	0	0	0	0	0	5	0	0	0	0	0	0	0	0	8
07:30	4	0	0	0	0	1	0	5	0	0	0	0	0	0	0	0	6	0	0	0	0	0	0	6	0	0	0	0	0	0	0	0	11
07:45	3	0	0	0	0	0	0	3	0	0	0	0	0	0	0	0	2	0	0	0	0	0	0	2	0	0	0	0	0	0	0	0	5
1 Hr	12	0	0	0	0	1	1	14	0	0	0	0	0	0	0	0	16	1	0	0	0	0	0	17	0	0	0	0	0	0	0	0	31
08:00	4	0	0	0	0	0	0	4	0	0	0	0	0	0	0	0	1	0	0	0	0	0	0	1	0	0	0	0	0	0	0	0	5
08:15	4	0	0	0	0	0	0	4	0	0	0	0	0	0	0	0	3	0	0	0	0	0	0	3	0	0	0	0	0	0	0	0	7
08:30	7	0	0	0	0	0	0	7	0	0	0	0	0	0	0	0	2	1	0	0	0	0	0	3	0	0	0	0	0	0	0	0	10
08:45	4	0	0	0	0	0	0	4	0	1	0	0	0	0	0	1	2	0	0	0	0	0	0	2	0	0	0	0	0	0	0	0	7
1 Hr	19	0	0	0	0	0	0	19	0	1	0	0	0	0	0	1	8	1	0	0	0	0	0	9	0	0	0	0	0	0	0	0	29
09:00	2	0	0	0	0	0	0	2	0	0	0	0	0	0	0	0	2	0	0	0	0	0	0	2	0	0	0	0	0	0	0	0	4
09:15	2	0	0	0	0	0	0	2	0	0	0	0	0	0	0	0	1	0	0	0	0	0	0	1	0	0	0	0	0	0	0	0	3
09:30	8	0	0	0	0	0	0	8	1	0	0	0	0	0	0	1	6	0	0	0	0	0	0	6	0	0	0	0	0	0	0	0	15
09:45	0	0	0	0	0	0	0	0	0	0	0	0	0	0	0	0	0	1	0	0	0	0	0	1	0	0	0	0	0	0	0	0	1
1 Hr	12	0	0	0	0	0	0	12	1	0	0	0	0	0	0	1	9	1	0	0	0	0	0	10	0	0	0	0	0	0	0	0	23
10:00	2	0	0	0	0	0	0	2	0	0	0	0	0	0	0	0	2	0	0	0	0	0	0	2	0	0	0	0	0	0	0	0	4
10:15	2	0	0	0	0	0	0	2	0	0	0	0	0	0	0	0	1	0	0	0	0	0	0	1	0	0	0	0	0	0	0	0	3
10:30	5	0	0	0	0	0	0	5	0	0	0	0	0	0	0	0	1	0	0	0	0	0	0	1	0	0	0	0	0	0	0	0	6
10:45	2	0	0	0	0	0	0	2	2	0	0	0	0	0	0	2	1	0	0	0	0	0	0	1	0	0	0	0	0	0	0	0	5
1 Hr	11	0	0	0	0	0	0	11	2	0	0	0	0	0	0	2	5	0	0	0	0	0	0	5	0	0	0	0	0	0	0	0	18
11:00	4	1	0	0	0	0	0	5	0	0	0	0	0	0	0	0	1	1	0	0	0	0	0	2	0	0	0	0	0	0	0	0	7
11:15	2	1	0	0	0	0	0	3	0	0	0	0	0	0	0	0	0	0	0	0	0	0	0	0	0	0	0	0	0	0	0	0	3
11:30	5	0	0	0	0	0	0	5	1	0	0	0	0	0	0	1	3	0	0	0	0	0	0	3	0	0	0	0	0	0	0	0	9
11:45	0	0	0	0	0	0	0	0	0	0	0	0	0	0	0	0	2	0	0	0	0	0	0	2	0	0	0	0	0	0	0	0	2
1 Hr	11	2	0	0	0	0	0	13	1	0	0	0	0	0	0	1	6	1	0	0	0	0	0	7	0	0	0	0	0	0	0	0	21
12:00	0	0	0	0	0	0	0	0	0	0	0	0	0	0	0	0	2	1	0	0	0	0	0	3	0	0	0	0	0	0	0	0	3
12:15	1	0	0	0	0	0	0	1	0	0	0	0	0	0	0	0	0	0	0	0	0	0	0	0	0	0	0	0	0	0	0	0	1
12:30	2	0	0	0	0	0	0	2	0	0	0	0	0	0	0	0	2	0	0	0	0	0	0	2	0	0	0	0	0	0	0	0	4
12:45	0	0	0	0	0	0	0	0	0	0	0	0	0	0	0	0	2	0	0	0	0	0	0	2	0	0	0	0	0	0	0	0	2
1 Hr	3	0	0	0	0	0	0	3	0	0	0	0	0	0	0	0	6	1	0	0	0	0	0	7	0	0	0	0	0	0	0	0	10
13:00	0	0	0	0	0	0	0	0	1	1	0	0	0	0	0	2	1	0	0	0	0	0	0	1	0	0	0	0	0	0	0	0	3
13:15	3	0	0	0	0	0	0	3	0	0	0	0	0	0	0	0	2	0	0	0	0	0	0	2	0	0	0	0	0	0	0	0	5
13:30	3	0	0	0	0	0	0	3	0	0	0	0	0	0	0	0	1	0	0	0	0	0	0	1	0	0	0	0	0	0	0	0	4
13:45	0	0	0	0	0	0	0	0	1	0	0	0	0	0	0	1	0	0	0	0	0	0	0	0	0	0	0	0	0	0	0	0	1
1 Hr	6	0	0	0	0	0	0	6	2	1	0	0	0	0	0	3	4	0	0	0	0	0	0	4	0	0	0	0	0	0	0	0	13
14:00	5	0	0	0	0	0	0	5	0	0	0	0	0	0	0	0	4	0	0	0	0	0	0	4	0	0	0	0	0	0	0	0	9
14:15	6	1	0	0	0	0	0	7	0	0	0	0	0	0	0	0	0	0	0	0	0	0	0	0	0	0	0	0	0	0	0	0	7
14:30	1	0	0	0	0	0	0	1	0	0	0	0	0	1	0	1	0	0	0	0	0	0	0	0	0	0	0	0	0	0	0	0	2
14:45	3	0	0	0	0	0	0	3	0	0	0	0	0	0	0	0	2	1	0	0	0	0	0	3	0	0	0	0	0	0	0	0	6
1 Hr	15	1	0	0	0	0	0	16	0	0	0	0	0	0	1	1	6	1	0	0	0	0	0	7	0	0	0	0	0	0	0	0	24
15:00	2	2	0	0	0	0	0	4	0	0	0	0	0	0	0	0	1	0	0	0	0	0	0	1	0	0	0	0	0	0	0	0	5
15:15	2	0	0	0	0	0	0	2	0	0	0	0	0	0	0	0	1	0	0	0	0	0	1	2	0	0	0	0	0	0	0	0	4
15:30	1	0	0	0	0	0	0	1	0	0	0	0	0	0	0	0	1	0	0	0	0	0	1	2	0	0	0	0	0	0	0	0	3
15:45	3	0	0	0	0	0	0	3	2	0	0	0	0	0	0	2	3	1	0	0	0	0	0	4	0	0	0	0	0	0	0	0	9
1 Hr	8	2	0	0	0	0	0	10	2	0	0	0	0	0	0	2	6	1	0	0	0	0	2	9	0	0	0	0	0	0	0	0	21
16:00	0	0	0	0	0	0	0	0	0	0	0	0	0	0	0	0	1	0	0	0	0	0	0	1	0	0	0	0	0	0	0	0	1
16:15	3	0	0	0	0	0	0	3	0	0	0	0	0	0	0	0	1	1	0	0	0	0	0	2	0	0	0	0	0	0	0	0	5
16:30	1	0	0	0	0	0	0	1	0	0	0	0	0	0	0	0	0	1	0	0	0	0	0	1	0	0	0	0	0	0	0	0	2
16:45	4	0	0	0	0	0	0	4	0	0	0	0	0	0	0	0	4	0	0	0	0	0	0	4	0	0	0	0	0	0	0	0	8
1 Hr	8	0	0	0	0	0	0	8	0	0	0	0	0	0	0	0	6	2	0	0	0	0	0	8	0	0	0	0	0	0	0	0	16
17:00	0	0	0	0	0	0	0	0	0	0	0	0	0	0	0	0	1	0	0	0	0	0	0	1	0	0	0	0	0	0	0	0	1
17:15	2	0	0	0	0	0	0	2	1	0	0	0	0	0	0	1	1	0	0	0	0	0	0	1	0	0	0	0	0	0	0	0	4
17:30	1	0	0	0	0	0	0	1	0	0	0	0	0	0	0	0	0	0	0	0	0	0	0	0	0	0	0	0	0	0	0	0	1
17:45	4	0	0	0	0	0	0	4	0	0	0	0	0	0	0	0	0	1	0	0	0	0	0	1	0	0	0	0	0	0	0	0	5
1 Hr	7	0	0	0	0	0	0	7	1	0	0	0	0	0	0	1	2	1	0	0	0	0	0	3	0	0	0	0	0	0	0	0	11
18:00	1	0	0	0	0	0	0	1	1	0	0	0	0	0	0	1	1	0	0	0	0	0	0	1	0	0	0	0	0	0	0	0	3
18:15	2	0	0	0	0	0	0	2	0	0	0	0	0	0	0	0	2	0	0	0	0	0	0	2	0	0	0	0	0	0	0	0	4
18:30	2	0	1	0	0	0	0	3	1	0	0	0	0	0	0	1	2	0	1	0	0	0	0	3	0	0	0	0	0	0	0	0	7
18:45	3	0	0	0	0	0	0	3	0	0	0	0	0	0	0	0	5	0	0	0	0	0	0	5	0	0	0	0	0	0	0	0	8
1 Hr	8	0	1	0	0	0	0	9	2	0	0	0	0	0	0	2	10	0	1	0	0	0	0	11	0	0	0	0	0	0	0	0	22
Total	120	5	1	0	0	1	1	128	11	2	0	0	0	0	1	14	84	10	1	0	0	0	2	97	0	0	0	0	0	0	0	0	239

Tracsis plc
Traffic and Data Services

3319-IRE Woodbrook Traffic Surveys
Junction Turning Count
15/05/2018

Site 6 - Dublin Road(N) / Quinn's Road / Dublin Road(S) / Cherrington Road

ORIGIN SUMMARY

	Origin : Arm A Dublin Road(N)							Total	Origin : Arm B Quinn's Road							Total	Origin : Arm C Dublin Road(S)							Total	Origin : Arm D Cherrington Road							Total	Origin Totals
	Car	LGV	OGV1	OGV2	PSV	MC	PC		Car	LGV	OGV1	OGV2	PSV	MC	PC		Car	LGV	OGV1	OGV2	PSV	MC	PC		Car	LGV	OGV1	OGV2	PSV	MC	PC		
07:00	24	6	1	0	1	0	1	33	14	2	0	0	0	0	0	16	47	9	2	0	2	0	8	68	5	1	0	0	0	0	1	7	124
07:15	29	5	2	0	2	0	0	38	23	2	0	0	0	0	0	25	57	8	1	0	4	0	12	82	8	0	0	0	0	0	0	8	153
07:30	51	10	1	0	2	0	1	65	22	2	0	0	0	0	0	24	79	15	3	0	1	2	12	112	10	0	0	0	0	1	0	11	212
07:45	60	14	2	0	3	1	3	83	35	3	0	0	0	1	0	39	106	9	3	0	6	2	15	141	5	0	0	0	0	0	0	5	268
1 Hr	164	35	6	0	8	1	5	219	94	9	0	0	0	1	0	104	289	41	9	0	13	4	47	403	28	1	0	0	0	1	1	31	757
08:00	62	8	4	0	3	1	0	78	32	6	2	0	0	1	2	43	107	11	3	0	9	1	13	144	5	0	0	0	0	0	0	5	270
08:15	85	4	2	0	3	0	2	96	33	5	1	0	0	1	1	41	122	9	3	0	4	2	12	152	7	0	0	0	0	0	0	7	296
08:30	78	6	3	0	2	2	5	96	49	1	0	0	0	1	1	52	111	7	3	0	3	3	6	133	9	1	0	0	0	0	0	10	291
08:45	105	6	1	0	2	0	5	119	42	2	0	0	0	1	0	45	105	6	2	0	1	2	5	121	6	1	0	0	0	0	0	7	292
1 Hr	330	24	10	0	10	3	12	389	156	14	3	0	0	4	4	181	445	33	11	0	17	8	36	550	27	2	0	0	0	0	0	29	1149
09:00	127	6	3	0	3	0	0	139	22	2	0	0	0	0	0	24	68	8	4	0	7	1	5	93	4	0	0	0	0	0	0	4	260
09:15	80	9	1	0	4	1	1	96	33	1	2	0	0	1	0	37	74	16	0	0	2	0	1	93	3	0	0	0	0	0	0	3	229
09:30	75	4	2	1	4	0	3	89	14	1	0	0	0	0	0	15	80	10	3	0	3	0	2	98	15	0	0	0	0	0	0	15	217
09:45	73	14	2	0	1	0	0	90	25	2	2	0	0	0	1	30	85	8	2	0	3	1	3	102	0	1	0	0	0	0	0	1	223
1 Hr	355	33	8	1	12	1	4	414	94	6	4	0	0	1	1	106	307	42	9	0	15	2	11	386	22	1	0	0	0	0	0	23	929
10:00	91	6	1	0	2	0	2	102	24	1	0	0	0	0	1	26	69	11	1	1	3	2	3	90	4	0	0	0	0	0	0	4	222
10:15	83	10	0	1	5	1	1	101	14	2	1	0	0	0	0	17	64	8	0	0	3	0	6	81	3	0	0	0	0	0	0	3	202
10:30	72	10	5	0	2	1	1	91	21	3	1	1	0	0	0	26	63	6	1	0	3	1	1	75	6	0	0	0	0	0	0	6	198
10:45	85	13	3	0	2	0	0	103	23	0	1	0	0	0	0	24	70	9	5	0	2	5	4	95	5	0	0	0	0	0	0	5	227
1 Hr	331	39	9	1	11	2	4	397	82	6	3	1	0	0	1	93	266	34	7	1	11	8	14	341	18	0	0	0	0	0	0	18	849
11:00	89	13	0	0	4	1	6	113	31	4	0	0	0	0	1	36	88	14	1	0	3	0	1	107	5	2	0	0	0	0	0	7	263
11:15	76	8	1	0	1	0	0	86	27	3	1	0	0	0	1	32	85	12	3	0	1	0	6	107	2	1	0	0	0	0	0	3	228
11:30	79	17	3	0	1	0	4	104	19	37	2	0	0	0	1	59	72	7	0	0	4	1	1	85	9	0	0	0	0	0	0	9	257
11:45	88	5	2	1	3	0	2	101	27	0	0	0	0	0	0	27	83	17	1	0	2	0	0	103	2	0	0	0	0	0	0	2	233
1 Hr	332	43	6	1	9	1	12	404	104	44	3	0	0	0	3	154	328	50	5	0	10	1	8	402	18	3	0	0	0	0	0	21	981
12:00	104	9	1	0	2	2	1	119	17	1	1	0	0	0	2	21	82	10	1	0	3	0	1	97	2	1	0	0	0	0	0	3	240
12:15	91	8	2	0	2	1	2	106	21	2	0	0	0	0	0	23	90	11	2	0	3	1	4	111	1	0	0	0	0	0	0	1	241
12:30	101	11	2	1	2	4	4	125	31	0	1	0	0	0	0	32	88	10	2	0	3	0	0	103	4	0	0	0	0	0	0	4	264
12:45	94	7	3	1	2	1	0	108	17	2	0	0	0	0	0	19	67	8	2	0	1	2	0	80	2	0	0	0	0	0	0	2	209
1 Hr	390	35	8	2	8	8	7	458	86	5	2	0	0	0	2	95	327	39	7	0	10	3	5	391	9	1	0	0	0	0	0	10	954
13:00	109	8	0	0	2	0	1	120	39	3	1	0	0	0	0	43	112	5	0	0	4	0	3	124	2	1	0	0	0	0	0	3	290
13:15	117	7	0	0	3	0	0	127	24	6	0	0	0	1	1	32	68	9	0	0	2	0	3	82	5	0	0	0	0	0	0	5	246
13:30	118	5	2	0	2	0	0	127	24	1	1	0	0	0	0	26	74	4	1	0	3	1	2	85	4	0	0	0	0	0	0	4	242
13:45	110	6	0	0	1	0	0	117	24	1	0	0	0	0	0	25	75	7	2	0	2	3	1	90	1	0	0	0	0	0	0	1	233
1 Hr	454	26	2	0	8	0	1	491	111	11	2	0	0	1	1	126	329	25	3	0	11	4	9	381	12	1	0	0	0	0	0	13	1011
14:00	95	11	3	0	3	0	4	116	33	1	1	0	0	0	0	35	106	4	3	0	3	1	2	119	9	0	0	0	0	0	0	9	279
14:15	89	12	1	0	3	0	0	105	28	4	0	1	0	0	0	33	100	6	3	0	0	0	1	110	6	1	0	0	0	0	0	7	255
14:30	122	12	1	0	3	0	5	143	26	6	2	0	0	0	0	34	84	7	2	0	4	0	1	98	1	0	0	0	0	0	1	2	277
14:45	121	6	3	0	1	0	2	133	19	4	0	1	0	0	2	26	98	7	0	0	2	1	1	109	5	1	0	0	0	0	0	6	274
1 Hr	427	41	8	0	10	0	11	497	106	15	3	2	0	0	2	128	388	24	8	0	9	2	5	436	21	2	0	0	0	0	1	24	1085
15:00	119	6	3	0	3	0	1	132	23	0	1	0	0	0	0	24	64	6	3	1	3	1	3	81	3	2	0	0	0	0	0	5	242
15:15	105	6	2	0	5	0	5	123	29	2	0	1	0	1	0	33	90	5	3	0	1	1	1	101	3	0	0	0	0	0	1	4	261
15:30	103	15	0	0	1	2	0	121	22	2	1	0	0	0	0	25	106	6	1	0	3	0	2	118	2	0	0	0	0	0	1	3	267
15:45	100	21	3	1	4	0	1	130	26	3	0	0	0	0	0	29	88	7	0	0	4	1	0	100	8	1	0	0	0	0	0	9	268
1 Hr	427	48	8	1	13	2	7	506	100	7	2	1	0	1	0	111	348	24	7	1	11	3	6	400	16	3	0	0	0	0	2	21	1038
16:00	122	21	3	0	2	0	2	150	29	3	1	0	0	0	0	33	103	7	0	0	2	0	0	112	1	0	0	0	0	0	0	1	296
16:15	136	17	2	0	4	0	3	162	24	3	1	0	0	0	0	28	69	8	2	0	0	0	1	80	4	1	0	0	0	0	0	5	275
16:30	149	20	1	0	3	0	6	179	26	2	0	0	0	0	0	28	96	5	1	0	4	0	0	106	1	1	0	0	0	0	0	2	315
16:45	160	16	1	1	1	2	7	188	26	1	0	0	0	0	0	27	77	4	3	0	5	0	5	94	8	0	0	0	0	0	0	8	317
1 Hr	567	74	7	1	10	2	18	679	105	9	2	0	0	0	0	116	345	24	6	0	11	0	6	392	14	2	0	0	0	0	0	16	1203
17:00	147	27	0	0	4	3	4	185	37	3	0	0	0	0	0	40	90	6	1	0	4	0	1	102	1	0	0	0	0	0	0	1	328
17:15	168	20	1	1	2	4	9	205	21	0	0	0	0	0	0	21	68	3	2	0	3	0	1	77	4	0	0	0	0	0	0	4	307
17:30	156	14	1	0	7	3	9	190	17	2	0	0	0	0	0	19	91	3	1	0	4	1	3	103	1	0	0	0	0	0	0	1	313
17:45	181	14	0	0	3	0	10	208	20	1	0	0	0	0	0	21	80	3	0	0	2	0	1	86	4	1	0	0	0	0	0	5	320
1 Hr	652	75	2	1	16	10	32	788	95	6	0	0	0	0	0	101	329	15	4	0	13	1	6	368	10	1	0	0	0	0	0	11	1268
18:00	181	11	1	0	4	3	12	212	26	1	1	0	0	0	0	28	68	2	0	0	3	1	1	75	3	0	0	0	0	0	0	3	318
18:15	174	13	0	0	5	2	12	206	21	0	0	0	0	0	1	22	79	6	0	0	2	0	1	88	4	0	0	0	0	0	0	4	320
18:30	158	5	1	0	4	4	9	181	29	0	0	0	0	0	0	29	79	4	0	0	4	0	3	90	5	0	2	0	0	0	0	7	307
18:45	181	12	0	0	2	1	7	203	30	0	0	0	0	0	0	30	65	4	0	0	1	0	0	70	8	0	0	0	0	0	0	8	311
1 Hr	694	41	2	0	15	10	40	802	106	1	1	0	0	0	1	109	291	16	0	0	10	1	5	323	20	0	2	0	0	0	0	22	1256
Total	5123	514	76	8	130	40	153	6044	1239	133	25	4	0	8	15	1424	3992	367	76	2	141	37	158	4773	215	17	2	0	0	1	4	239	12480

Tracsis plc
Traffic and Data Services

3319-IRE Woodbrook Traffic Surveys
Junction Turning Count
15/05/2018

Site 6 - Dublin Road(N) / Quinn's Road / Dublin Road(S) / Cherrington Road

DESTINATION SUMMARY

	Destination : Arm A Dublin Road(N)								**Destination :** Arm B Quinn's Road								**Destination :** Arm C Dublin Road(S)								**Destination :** Arm D Cherrington Road								Dest
	Car	LGV	OGV1	OGV2	PSV	MC	PC	Total	Car	LGV	OGV1	OGV2	PSV	MC	PC	Total	Car	LGV	OGV1	OGV2	PSV	MC	PC	Total	Car	LGV	OGV1	OGV2	PSV	MC	PC	Total	Totals
07:00	59	9	2	0	2	0	9	81	5	0	0	0	0	0	0	5	24	7	1	0	1	0	1	34	2	2	0	0	0	0	0	4	124
07:15	77	10	1	0	4	0	12	104	4	2	0	0	0	0	0	6	33	3	2	0	2	0	0	40	3	0	0	0	0	0	0	3	153
07:30	95	16	3	0	1	3	12	130	7	1	0	0	0	0	0	8	59	10	1	0	2	0	1	73	1	0	0	0	0	0	0	1	212
07:45	130	10	3	0	6	3	15	167	16	2	0	0	0	0	0	18	59	14	2	0	3	1	3	82	1	0	0	0	0	0	0	1	268
1 Hr	361	45	9	0	13	6	48	482	32	5	0	0	0	0	0	37	175	34	6	0	8	1	5	229	7	2	0	0	0	0	0	9	757
08:00	131	11	3	0	8	2	15	170	14	4	1	0	1	0	0	20	57	9	5	0	3	1	0	75	4	1	0	0	0	0	0	5	270
08:15	141	10	3	0	4	2	13	173	11	2	2	0	0	0	0	15	95	6	1	0	3	1	2	108	0	0	0	0	0	0	0	0	296
08:30	151	7	3	0	3	4	7	175	10	0	1	0	0	0	0	11	85	6	2	0	2	2	5	102	1	2	0	0	0	0	0	3	291
08:45	135	6	1	0	1	2	5	150	17	4	1	0	0	0	0	22	102	5	1	0	2	1	5	116	4	0	0	0	0	0	0	4	292
1 Hr	558	34	10	0	16	10	40	668	52	10	5	0	1	0	0	68	339	26	9	0	10	5	12	401	9	3	0	0	0	0	0	12	1149
09:00	78	9	4	0	7	1	5	104	22	2	1	0	0	0	0	25	115	5	2	0	3	0	0	125	6	0	0	0	0	0	0	6	260
09:15	90	18	1	0	2	1	1	113	16	0	0	0	0	0	0	16	81	8	2	0	4	1	1	97	3	0	0	0	0	0	0	3	229
09:30	92	11	3	0	3	0	2	111	16	0	0	0	0	0	0	16	71	4	2	1	4	0	3	85	5	0	0	0	0	0	0	5	217
09:45	97	10	2	0	3	1	4	117	17	1	0	0	0	0	0	18	68	14	4	0	1	0	0	87	1	0	0	0	0	0	0	1	223
1 Hr	357	48	10	0	15	3	12	445	71	3	1	0	0	0	0	75	335	31	10	1	12	1	4	394	15	0	0	0	0	0	0	15	929
10:00	80	11	1	0	3	2	4	101	16	3	1	1	0	0	0	21	91	4	0	0	2	0	2	99	1	0	0	0	0	0	0	1	222
10:15	67	7	0	0	3	0	5	82	23	4	0	0	0	0	1	28	68	8	1	1	5	1	1	85	6	1	0	0	0	0	0	7	202
10:30	70	8	1	0	3	1	1	84	19	1	2	0	0	0	0	22	69	10	4	1	2	1	1	88	4	0	0	0	0	0	0	4	198
10:45	78	8	4	0	2	5	4	101	24	3	3	0	0	0	0	30	77	11	2	0	2	0	0	92	4	0	0	0	0	0	0	4	227
1 Hr	295	34	6	0	11	8	14	368	82	11	6	1	0	0	1	101	305	33	7	2	11	2	4	364	15	1	0	0	0	0	0	16	849
11:00	104	14	1	0	3	0	2	124	14	4	0	0	0	0	0	18	93	14	0	0	4	1	6	118	2	1	0	0	0	0	0	3	263
11:15	101	14	2	0	1	0	7	125	24	2	1	0	0	0	0	27	63	7	2	0	1	0	0	73	2	1	0	0	0	0	0	3	228
11:30	78	41	1	0	4	1	2	127	19	4	0	0	0	0	0	23	80	16	4	0	1	0	4	105	2	0	0	0	0	0	0	2	257
11:45	96	15	1	0	2	0	0	114	18	4	0	0	0	0	0	22	84	3	2	1	3	0	2	95	2	0	0	0	0	0	0	2	233
1 Hr	379	84	5	0	10	1	11	490	75	14	1	0	0	0	0	90	320	40	8	1	9	1	12	391	8	2	0	0	0	0	0	10	981
12:00	85	10	2	0	3	0	2	102	28	2	0	0	0	0	0	30	88	8	1	0	2	2	2	103	4	1	0	0	0	0	0	5	240
12:15	95	10	0	0	3	1	4	113	26	2	2	0	0	0	0	30	78	9	2	0	2	1	2	94	4	0	0	0	0	0	0	4	241
12:30	101	11	3	0	3	0	0	118	26	4	0	0	0	1	0	31	93	6	2	1	2	3	4	111	4	0	0	0	0	0	0	4	264
12:45	72	10	2	0	1	2	0	87	18	1	0	0	0	0	0	19	90	6	3	1	2	1	0	103	0	0	0	0	0	0	0	0	209
1 Hr	353	41	7	0	10	3	6	420	98	9	2	0	0	1	0	110	349	29	8	2	8	7	8	411	12	1	0	0	0	0	0	13	954
13:00	126	6	0	0	4	0	2	138	32	5	0	0	0	0	1	38	93	5	1	0	2	0	1	102	11	1	0	0	0	0	0	12	290
13:15	81	10	0	0	2	1	3	97	18	4	0	0	0	0	0	22	109	7	0	0	3	0	1	120	6	1	0	0	0	0	0	7	246
13:30	70	2	2	0	3	0	2	79	29	2	2	0	0	1	0	34	113	6	0	0	2	0	0	121	8	0	0	0	0	0	0	8	242
13:45	80	7	1	0	2	3	1	94	28	2	0	0	0	0	0	30	95	5	1	0	1	0	0	102	7	0	0	0	0	0	0	7	233
1 Hr	357	25	3	0	11	4	8	408	107	13	2	0	0	1	1	124	410	23	2	0	8	0	2	445	32	2	0	0	0	0	0	34	1011
14:00	124	3	3	0	3	1	2	136	22	2	1	0	0	0	1	26	92	10	3	0	3	0	3	111	5	1	0	0	0	0	0	6	279
14:15	122	7	3	1	0	0	1	134	23	7	1	0	0	0	0	31	70	9	0	0	3	0	0	82	8	0	0	0	0	0	0	8	255
14:30	93	9	1	0	4	0	1	108	33	2	2	0	0	0	4	41	103	13	2	0	3	0	2	123	4	1	0	0	0	0	0	5	277
14:45	103	7	0	1	2	1	3	117	38	0	0	0	0	0	1	39	98	9	3	0	1	0	1	112	4	2	0	0	0	0	0	6	274
1 Hr	442	26	7	2	9	2	7	495	116	11	4	0	0	0	6	137	363	41	8	0	10	0	6	428	21	4	0	0	0	0	0	25	1085
15:00	73	6	3	0	3	1	2	88	34	2	1	1	0	0	0	38	100	6	3	0	3	0	1	113	2	0	0	0	0	0	1	3	242
15:15	100	7	3	0	1	2	1	114	27	0	0	0	0	0	1	28	100	6	2	1	5	0	5	119	0	0	0	0	0	0	0	0	261
15:30	110	8	1	0	3	0	2	124	36	2	0	0	0	2	0	40	83	13	1	0	1	0	1	99	4	0	0	0	0	0	0	4	267
15:45	95	7	0	0	4	0	0	106	30	5	0	0	0	1	0	36	92	19	3	1	4	0	1	120	5	1	0	0	0	0	0	6	268
1 Hr	378	28	7	0	11	3	5	432	127	9	1	1	0	3	1	142	375	44	9	2	13	0	8	451	11	1	0	0	0	0	1	13	1038
16:00	118	5	0	0	2	0	0	125	35	6	0	0	0	0	1	42	95	19	4	0	2	0	1	121	7	1	0	0	0	0	0	8	296
16:15	75	10	2	0	0	0	1	88	34	2	1	0	0	0	0	37	121	16	2	0	4	0	3	146	3	1	0	0	0	0	0	4	275
16:30	98	5	1	0	4	0	0	108	36	1	0	0	0	0	0	37	132	22	1	0	3	0	6	164	6	0	0	0	0	0	0	6	315
16:45	88	4	2	0	5	0	5	104	39	0	1	0	0	0	0	40	141	17	1	1	1	2	7	170	3	0	0	0	0	0	0	3	317
1 Hr	379	24	5	0	11	0	6	425	144	9	2	0	0	0	1	156	489	74	8	1	10	2	17	601	19	2	0	0	0	0	0	21	1203
17:00	104	7	1	0	4	0	1	117	27	3	0	0	0	2	1	33	137	25	0	0	4	1	3	170	7	1	0	0	0	0	0	8	328
17:15	75	3	2	0	3	0	1	84	34	1	0	0	0	0	1	36	149	18	1	1	2	4	8	183	3	1	0	0	0	0	0	4	307
17:30	89	4	1	0	4	1	3	102	33	3	0	0	0	0	1	37	138	12	1	0	7	3	8	169	5	0	0	0	0	0	0	5	313
17:45	85	2	0	0	2	0	1	90	40	3	0	0	0	0	1	44	153	14	0	0	3	0	9	179	7	0	0	0	0	0	0	7	320
1 Hr	353	16	4	0	13	1	6	393	134	10	0	0	0	2	4	150	577	69	2	1	16	8	28	701	22	2	0	0	0	0	0	24	1268
18:00	80	2	1	0	3	1	1	88	46	1	0	0	0	0	0	47	144	11	1	0	4	2	12	174	8	0	0	0	0	1	0	9	318
18:15	90	6	0	0	2	0	2	100	32	0	0	0	0	0	1	33	148	13	0	0	5	2	11	179	8	0	0	0	0	0	0	8	320
18:30	98	4	1	0	4	0	3	110	30	2	1	0	0	1	0	34	137	3	1	0	4	3	9	157	6	0	0	0	0	0	0	6	307
18:45	86	3	0	0	1	0	0	90	20	1	0	0	0	0	0	21	172	12	0	0	2	1	7	194	6	0	0	0	0	0	0	6	311
1 Hr	354	15	2	0	10	1	6	388	128	4	1	0	0	1	1	135	601	39	2	0	15	8	39	704	28	0	0	0	0	1	0	29	1256
Total	4566	420	75	2	140	42	169	5414	1166	108	25	2	1	8	15	1325	4638	483	79	10	130	35	145	5520	199	20	0	0	0	1	1	221	12480

Tracsis plc
Traffic and Data Services

3319-IRE Woodbrook Traffic Surveys
Junction Turning Count
15/05/2018

Site 7 - Shanganagh Road / Corbawn Lane / Dublin Road(SSW) / Dublin Road(NW)

Origin : Arm A Shanganagh Road

	Destination : Arm A Shanganagh Road								**Destination :** Arm B Corbawn Lane								**Destination :** Arm C Dublin Road (SSW)								**Destination :** Arm D Dublin Road (NW)								Arm
	Car	LGV	OGV1	OGV2	PSV	MC	PC	Total	Car	LGV	OGV1	OGV2	PSV	MC	PC	Total	Car	LGV	OGV1	OGV2	PSV	MC	PC	Total	Car	LGV	OGV1	OGV2	PSV	MC	PC	Total	Totals
07:00	0	0	0	0	0	0	0	0	0	0	0	0	0	0	0	0	10	2	0	0	0	0	0	12	34	0	1	0	0	0	0	35	47
07:15	0	0	0	0	0	0	0	0	1	0	0	0	0	0	0	1	11	3	1	0	0	0	0	15	37	7	0	0	0	0	0	44	60
07:30	0	0	0	0	0	0	0	0	0	0	0	0	1	0	0	1	26	7	1	0	1	0	0	35	38	7	1	0	1	0	0	47	83
07:45	0	0	0	0	0	0	0	0	0	0	0	0	0	0	0	0	34	9	1	0	0	1	1	46	43	1	1	0	0	0	0	45	91
1 Hr	0	0	0	0	0	0	0	0	1	0	0	0	1	0	0	2	81	21	3	0	1	1	1	108	152	15	3	0	1	0	0	171	281
08:00	0	0	0	0	0	0	0	0	0	0	0	0	0	0	0	0	40	3	1	0	1	0	0	45	61	3	0	0	2	0	0	66	111
08:15	0	0	0	0	0	0	0	0	1	0	0	0	0	0	0	1	55	3	0	0	0	1	1	60	49	2	1	0	0	1	0	53	114
08:30	0	0	0	0	0	0	0	0	0	0	0	0	0	0	0	0	56	4	1	0	1	0	0	62	59	2	0	1	1	0	0	63	125
08:45	0	0	0	0	0	1	0	1	0	0	0	0	0	0	0	0	67	2	0	0	0	0	0	69	59	2	0	0	0	0	0	61	131
1 Hr	0	0	0	0	0	1	0	1	1	0	0	0	0	0	0	1	218	12	2	0	2	1	1	236	228	9	1	1	3	1	0	243	481
09:00	0	0	0	0	0	0	0	0	0	0	0	0	0	0	0	0	81	5	2	0	0	0	0	88	55	2	0	0	1	1	0	59	147
09:15	0	0	0	0	0	0	0	0	0	0	0	0	0	0	0	0	43	4	0	0	1	1	3	52	40	6	1	0	0	0	0	47	99
09:30	0	0	0	0	0	0	0	0	0	2	0	0	0	0	0	2	40	6	1	0	1	0	0	48	29	2	1	0	1	0	0	33	83
09:45	1	0	0	0	0	0	0	1	0	0	0	0	0	0	0	0	45	6	1	0	0	0	0	52	25	2	0	0	0	0	1	28	81
1 Hr	1	0	0	0	0	0	0	1	0	2	0	0	0	0	0	2	209	21	4	0	2	1	3	240	149	12	2	0	2	1	1	167	410
10:00	0	0	0	0	0	0	0	0	0	0	0	0	0	0	0	0	34	3	1	0	0	0	2	40	32	2	0	0	0	0	1	35	75
10:15	0	0	0	0	0	0	0	0	3	0	0	0	0	0	0	3	43	6	0	0	1	1	0	51	19	3	0	0	0	0	0	22	76
10:30	0	0	0	0	0	0	0	0	5	0	0	0	0	0	0	5	35	5	2	0	0	1	1	44	24	3	1	0	0	0	0	28	77
10:45	0	0	0	0	0	0	0	0	4	0	0	0	0	0	0	4	35	6	1	0	1	0	0	43	27	0	0	2	0	0	0	29	76
1 Hr	0	0	0	0	0	0	0	0	12	0	0	0	0	0	0	12	147	20	4	0	2	2	3	178	102	8	1	2	0	0	1	114	304
11:00	0	0	0	0	0	0	0	0	6	0	0	0	0	0	0	6	40	4	0	0	0	0	1	45	33	3	0	0	0	0	0	36	87
11:15	0	0	0	0	0	0	0	0	10	0	0	0	0	0	0	10	39	5	0	0	1	0	0	45	19	3	1	1	0	0	0	24	79
11:30	0	0	0	0	0	0	0	0	3	0	0	0	0	0	0	3	41	7	2	0	0	0	0	50	15	4	0	1	0	0	0	20	73
11:45	0	0	0	0	0	0	0	0	2	0	0	0	0	0	0	2	49	2	1	0	1	0	1	54	22	4	0	1	0	0	0	27	83
1 Hr	0	0	0	0	0	0	0	0	21	0	0	0	0	0	0	21	169	18	3	0	2	0	2	194	89	14	1	3	0	0	0	107	322
12:00	0	0	0	0	0	0	0	0	2	0	0	0	0	0	0	2	59	10	1	0	0	1	0	71	19	1	1	0	0	1	0	22	95
12:15	0	0	0	0	0	0	0	0	2	0	0	0	0	0	0	2	43	5	0	0	1	1	0	50	25	5	0	0	0	0	0	30	82
12:30	0	0	0	0	0	0	0	0	3	0	1	0	0	0	0	4	48	4	2	0	0	0	0	54	29	6	2	0	0	0	0	37	95
12:45	0	0	0	0	0	0	0	0	0	0	0	0	0	0	0	0	59	2	2	0	1	1	0	65	34	3	1	0	0	0	0	38	103
1 Hr	0	0	0	0	0	0	0	0	7	0	1	0	0	0	0	8	209	21	5	0	2	3	0	240	107	15	4	0	0	1	0	127	375
13:00	0	0	0	0	0	0	0	0	0	0	0	0	0	0	0	0	46	3	0	0	0	0	0	49	41	3	1	0	0	2	0	47	96
13:15	0	0	0	0	0	0	0	0	2	0	0	0	0	0	0	2	75	6	0	0	0	0	0	81	49	3	0	0	0	1	0	53	136
13:30	0	0	0	0	0	0	0	0	0	0	0	0	0	0	0	0	60	1	1	0	1	0	0	63	35	2	1	0	0	0	0	38	101
13:45	0	0	0	0	0	0	0	0	0	0	0	0	0	0	0	0	45	0	1	0	1	0	0	47	24	1	3	0	0	0	0	28	75
1 Hr	0	0	0	0	0	0	0	0	2	0	0	0	0	0	0	2	226	10	2	0	2	0	0	240	149	9	5	0	0	3	0	166	408
14:00	0	0	0	0	0	0	0	0	0	0	0	0	0	0	1	1	59	9	3	0	0	0	0	71	26	0	1	0	0	0	0	27	99
14:15	0	0	0	0	0	0	0	0	1	0	0	0	0	0	0	1	50	8	0	0	0	1	0	59	24	1	1	0	0	0	0	26	86
14:30	0	0	0	0	0	0	0	0	1	0	0	0	0	0	0	1	62	7	2	0	1	0	0	72	30	1	0	0	0	0	0	31	104
14:45	0	0	0	0	0	0	0	0	1	0	0	0	0	0	0	1	66	4	3	0	0	0	2	75	27	3	1	0	0	0	0	31	107
1 Hr	0	0	0	0	0	0	0	0	3	0	0	0	0	0	1	4	237	28	8	0	1	1	2	277	107	5	3	0	0	0	0	115	396
15:00	0	0	0	0	0	0	0	0	0	0	0	0	0	0	0	0	48	4	3	0	1	0	0	56	19	1	3	1	1	0	0	25	81
15:15	0	0	0	0	0	0	0	0	0	0	0	0	0	0	0	0	50	5	1	0	0	0	0	56	19	7	0	0	0	0	0	26	82
15:30	0	0	0	0	0	0	0	0	0	0	0	0	0	0	0	0	44	9	0	0	0	0	0	53	29	3	2	0	0	0	0	34	87
15:45	0	0	0	0	0	0	0	0	1	0	0	0	0	0	0	1	69	14	4	0	2	0	0	89	27	5	0	0	0	0	0	32	122
1 Hr	0	0	0	0	0	0	0	0	1	0	0	0	0	0	0	1	211	32	8	0	3	0	0	254	94	16	5	1	1	0	0	117	372
16:00	0	0	0	0	0	0	0	0	1	0	0	0	0	0	0	1	60	11	2	0	1	0	0	74	42	4	0	0	1	1	0	48	123
16:15	0	0	0	0	0	0	0	0	0	0	0	0	0	0	0	0	88	12	2	0	0	0	0	102	35	5	0	0	0	0	0	40	142
16:30	1	0	0	0	0	0	0	1	1	0	0	0	0	0	0	1	98	14	1	0	0	0	0	113	46	8	0	0	0	0	1	55	170
16:45	0	0	0	0	0	0	0	0	0	0	0	0	0	0	0	0	91	15	1	0	1	2	2	112	25	9	0	0	1	0	0	35	147
1 Hr	1	0	0	0	0	0	0	1	2	0	0	0	0	0	0	2	337	52	6	0	2	2	2	401	148	26	0	0	2	1	1	178	582
17:00	0	0	0	0	0	0	0	0	0	0	0	0	0	0	0	0	80	21	0	0	0	3	0	104	50	2	0	0	0	0	0	52	156
17:15	0	0	0	0	0	0	0	0	0	0	0	0	0	0	0	0	80	7	1	0	1	1	0	90	31	2	0	0	0	0	0	33	123
17:30	0	0	0	0	0	0	0	0	1	0	0	0	0	0	0	1	75	5	0	0	0	1	1	82	35	3	0	0	1	0	0	39	122
17:45	0	0	0	0	0	0	0	0	1	0	0	0	0	0	0	1	85	3	0	0	0	0	0	88	32	3	0	0	0	0	1	36	125
1 Hr	0	0	0	0	0	0	0	0	2	0	0	0	0	0	0	2	320	36	1	0	1	5	1	364	148	10	0	0	1	0	1	160	526
18:00	0	0	0	0	0	0	0	0	1	0	0	0	0	0	0	1	81	8	1	0	0	1	1	92	39	4	0	0	1	0	0	44	137
18:15	0	0	0	0	0	0	0	0	1	0	0	0	0	0	0	1	77	4	0	0	0	1	3	85	27	3	0	0	2	0	0	32	118
18:30	0	0	0	0	0	0	0	0	0	0	0	0	0	0	0	0	72	1	0	0	1	1	0	75	45	2	0	0	0	1	0	48	123
18:45	0	0	0	0	0	0	0	0	0	0	0	0	0	0	0	0	67	6	0	0	0	0	0	73	28	2	0	0	3	0	0	33	106
1 Hr	0	0	0	0	0	0	0	0	2	0	0	0	0	0	0	2	297	19	1	0	1	3	4	325	139	11	0	0	6	1	0	157	484
Total	2	0	0	0	0	1	0	3	54	2	1	0	1	0	1	59	2661	290	47	0	21	19	19	3057	1612	150	25	7	16	8	4	1822	4941

Tracsis plc
Traffic and Data Services

3319-IRE Woodbrook Traffic Surveys
Junction Turning Count
15/05/2018

Site 7 - Shanganagh Road / Corbawn Lane / Dublin Road(SSW) / Dublin Road(NW)

Origin : Arm B Corbawn Lane

	Destination : Arm A Shanganagh Road								**Destination :** Arm B Corbawn Lane								**Destination :** Arm C Dublin Road (SSW)								**Destination :** Arm D Dublin Road (NW)								Arm
	Car	LGV	OGV1	OGV2	PSV	MC	PC	Total	Car	LGV	OGV1	OGV2	PSV	MC	PC	Total	Car	LGV	OGV1	OGV2	PSV	MC	PC	Total	Car	LGV	OGV1	OGV2	PSV	MC	PC	Total	Totals
07:00	0	0	0	0	0	0	0	0	0	0	0	0	0	0	0	0	1	0	0	0	0	0	0	1	18	0	0	0	0	0	3	21	22
07:15	0	0	0	0	0	0	0	0	1	0	0	0	0	0	0	1	5	0	0	0	0	0	0	5	26	2	0	0	0	1	5	34	40
07:30	1	0	0	0	0	0	0	1	0	0	0	0	0	0	0	0	11	2	1	0	0	0	1	15	25	1	1	0	0	1	1	29	45
07:45	2	0	0	0	0	0	0	2	0	0	0	0	0	0	0	0	14	0	0	0	0	0	0	14	41	3	0	0	0	0	1	45	61
1 Hr	3	0	0	0	0	0	0	3	1	0	0	0	0	0	0	1	31	2	1	0	0	0	1	35	110	6	1	0	0	2	10	129	168
08:00	0	0	0	0	0	0	0	0	0	0	0	0	0	0	0	0	7	1	0	0	0	0	0	8	38	3	0	0	0	0	1	42	50
08:15	1	0	0	0	0	0	0	1	0	0	0	0	0	0	0	0	14	0	0	0	0	0	0	14	33	1	0	0	0	1	0	35	50
08:30	3	0	0	0	0	0	0	3	0	0	0	0	0	0	0	0	24	1	0	0	0	0	0	25	48	0	0	0	0	0	1	49	77
08:45	0	0	0	0	0	0	0	0	0	0	0	0	0	0	0	0	9	1	0	0	0	0	0	10	14	0	0	0	0	0	1	15	25
1 Hr	4	0	0	0	0	0	0	4	0	0	0	0	0	0	0	0	54	3	0	0	0	0	0	57	133	4	0	0	0	1	3	141	202
09:00	2	0	0	0	0	0	0	2	0	0	0	0	0	0	0	0	18	0	0	0	0	0	0	18	19	2	1	0	0	0	0	22	42
09:15	0	0	0	0	0	0	0	0	0	0	0	0	0	0	0	0	6	0	0	0	0	0	0	6	16	3	1	0	0	0	0	20	26
09:30	1	0	0	0	0	0	0	1	0	0	0	0	0	0	0	0	10	0	0	0	0	0	0	10	13	1	0	0	0	0	0	14	25
09:45	3	1	0	0	0	0	0	4	0	0	0	0	0	0	0	0	11	0	1	0	0	0	0	12	15	1	0	0	0	0	0	16	32
1 Hr	6	1	0	0	0	0	0	7	0	0	0	0	0	0	0	0	45	0	1	0	0	0	0	46	63	7	2	0	0	0	0	72	125
10:00	0	0	0	0	0	0	0	0	0	0	0	0	0	0	0	0	14	0	0	0	0	0	0	14	21	2	0	0	0	0	0	23	37
10:15	2	1	0	0	0	0	0	3	0	0	0	0	0	0	0	0	14	1	0	0	0	0	0	15	11	2	0	0	0	0	0	13	31
10:30	0	0	0	0	0	0	0	0	0	0	0	0	0	0	0	0	8	0	0	0	0	0	0	8	9	0	0	0	0	0	0	9	17
10:45	0	0	0	0	0	0	0	0	0	0	0	0	0	0	0	0	11	1	0	0	0	0	0	12	16	0	0	0	0	0	0	16	28
1 Hr	2	1	0	0	0	0	0	3	0	0	0	0	0	0	0	0	47	2	0	0	0	0	0	49	57	4	0	0	0	0	0	61	113
11:00	1	0	0	0	0	0	0	1	0	0	0	0	0	0	0	0	14	0	0	0	0	1	1	16	8	0	0	0	0	0	0	8	25
11:15	0	0	0	0	0	0	0	0	0	0	0	0	0	0	0	0	9	1	0	0	0	0	0	10	15	1	0	0	0	0	0	16	26
11:30	3	2	0	0	0	0	0	5	0	0	0	0	0	0	0	0	10	0	1	0	0	0	0	11	12	1	0	0	0	0	0	13	29
11:45	0	0	0	0	0	0	0	0	0	0	0	0	0	0	0	0	10	1	1	0	0	0	1	13	14	0	0	0	0	0	0	14	27
1 Hr	4	2	0	0	0	0	0	6	0	0	0	0	0	0	0	0	43	2	2	0	0	1	2	50	49	2	0	0	0	0	0	51	107
12:00	1	0	0	0	0	0	0	1	0	0	0	0	0	0	0	0	8	0	0	0	0	0	0	8	7	0	0	0	0	0	0	7	16
12:15	2	0	0	0	0	0	0	2	0	0	0	0	0	0	0	0	12	0	2	0	0	0	0	14	16	3	0	0	0	0	0	19	35
12:30	3	0	0	0	0	0	0	3	0	0	0	0	0	0	0	0	15	0	0	0	0	0	0	15	17	2	0	0	0	0	0	19	37
12:45	2	0	0	0	0	0	0	2	0	0	0	0	0	0	0	0	18	2	0	1	0	0	2	23	19	2	0	0	0	0	1	22	47
1 Hr	8	0	0	0	0	0	0	8	0	0	0	0	0	0	0	0	53	2	2	1	0	0	2	60	59	7	0	0	0	0	1	67	135
13:00	7	0	0	0	0	0	0	7	0	0	0	0	0	0	0	0	14	1	0	0	0	0	0	15	20	4	0	0	0	0	0	24	46
13:15	3	0	0	0	0	0	0	3	1	0	0	0	0	0	0	1	17	1	0	0	0	0	0	18	20	0	0	0	0	0	0	20	42
13:30	2	1	0	0	0	0	0	3	0	0	0	0	0	0	0	0	8	0	0	0	0	0	0	8	16	0	0	0	0	0	0	16	27
13:45	0	0	0	0	0	0	0	0	0	0	0	0	0	0	0	0	9	1	0	0	0	0	0	10	12	2	0	0	0	0	0	14	24
1 Hr	12	1	0	0	0	0	0	13	1	0	0	0	0	0	0	1	48	3	0	0	0	0	0	51	68	6	0	0	0	0	0	74	139
14:00	4	0	0	0	0	0	0	4	0	0	0	0	0	0	0	0	16	1	0	0	0	0	0	17	10	0	0	0	0	0	0	10	31
14:15	2	0	0	0	0	0	0	2	0	0	0	0	0	0	0	0	5	0	0	0	0	0	0	5	18	0	0	0	0	1	0	19	26
14:30	3	0	1	0	0	0	0	4	0	0	0	0	0	0	0	0	10	3	0	0	0	0	1	14	20	1	0	0	0	0	0	21	39
14:45	0	0	0	0	0	0	0	0	0	0	0	0	0	0	0	0	10	1	0	0	0	0	0	11	18	2	0	0	0	0	0	20	31
1 Hr	9	0	1	0	0	0	0	10	0	0	0	0	0	0	0	0	41	5	0	0	0	0	1	47	66	3	0	0	0	1	0	70	127
15:00	0	0	0	0	0	0	0	0	0	0	0	0	0	0	0	0	14	1	0	0	0	0	0	15	10	1	0	0	0	0	0	11	26
15:15	1	0	0	0	0	0	0	1	0	0	0	0	0	0	0	0	13	0	0	0	0	0	0	13	20	0	0	0	0	0	0	20	34
15:30	1	0	0	0	0	0	0	1	0	0	0	0	0	0	0	0	10	0	0	0	0	0	0	10	15	2	0	0	0	0	0	17	28
15:45	0	0	0	0	0	0	0	0	0	0	0	0	0	0	0	0	9	1	0	0	0	0	0	10	14	2	0	0	0	1	0	17	27
1 Hr	2	0	0	0	0	0	0	2	0	0	0	0	0	0	0	0	46	2	0	0	0	0	0	48	59	5	0	0	0	1	0	65	115
16:00	1	0	0	0	0	0	0	1	1	0	0	0	0	0	0	1	8	0	0	0	0	0	0	8	15	0	0	0	0	0	0	15	25
16:15	0	0	0	0	0	0	0	0	0	0	0	0	0	0	0	0	8	1	0	0	0	0	0	9	14	1	0	0	0	0	0	15	24
16:30	0	1	0	0	0	0	0	1	0	0	0	0	0	0	0	0	2	0	0	0	0	0	0	2	8	2	0	0	0	0	0	10	13
16:45	1	0	0	0	0	0	0	1	0	0	0	0	0	0	0	0	10	0	0	0	0	0	0	10	13	2	0	0	0	0	0	15	26
1 Hr	2	1	0	0	0	0	0	3	1	0	0	0	0	0	0	1	28	1	0	0	0	0	0	29	50	5	0	0	0	0	0	55	88
17:00	0	0	0	0	0	0	0	0	0	0	0	0	0	0	0	0	13	1	0	0	0	0	0	14	14	2	0	0	0	0	0	16	30
17:15	0	0	0	0	0	0	0	0	1	0	0	0	0	0	0	1	12	1	0	0	0	0	0	13	11	0	1	1	0	0	0	13	27
17:30	1	0	0	0	0	0	0	1	1	0	0	0	0	0	0	1	18	0	0	0	0	0	0	18	13	1	0	0	0	0	0	14	34
17:45	0	0	0	0	0	0	0	0	0	0	0	0	0	0	0	0	18	2	0	0	0	0	0	20	19	3	0	0	0	0	0	22	42
1 Hr	1	0	0	0	0	0	0	1	2	0	0	0	0	0	0	2	61	4	0	0	0	0	0	65	57	6	1	1	0	0	0	65	133
18:00	1	0	0	0	0	0	0	1	0	0	0	0	0	0	0	0	12	1	0	0	0	0	0	13	15	1	0	0	0	0	0	16	30
18:15	0	0	0	0	0	0	0	0	0	0	0	0	0	0	0	0	12	0	0	0	0	0	0	12	10	2	0	0	0	0	0	12	24
18:30	1	0	0	0	0	0	0	1	0	0	0	0	0	0	0	0	13	1	0	0	0	0	0	14	21	2	0	0	0	0	0	23	38
18:45	1	0	0	0	0	0	0	1	0	0	0	0	0	0	0	0	21	0	0	0	0	0	0	21	14	1	0	0	0	0	0	15	37
1 Hr	3	0	0	0	0	0	0	3	0	0	0	0	0	0	0	0	58	2	0	0	0	0	0	60	60	6	0	0	0	0	0	66	129
Total	56	6	1	0	0	0	0	63	5	0	0	0	0	0	0	5	555	28	6	1	0	1	6	597	831	61	4	1	0	5	14	916	1581

Tracsis plc
Traffic and Data Services

3319-IRE Woodbrook Traffic Surveys
Junction Turning Count
15/05/2018

Site 7 - Shanganagh Road / Corbawn Lane / Dublin Road(SSW) / Dublin Road(NW)

Origin : Arm C Dublin Road (SSW)

	Destination : Arm A Shanganagh Road								**Destination :** Arm B Corbawn Lane								**Destination :** Arm C Dublin Road (SSW)								**Destination :** Arm D Dublin Road (NW)								Arm
	Car	LGV	OGV1	OGV2	PSV	MC	PC	Total	Car	LGV	OGV1	OGV2	PSV	MC	PC	Total	Car	LGV	OGV1	OGV2	PSV	MC	PC	Total	Car	LGV	OGV1	OGV2	PSV	MC	PC	Total	Totals
07:00	32	5	1	0	0	0	1	39	3	0	0	0	0	0	0	3	0	0	0	0	0	0	0	0	34	3	0	0	2	0	5	44	86
07:15	35	5	1	0	1	0	1	43	5	1	0	0	0	0	0	6	5	1	0	0	0	0	0	6	40	3	0	0	1	0	6	50	105
07:30	48	11	1	0	0	0	3	63	12	2	0	0	0	0	0	14	1	0	0	0	0	0	0	1	40	1	1	0	3	2	8	55	133
07:45	75	7	1	0	0	0	0	83	9	0	1	0	0	0	0	10	1	0	0	0	0	0	0	1	45	2	1	0	4	5	5	62	156
1 Hr	190	28	4	0	1	0	5	228	29	3	1	0	0	0	0	33	7	1	0	0	0	0	0	8	159	9	2	0	10	7	24	211	480
08:00	86	4	4	0	1	0	1	96	8	0	0	0	0	0	0	8	0	0	0	0	0	0	0	0	45	4	0	0	8	1	3	61	165
08:15	95	6	1	1	1	0	1	105	8	2	0	0	0	0	0	10	0	0	0	0	0	0	0	0	34	4	0	1	4	3	4	50	165
08:30	69	5	2	0	1	1	0	78	8	0	0	0	0	0	0	8	0	0	0	0	0	0	0	0	40	2	1	0	1	2	0	46	132
08:45	91	4	0	0	0	1	1	97	15	0	0	0	0	0	0	15	0	0	0	0	0	0	0	0	37	4	0	0	2	2	2	47	159
1 Hr	341	19	7	1	3	2	3	376	39	2	0	0	0	0	0	41	0	0	0	0	0	0	0	0	156	14	1	1	15	8	9	204	621
09:00	53	7	1	0	1	1	2	65	10	0	0	0	0	0	0	10	1	0	0	0	0	0	0	1	35	3	3	0	6	0	3	50	126
09:15	42	10	0	0	1	1	2	56	5	0	0	0	0	0	0	5	1	1	0	0	0	0	0	2	36	9	1	0	1	1	0	48	111
09:30	43	6	1	0	0	0	0	50	12	2	1	0	0	0	0	15	0	1	0	0	0	0	0	1	48	3	0	0	3	0	0	54	120
09:45	35	5	2	0	0	1	0	43	19	0	0	0	0	0	0	19	0	0	0	0	0	0	0	0	44	4	1	0	2	0	2	53	115
1 Hr	173	28	4	0	2	3	4	214	46	2	1	0	0	0	0	49	2	2	0	0	0	0	0	4	163	19	5	0	12	1	5	205	472
10:00	33	3	1	0	1	1	2	41	9	1	0	0	0	0	0	10	2	0	0	0	0	0	0	2	48	5	1	0	3	1	0	58	111
10:15	26	5	0	0	1	0	2	34	8	1	0	0	0	0	1	10	0	0	0	0	0	0	0	0	36	3	0	0	2	0	0	41	85
10:30	39	5	0	0	0	0	1	45	8	0	0	0	0	0	0	8	4	0	0	0	0	0	0	4	39	3	0	1	3	0	0	46	103
10:45	32	5	2	0	1	4	0	44	12	0	0	0	0	0	1	13	0	0	0	0	0	0	0	0	38	3	1	0	1	3	0	46	103
1 Hr	130	18	3	0	3	5	5	164	37	2	0	0	0	0	2	41	6	0	0	0	0	0	0	6	161	14	2	1	9	4	0	191	402
11:00	47	8	1	0	0	0	0	56	22	0	0	0	0	0	1	23	1	0	0	0	0	0	0	1	42	6	1	0	3	0	1	53	133
11:15	42	5	2	0	0	0	2	51	27	4	0	0	0	0	1	32	0	0	0	0	0	0	0	0	46	1	1	0	1	0	1	50	133
11:30	53	7	1	0	1	0	1	63	8	1	0	0	0	0	0	9	1	0	0	0	0	0	0	1	31	3	1	0	3	1	0	39	112
11:45	56	9	0	0	1	0	0	66	7	0	0	0	0	0	0	7	1	0	0	0	0	0	0	1	33	5	0	0	1	0	0	39	113
1 Hr	198	29	4	0	2	0	3	236	64	5	0	0	0	0	2	71	3	0	0	0	0	0	0	3	152	15	3	0	8	1	2	181	491
12:00	48	11	1	0	0	0	0	60	6	0	0	0	0	0	0	6	0	0	0	0	0	0	0	0	46	2	1	0	3	1	1	54	120
12:15	47	4	1	0	1	0	1	54	15	0	0	0	0	0	0	15	1	0	0	0	0	0	0	1	39	4	0	0	2	1	0	46	116
12:30	55	6	1	0	0	0	0	62	7	0	0	0	0	0	0	7	1	1	0	1	0	0	0	3	41	2	1	0	3	0	0	47	119
12:45	42	3	0	0	0	1	0	46	8	0	0	0	0	0	0	8	1	0	0	0	0	0	0	1	30	3	1	0	1	1	0	36	91
1 Hr	192	24	3	0	1	1	1	222	36	0	0	0	0	0	0	36	3	1	0	1	0	0	0	5	156	11	3	0	9	3	1	183	446
13:00	61	4	1	0	1	0	1	68	13	1	0	0	0	0	0	14	0	0	0	0	0	0	0	0	46	1	0	0	3	0	1	51	133
13:15	45	7	0	0	0	0	1	53	7	1	0	0	0	0	0	8	0	0	0	0	0	0	0	0	44	1	0	0	2	1	1	49	110
13:30	33	2	1	0	1	0	1	38	7	0	0	0	0	0	0	7	1	0	0	0	0	0	0	1	32	2	2	0	2	0	1	39	85
13:45	43	1	0	0	0	1	0	45	8	1	0	0	0	0	0	9	3	0	0	0	0	0	0	3	47	4	1	0	1	1	0	54	111
1 Hr	182	14	2	0	2	1	3	204	35	3	0	0	0	0	0	38	4	0	0	0	0	0	0	4	169	8	3	0	8	2	3	193	439
14:00	62	2	2	0	1	1	0	68	8	0	0	0	0	0	0	8	0	0	0	0	0	0	0	0	60	0	1	0	3	1	0	65	141
14:15	51	6	2	0	0	0	0	59	12	1	0	0	0	0	0	13	2	0	0	0	0	0	0	2	57	3	0	0	0	0	0	60	134
14:30	43	7	1	0	0	0	0	51	9	0	0	0	0	0	0	9	0	0	0	0	0	0	0	0	40	3	1	0	4	0	0	48	108
14:45	46	4	0	0	1	0	0	51	17	0	0	0	0	0	1	18	3	0	0	0	0	0	0	3	47	4	0	0	1	0	0	52	124
1 Hr	202	19	5	0	2	1	0	229	46	1	0	0	0	0	1	48	5	0	0	0	0	0	0	5	204	10	2	0	8	1	0	225	507
15:00	54	3	1	0	0	0	0	58	11	0	0	0	0	0	0	11	0	0	0	0	0	0	0	0	35	3	1	1	3	0	0	43	112
15:15	40	4	0	0	1	1	1	47	14	2	1	0	0	0	0	17	2	0	0	0	0	0	0	2	38	3	3	0	0	0	1	45	111
15:30	68	2	1	0	0	0	1	72	22	1	0	0	0	0	0	23	1	0	0	0	0	0	0	1	32	4	0	0	3	0	0	39	135
15:45	67	3	0	0	0	0	0	70	7	1	0	0	0	0	0	8	1	1	0	0	0	0	0	2	41	4	0	0	4	0	0	49	129
1 Hr	229	12	2	0	1	1	2	247	54	4	1	0	0	0	0	59	4	1	0	0	0	0	0	5	146	14	4	1	10	0	1	176	487
16:00	59	2	0	0	0	0	1	62	10	0	0	0	0	0	0	10	1	0	0	0	0	0	0	1	41	3	0	0	2	0	0	46	119
16:15	48	7	0	0	0	0	1	56	14	0	0	0	0	0	0	14	1	0	0	0	0	0	0	1	35	1	1	0	0	0	0	37	108
16:30	64	7	0	0	0	0	0	71	12	0	1	0	0	0	0	13	2	0	0	0	0	0	0	2	33	1	0	0	3	0	0	37	123
16:45	50	2	1	0	1	1	1	56	12	0	1	0	0	0	0	13	1	0	0	0	0	0	0	1	31	1	1	0	5	0	2	40	110
1 Hr	221	18	1	0	1	1	3	245	48	0	2	0	0	0	0	50	5	0	0	0	0	0	0	5	140	6	2	0	10	0	2	160	460
17:00	47	2	1	0	0	0	1	51	12	0	0	0	0	0	0	12	1	0	0	0	0	0	0	1	35	2	0	0	3	0	0	40	104
17:15	58	4	0	0	1	0	2	65	9	1	0	0	0	0	0	10	1	0	1	0	0	0	0	2	22	0	0	0	3	1	0	26	103
17:30	55	2	1	0	1	0	0	59	16	0	0	0	0	0	1	17	0	0	0	0	0	0	0	0	30	1	0	0	3	1	2	37	113
17:45	47	4	0	0	0	0	0	51	13	0	0	0	0	0	0	13	0	0	0	0	0	0	0	0	19	1	0	0	0	0	0	20	84
1 Hr	207	12	2	0	2	0	3	226	50	1	0	0	0	0	1	52	2	0	1	0	0	0	0	3	106	4	0	0	9	2	2	123	404
18:00	44	1	0	0	1	1	1	48	13	0	0	0	0	0	0	13	3	0	0	0	0	0	0	3	34	1	1	0	4	0	2	42	106
18:15	44	3	0	0	0	0	1	48	20	1	0	0	0	0	0	21	1	0	0	0	0	0	0	1	32	1	0	0	2	0	0	35	105
18:30	49	2	0	0	0	0	3	54	14	0	0	0	0	0	0	14	2	0	0	0	0	0	0	2	30	1	0	0	3	0	0	34	104
18:45	48	1	0	0	1	0	0	50	11	0	0	0	0	0	1	12	2	0	0	0	0	0	0	2	45	3	0	0	1	0	0	49	113
1 Hr	185	7	0	0	2	1	5	200	58	1	0	0	0	0	1	60	8	0	0	0	0	0	0	8	141	6	1	0	10	0	2	160	428
Total	2450	228	37	1	22	16	37	2791	542	24	5	0	0	0	7	578	49	5	1	1	0	0	0	56	1853	130	28	3	118	29	51	2212	5637

Tracsis plc
Traffic and Data Services

3319-IRE Woodbrook Traffic Surveys
Junction Turning Count
15/05/2018

Site 7 - Shanganagh Road / Corbawn Lane / Dublin Road(SSW) / Dublin Road(NW)

Origin : Arm D Dublin Road (NW)

	Destination : Arm A Shanganagh Road								**Destination :** Arm B Corbawn Lane								**Destination :** Arm C Dublin Road (SSW)								**Destination :** Arm D Dublin Road (NW)								Arm
	Car	LGV	OGV1	OGV2	PSV	MC	PC	Total	Car	LGV	OGV1	OGV2	PSV	MC	PC	Total	Car	LGV	OGV1	OGV2	PSV	MC	PC	Total	Car	LGV	OGV1	OGV2	PSV	MC	PC	Total	Totals
07:00	15	2	0	0	0	0	0	17	6	1	0	0	0	0	0	7	11	2	1	0	1	0	1	16	1	0	0	0	0	0	0	1	41
07:15	26	8	0	0	0	0	0	34	11	1	0	0	1	0	0	13	10	2	1	0	1	0	0	14	0	0	0	0	0	0	0	0	61
07:30	20	7	1	1	1	0	0	30	9	3	0	0	3	0	1	16	18	2	0	0	1	0	1	22	0	0	0	0	0	0	0	0	68
07:45	40	7	0	0	0	0	0	47	19	1	0	0	0	0	0	20	10	1	2	0	3	0	2	18	0	0	0	0	0	0	0	0	85
1 Hr	101	24	1	1	1	0	0	128	45	6	0	0	4	0	1	56	49	7	4	0	6	0	4	70	1	0	0	0	0	0	0	1	255
08:00	56	5	0	1	0	0	0	62	14	2	0	0	0	0	0	16	15	4	1	0	4	0	0	24	0	0	0	0	0	0	0	0	102
08:15	58	3	1	0	1	0	0	63	8	0	0	1	0	0	0	9	13	3	3	0	1	0	0	20	0	0	0	0	0	0	0	0	92
08:30	39	2	1	0	0	0	0	42	13	0	0	0	0	0	0	13	12	3	1	0	1	0	3	20	0	0	0	0	0	0	0	0	75
08:45	53	5	1	1	0	0	1	61	16	1	1	0	0	0	0	18	48	2	1	1	2	0	2	56	0	0	0	0	0	0	0	0	135
1 Hr	206	15	3	2	1	0	1	228	51	3	1	1	0	0	0	56	88	12	6	1	8	0	5	120	0	0	0	0	0	0	0	0	404
09:00	28	5	0	0	0	0	0	33	17	2	3	0	0	0	0	22	42	4	1	0	3	0	0	50	2	0	0	0	0	0	0	2	107
09:15	22	1	0	0	0	0	0	23	14	0	0	0	0	0	0	14	24	2	0	0	3	0	0	29	0	0	0	0	0	0	0	0	66
09:30	20	5	1	0	0	0	0	26	9	0	0	0	0	0	0	9	38	1	2	0	3	0	2	46	2	0	0	0	0	0	0	2	83
09:45	29	1	0	0	0	0	0	30	5	2	0	0	0	0	1	8	36	4	0	0	1	0	0	41	1	0	0	0	0	0	0	1	80
1 Hr	99	12	1	0	0	0	0	112	45	4	3	0	0	0	1	53	140	11	3	0	10	0	2	166	5	0	0	0	0	0	0	5	336
10:00	21	5	0	0	0	0	0	26	13	1	0	0	0	0	0	14	36	5	0	0	3	0	1	45	1	0	0	0	0	0	0	1	86
10:15	14	5	0	0	0	0	0	19	8	1	0	0	0	0	0	9	34	3	0	0	3	0	0	40	1	0	0	0	0	0	0	1	69
10:30	25	0	1	0	0	0	0	26	13	0	0	0	0	0	0	13	37	5	2	0	2	1	0	47	1	0	0	0	0	0	0	1	87
10:45	34	7	0	0	0	0	1	42	20	1	1	0	0	1	0	23	50	7	3	0	2	0	0	62	0	0	0	0	0	0	0	0	127
1 Hr	94	17	1	0	0	0	1	113	54	3	1	0	0	1	0	59	157	20	5	0	10	1	1	194	3	0	0	0	0	0	0	3	369
11:00	21	2	1	0	0	0	0	24	18	2	1	0	0	0	0	21	46	7	1	0	3	0	1	58	1	0	0	0	0	0	0	1	104
11:15	50	2	0	0	0	0	0	52	33	1	0	0	0	0	0	34	38	3	1	0	1	0	0	43	3	0	0	0	0	0	0	3	132
11:30	22	2	0	0	0	1	2	27	19	1	0	0	0	0	0	20	48	6	0	0	1	0	1	56	4	0	0	0	0	0	0	4	107
11:45	22	3	1	0	0	0	1	27	11	1	2	1	0	0	1	16	35	2	2	0	1	1	1	42	1	0	0	0	0	0	0	1	86
1 Hr	115	9	2	0	0	1	3	130	81	5	3	1	0	0	1	91	167	18	4	0	6	1	3	199	9	0	0	0	0	0	0	9	429
12:00	19	6	1	0	0	0	2	28	16	2	0	0	0	0	0	18	36	1	0	0	3	0	1	41	0	0	0	0	0	0	0	0	87
12:15	18	2	3	0	0	0	1	24	15	1	0	0	0	0	0	16	42	4	1	0	0	1	3	51	0	1	1	0	0	0	0	2	93
12:30	25	1	2	0	0	0	0	28	6	2	0	0	0	0	0	8	42	6	0	0	2	3	2	55	0	0	0	0	0	0	0	0	91
12:45	15	2	0	0	0	0	0	17	11	2	0	0	0	0	0	13	40	1	1	0	1	2	0	45	0	0	0	0	0	0	0	0	75
1 Hr	77	11	6	0	0	0	3	97	48	7	0	0	0	0	0	55	160	12	2	0	6	6	6	192	0	1	1	0	0	0	0	2	346
13:00	23	5	0	0	0	0	0	28	16	3	0	0	0	0	0	19	49	5	0	0	2	0	0	56	2	0	0	0	0	0	0	2	105
13:15	23	1	1	1	0	0	0	26	10	2	0	0	0	0	0	12	46	1	0	0	3	0	0	50	0	0	0	0	0	0	0	0	88
13:30	21	2	3	0	0	1	1	28	23	1	0	0	0	0	0	24	48	4	1	0	1	0	0	54	0	0	0	0	0	0	0	0	106
13:45	14	4	1	0	0	0	0	19	14	3	1	0	0	0	0	18	56	4	0	0	1	0	0	61	0	0	0	0	0	0	0	0	98
1 Hr	81	12	5	1	0	1	1	101	63	9	1	0	0	0	0	73	199	14	1	0	7	0	0	221	2	0	0	0	0	0	0	2	397
14:00	18	2	0	0	0	0	0	20	18	0	0	0	0	0	0	18	33	4	0	0	3	0	2	42	0	0	0	0	0	0	0	0	80
14:15	18	1	1	0	0	0	0	20	19	0	0	0	0	0	0	19	36	5	1	0	2	0	1	45	1	0	0	0	0	0	0	1	85
14:30	24	0	1	0	0	0	0	25	23	2	0	0	0	1	0	26	68	4	0	0	2	0	0	74	0	0	0	0	0	0	0	0	125
14:45	19	3	0	0	0	0	0	22	23	1	0	0	0	0	0	24	47	4	0	0	1	0	0	52	0	0	0	0	0	0	0	0	98
1 Hr	79	6	2	0	0	0	0	87	83	3	0	0	0	1	0	87	184	17	1	0	8	0	3	213	1	0	0	0	0	0	0	1	388
15:00	12	5	0	0	1	0	0	18	16	1	0	0	0	0	0	17	50	0	0	0	3	0	2	55	0	0	0	0	0	0	0	0	90
15:15	22	6	3	0	0	0	0	31	11	0	0	0	0	0	0	11	39	4	0	0	2	0	1	46	1	0	0	0	0	0	0	1	89
15:30	26	5	0	0	0	0	0	31	26	5	0	0	0	0	0	31	65	8	1	0	1	2	0	77	0	0	0	0	0	0	0	0	139
15:45	28	3	1	0	1	0	0	33	27	0	0	0	0	0	0	27	55	6	0	0	2	0	1	64	0	0	0	0	0	0	0	0	124
1 Hr	88	19	4	0	2	0	0	113	80	6	0	0	0	0	0	86	209	18	1	0	8	2	4	242	1	0	0	0	0	0	0	1	442
16:00	22	3	0	0	1	0	0	26	22	0	0	0	0	0	0	22	58	5	1	0	1	1	3	69	0	0	0	0	0	0	0	0	117
16:15	29	1	0	0	0	0	0	30	19	0	0	0	0	0	0	19	58	1	0	0	6	0	4	69	0	0	0	0	0	0	0	0	118
16:30	34	6	0	0	0	0	0	40	23	4	0	0	0	0	0	27	69	2	0	0	1	0	4	76	0	0	0	0	0	0	0	0	143
16:45	15	1	0	0	0	0	0	16	28	0	0	0	0	1	0	29	76	10	1	0	0	1	5	93	0	0	0	0	0	0	0	0	138
1 Hr	100	11	0	0	1	0	0	112	92	4	0	0	0	1	0	97	261	18	2	0	8	2	16	307	0	0	0	0	0	0	0	0	516
17:00	28	2	0	0	0	0	0	30	28	3	0	0	0	0	1	32	62	9	0	0	4	3	2	80	0	0	0	0	0	0	0	0	142
17:15	28	6	0	0	0	0	0	34	34	1	0	0	0	1	2	38	82	11	0	1	2	2	7	105	0	0	0	0	0	0	0	0	177
17:30	29	3	0	0	0	0	0	32	23	2	0	0	0	0	0	25	83	9	0	0	6	1	6	105	0	0	0	0	0	0	0	0	162
17:45	29	2	0	0	0	0	0	31	37	5	0	0	0	1	2	45	88	8	0	0	4	1	11	112	0	0	0	0	0	0	0	0	188
1 Hr	114	13	0	0	0	0	0	127	122	11	0	0	0	2	5	140	315	37	0	1	16	7	26	402	0	0	0	0	0	0	0	0	669
18:00	19	4	1	0	0	0	1	25	32	1	0	0	0	1	2	36	89	7	0	0	4	2	12	114	0	0	0	0	0	0	0	0	175
18:15	25	4	1	0	0	1	0	31	21	1	0	0	0	0	2	24	94	8	0	0	5	3	10	120	0	0	0	0	0	0	0	0	175
18:30	14	2	0	0	0	0	0	16	32	1	0	0	0	1	3	37	85	5	2	0	3	2	7	104	1	0	0	0	0	0	0	1	158
18:45	26	2	0	0	0	0	0	28	18	2	0	0	0	0	0	20	87	5	0	0	3	0	8	103	0	0	0	0	0	0	0	0	151
1 Hr	84	12	2	0	0	1	1	100	103	5	0	0	0	2	7	117	355	25	2	0	15	7	37	441	1	0	0	0	0	0	0	1	659
Total	1238	161	27	4	5	3	10	1448	867	66	9	2	4	7	15	970	2284	209	31	2	108	26	107	2767	23	1	1	0	0	0	0	25	5210

Tracsis plc
Traffic and Data Services

3319-IRE Woodbrook Traffic Surveys
Junction Turning Count
15/05/2018

Site 7 - Shanganagh Road / Corbawn Lane / Dublin Road(SSW) / Dublin Road(NW)

ORIGIN SUMMARY

	Origin : Arm A Shanganagh Road								**Origin :** Arm B Corbawn Lane								**Origin :** Arm C Dublin Road(SSW)								**Origin :** Arm D Dublin Road(NW)								Origin
	Car	LGV	OGV1	OGV2	PSV	MC	PC	Total	Car	LGV	OGV1	OGV2	PSV	MC	PC	Total	Car	LGV	OGV1	OGV2	PSV	MC	PC	Total	Car	LGV	OGV1	OGV2	PSV	MC	PC	Total	Totals
07:00	44	2	1	0	0	0	0	47	19	0	0	0	0	0	3	22	69	8	1	0	2	0	6	86	33	5	1	0	1	0	1	41	196
07:15	49	10	1	0	0	0	0	60	32	2	0	0	0	1	5	40	85	10	1	0	2	0	7	105	47	11	1	0	2	0	0	61	266
07:30	64	14	2	0	3	0	0	83	37	3	2	0	0	1	2	45	101	14	2	0	3	2	11	133	47	12	1	1	5	0	2	68	329
07:45	77	10	2	0	0	1	1	91	57	3	0	0	0	0	1	61	130	9	3	0	4	5	5	156	69	9	2	0	3	0	2	85	393
1 Hr	234	36	6	0	3	1	1	281	145	8	2	0	0	2	11	168	385	41	7	0	11	7	29	480	196	37	5	1	11	0	5	255	1184
08:00	101	6	1	0	3	0	0	111	45	4	0	0	0	0	1	50	139	8	4	0	9	1	4	165	85	11	1	1	4	0	0	102	428
08:15	105	5	1	0	0	2	1	114	48	1	0	0	0	1	0	50	137	12	1	2	5	3	5	165	79	6	4	1	2	0	0	92	421
08:30	115	6	1	1	2	0	0	125	75	1	0	0	0	0	1	77	117	7	3	0	2	3	0	132	64	5	2	0	1	0	3	75	409
08:45	126	4	0	0	0	1	0	131	23	1	0	0	0	0	1	25	143	8	0	0	2	3	3	159	117	8	3	2	2	0	3	135	450
1 Hr	447	21	3	1	5	3	1	481	191	7	0	0	0	1	3	202	536	35	8	2	18	10	12	621	345	30	10	4	9	0	6	404	1708
09:00	136	7	2	0	1	1	0	147	39	2	1	0	0	0	0	42	99	10	4	0	7	1	5	126	89	11	4	0	3	0	0	107	422
09:15	83	10	1	0	1	1	3	99	22	3	1	0	0	0	0	26	84	20	1	0	2	2	2	111	60	3	0	0	3	0	0	66	302
09:30	69	10	2	0	2	0	0	83	24	1	0	0	0	0	0	25	103	12	2	0	3	0	0	120	69	6	3	0	3	0	2	83	311
09:45	71	8	1	0	0	0	1	81	29	2	1	0	0	0	0	32	98	9	3	0	2	1	2	115	71	7	0	0	1	0	1	80	308
1 Hr	359	35	6	0	4	2	4	410	114	8	3	0	0	0	0	125	384	51	10	0	14	4	9	472	289	27	7	0	10	0	3	336	1343
10:00	66	5	1	0	0	0	3	75	35	2	0	0	0	0	0	37	92	9	2	0	4	2	2	111	71	11	0	0	3	0	1	86	309
10:15	65	9	0	0	1	1	0	76	27	4	0	0	0	0	0	31	70	9	0	0	3	0	3	85	57	9	0	0	3	0	0	69	261
10:30	64	8	3	0	0	1	1	77	17	0	0	0	0	0	0	17	90	8	0	1	3	0	1	103	76	5	3	0	2	1	0	87	284
10:45	66	6	1	2	1	0	0	76	27	1	0	0	0	0	0	28	82	8	3	0	2	7	1	103	104	15	4	0	2	1	1	127	334
1 Hr	261	28	5	2	2	2	4	304	106	7	0	0	0	0	0	113	334	34	5	1	12	9	7	402	308	40	7	0	10	2	2	369	1188
11:00	79	7	0	0	0	0	1	87	23	0	0	0	0	1	1	25	112	14	2	0	3	0	2	133	86	11	3	0	3	0	1	104	349
11:15	68	8	1	1	1	0	0	79	24	2	0	0	0	0	0	26	115	10	3	0	1	0	4	133	124	6	1	0	1	0	0	132	370
11:30	59	11	2	1	0	0	0	73	25	3	1	0	0	0	0	29	93	11	2	0	4	1	1	112	93	9	0	0	1	1	3	107	321
11:45	73	6	1	1	1	0	1	83	24	1	1	0	0	0	1	27	97	14	0	0	2	0	0	113	69	6	5	1	1	1	3	86	309
1 Hr	279	32	4	3	2	0	2	322	96	6	2	0	0	1	2	107	417	49	7	0	10	1	7	491	372	32	9	1	6	2	7	429	1349
12:00	80	11	2	0	0	2	0	95	16	0	0	0	0	0	0	16	100	13	2	0	3	1	1	120	71	9	1	0	3	0	3	87	318
12:15	70	10	0	0	1	1	0	82	30	3	2	0	0	0	0	35	102	8	1	0	3	1	1	116	75	8	5	0	0	1	4	93	326
12:30	80	10	5	0	0	0	0	95	35	2	0	0	0	0	0	37	104	9	2	1	3	0	0	119	73	9	2	0	2	3	2	91	342
12:45	93	5	3	0	1	1	0	103	39	4	0	1	0	0	3	47	81	6	1	0	1	2	0	91	66	5	1	0	1	2	0	75	316
1 Hr	323	36	10	0	2	4	0	375	120	9	2	1	0	0	3	135	387	36	6	1	10	4	2	446	285	31	9	0	6	6	9	346	1302
13:00	87	6	1	0	0	2	0	96	41	5	0	0	0	0	0	46	120	6	1	0	4	0	2	133	90	13	0	0	2	0	0	105	380
13:15	126	9	0	0	0	1	0	136	41	1	0	0	0	0	0	42	96	9	0	0	2	1	2	110	79	4	1	1	3	0	0	88	376
13:30	95	3	2	0	1	0	0	101	26	1	0	0	0	0	0	27	73	4	3	0	3	0	2	85	92	7	4	0	1	1	1	106	319
13:45	69	1	4	0	1	0	0	75	21	3	0	0	0	0	0	24	101	6	1	0	1	2	0	111	84	11	2	0	1	0	0	98	308
1 Hr	377	19	7	0	2	3	0	408	129	10	0	0	0	0	0	139	390	25	5	0	10	3	6	439	345	35	7	1	7	1	1	397	1383
14:00	85	9	4	0	0	0	1	99	30	1	0	0	0	0	0	31	130	2	3	0	4	2	0	141	69	6	0	0	3	0	2	80	351
14:15	75	9	1	0	0	1	0	86	25	0	0	0	0	1	0	26	122	10	2	0	0	0	0	134	74	6	2	0	2	0	1	85	331
14:30	93	8	2	0	1	0	0	104	33	4	1	0	0	0	1	39	92	10	2	0	4	0	0	108	115	6	1	0	2	1	0	125	376
14:45	94	7	4	0	0	0	2	107	28	3	0	0	0	0	0	31	113	8	0	0	2	0	1	124	89	8	0	0	1	0	0	98	360
1 Hr	347	33	11	0	1	1	3	396	116	8	1	0	0	1	1	127	457	30	7	0	10	2	1	507	347	26	3	0	8	1	3	388	1418
15:00	67	5	6	1	2	0	0	81	24	2	0	0	0	0	0	26	100	6	2	1	3	0	0	112	78	6	0	0	4	0	2	90	309
15:15	69	12	1	0	0	0	0	82	34	0	0	0	0	0	0	34	94	9	4	0	1	1	2	111	73	10	3	0	2	0	1	89	316
15:30	73	12	2	0	0	0	0	87	26	2	0	0	0	0	0	28	123	7	1	0	3	0	1	135	117	18	1	0	1	2	0	139	389
15:45	97	19	4	0	2	0	0	122	23	3	0	0	0	1	0	27	116	9	0	0	4	0	0	129	110	9	1	0	3	0	1	124	402
1 Hr	306	48	13	1	4	0	0	372	107	7	0	0	0	1	0	115	433	31	7	1	11	1	3	487	378	43	5	0	10	2	4	442	1416
16:00	103	15	2	0	2	1	0	123	25	0	0	0	0	0	0	25	111	5	0	0	2	0	1	119	102	8	1	0	2	1	3	117	384
16:15	123	17	2	0	0	0	0	142	22	2	0	0	0	0	0	24	98	8	1	0	0	0	1	108	106	2	0	0	6	0	4	118	392
16:30	146	22	1	0	0	0	1	170	10	3	0	0	0	0	0	13	111	8	1	0	3	0	0	123	126	12	0	0	1	0	4	143	449
16:45	116	24	1	0	2	2	2	147	24	2	0	0	0	0	0	26	94	3	3	0	6	1	3	110	119	11	1	0	0	2	5	138	421
1 Hr	488	78	6	0	4	3	3	582	81	7	0	0	0	0	0	88	414	24	5	0	11	1	5	460	453	33	2	0	9	3	16	516	1646
17:00	130	23	0	0	0	3	0	156	27	3	0	0	0	0	0	30	95	4	1	0	3	0	1	104	118	14	0	0	4	3	3	142	432
17:15	111	9	1	0	1	1	0	123	24	1	1	1	0	0	0	27	90	5	1	0	4	1	2	103	144	18	0	1	2	3	9	177	430
17:30	111	8	0	0	1	1	1	122	33	1	0	0	0	0	0	34	101	3	1	0	4	1	3	113	135	14	0	0	6	1	6	162	431
17:45	118	6	0	0	0	0	1	125	37	5	0	0	0	0	0	42	79	5	0	0	0	0	0	84	154	15	0	0	4	2	13	188	439
1 Hr	470	46	1	0	2	5	2	526	121	10	1	1	0	0	0	133	365	17	3	0	11	2	6	404	551	61	0	1	16	9	31	669	1732
18:00	121	12	1	0	1	1	1	137	28	2	0	0	0	0	0	30	94	2	1	0	5	1	3	106	140	12	1	0	4	3	15	175	448
18:15	105	7	0	0	2	1	3	118	22	2	0	0	0	0	0	24	97	5	0	0	2	0	1	105	140	13	1	0	5	4	12	175	422
18:30	117	3	0	0	1	2	0	123	35	3	0	0	0	0	0	38	95	3	0	0	3	0	3	104	132	8	2	0	3	3	10	158	423
18:45	95	8	0	0	3	0	0	106	36	1	0	0	0	0	0	37	106	4	0	0	2	0	1	113	131	9	0	0	3	0	8	151	407
1 Hr	438	30	1	0	7	4	4	484	121	8	0	0	0	0	0	129	392	14	1	0	12	1	8	428	543	42	4	0	15	10	45	659	1700
Total	4329	442	73	7	38	28	24	4941	1447	95	11	2	0	6	20	1581	4894	387	71	5	140	45	95	5637	4412	437	68	8	117	36	132	5210	17369

Tracsis plc
Traffic and Data Services

3319-IRE Woodbrook Traffic Surveys
Junction Turning Count
15/05/2018

Site 7 - Shanganagh Road / Corbawn Lane / Dublin Road(SSW) / Dublin Road(NW)

DESTINATION SUMMARY

	Destination : Arm A Shanganagh Road								**Destination :** Arm B Corbawn Lane								**Destination :** Arm C Dublin Road(SSW)								**Destination :** Arm D Dublin Road(NW)								Dest
	Car	LGV	OGV1	OGV2	PSV	MC	PC	Total	Car	LGV	OGV1	OGV2	PSV	MC	PC	Total	Car	LGV	OGV1	OGV2	PSV	MC	PC	Total	Car	LGV	OGV1	OGV2	PSV	MC	PC	Total	Totals
07:00	47	7	1	0	0	0	1	56	9	1	0	0	0	0	0	10	22	4	1	0	1	0	1	29	87	3	1	0	2	0	8	101	196
07:15	61	13	1	0	1	0	1	77	18	2	0	0	1	0	0	21	31	6	2	0	1	0	0	40	103	12	0	0	1	1	11	128	266
07:30	69	18	2	1	1	0	3	94	21	5	0	0	4	0	1	31	56	11	2	0	2	0	2	73	103	9	3	0	4	3	9	131	329
07:45	117	14	1	0	0	0	0	132	28	1	1	0	0	0	0	30	59	10	3	0	3	1	3	79	129	6	2	0	4	5	6	152	393
1 Hr	294	52	5	1	2	0	5	359	76	9	1	0	5	0	1	92	168	31	8	0	7	1	6	221	422	30	6	0	11	9	34	512	1184
08:00	142	9	4	1	1	0	1	158	22	2	0	0	0	0	0	24	62	8	2	0	5	0	0	77	144	10	0	0	10	1	4	169	428
08:15	154	9	2	1	2	0	1	169	17	2	0	1	0	0	0	20	82	6	3	0	1	1	1	94	116	7	1	1	4	5	4	138	421
08:30	111	7	3	0	1	1	0	123	21	0	0	0	0	0	0	21	92	8	2	0	2	0	3	107	147	4	1	1	2	2	1	158	409
08:45	144	9	1	1	0	2	2	159	31	1	1	0	0	0	0	33	124	5	1	1	2	0	2	135	110	6	0	0	2	2	3	123	450
1 Hr	551	34	10	3	4	3	4	609	91	5	1	1	0	0	0	98	360	27	8	1	10	1	6	413	517	27	2	2	18	10	12	588	1708
09:00	83	12	1	0	1	1	2	100	27	2	3	0	0	0	0	32	142	9	3	0	3	0	0	157	111	7	4	0	7	1	3	133	422
09:15	64	11	0	0	1	1	2	79	19	0	0	0	0	0	0	19	74	7	0	0	4	1	3	89	92	18	3	0	1	1	0	115	302
09:30	64	11	2	0	0	0	0	77	21	4	1	0	0	0	0	26	88	8	3	0	4	0	2	105	92	6	1	0	4	0	0	103	311
09:45	68	7	2	0	0	1	0	78	24	2	0	0	0	0	1	27	92	10	2	0	1	0	0	105	85	7	1	0	2	0	3	98	308
1 Hr	279	41	5	0	2	3	4	334	91	8	4	0	0	0	1	104	396	34	8	0	12	1	5	456	380	38	9	0	14	2	6	449	1343
10:00	54	8	1	0	1	1	2	67	22	2	0	0	0	0	0	24	86	8	1	0	3	0	3	101	102	9	1	0	3	1	1	117	309
10:15	42	11	0	0	1	0	2	56	19	2	0	0	0	0	1	22	91	10	0	0	4	1	0	106	67	8	0	0	2	0	0	77	261
10:30	64	5	1	0	0	0	1	71	26	0	0	0	0	0	0	26	84	10	4	0	2	2	1	103	73	6	1	1	3	0	0	84	284
10:45	66	12	2	0	1	4	1	86	36	1	1	0	0	1	1	40	96	14	4	0	3	0	0	117	81	3	1	2	1	3	0	91	334
1 Hr	226	36	4	0	3	5	6	280	103	5	1	0	0	1	2	112	357	42	9	0	12	3	4	427	323	26	3	3	9	4	1	369	1188
11:00	69	10	2	0	0	0	0	81	46	2	1	0	0	0	1	50	101	11	1	0	3	1	3	120	84	9	1	0	3	0	1	98	349
11:15	92	7	2	0	0	0	2	103	70	5	0	0	0	0	1	76	86	9	1	0	2	0	0	98	83	5	2	1	1	0	1	93	370
11:30	78	11	1	0	1	1	3	95	30	2	0	0	0	0	0	32	100	13	3	0	1	0	1	118	62	8	1	1	3	1	0	76	321
11:45	78	12	1	0	1	0	1	93	20	1	2	1	0	0	1	25	95	5	4	0	2	1	3	110	70	9	0	1	1	0	0	81	309
1 Hr	317	40	6	0	2	1	6	372	166	10	3	1	0	0	3	183	382	38	9	0	8	2	7	446	299	31	4	3	8	1	2	348	1349
12:00	68	17	2	0	0	0	2	89	24	2	0	0	0	0	0	26	103	11	1	0	3	1	1	120	72	3	2	0	3	2	1	83	318
12:15	67	6	4	0	1	0	2	80	32	1	0	0	0	0	0	33	98	9	3	0	1	2	3	116	80	13	1	0	2	1	0	97	326
12:30	83	7	3	0	0	0	0	93	16	2	1	0	0	0	0	19	106	11	2	1	2	3	2	127	87	10	3	0	3	0	0	103	342
12:45	59	5	0	0	0	1	0	65	19	2	0	0	0	0	0	21	118	5	3	1	2	3	2	134	83	8	2	0	1	1	1	96	316
1 Hr	277	35	9	0	1	1	4	327	91	7	1	0	0	0	0	99	425	36	9	2	8	9	8	497	322	34	8	0	9	4	2	379	1302
13:00	91	9	1	0	1	0	1	103	29	4	0	0	0	0	0	33	109	9	0	0	2	0	0	120	109	8	1	0	3	2	1	124	380
13:15	71	8	1	1	0	0	1	82	20	3	0	0	0	0	0	23	138	8	0	0	3	0	0	149	113	4	0	0	2	2	1	122	376
13:30	56	5	4	0	1	1	2	69	30	1	0	0	0	0	0	31	117	5	2	0	2	0	0	126	83	4	3	0	2	0	1	93	319
13:45	57	5	1	0	0	1	0	64	22	4	1	0	0	0	0	27	113	5	1	0	2	0	0	121	83	7	4	0	1	1	0	96	308
1 Hr	275	27	7	1	2	2	4	318	101	12	1	0	0	0	0	114	477	27	3	0	9	0	0	516	388	23	8	0	8	5	3	435	1383
14:00	84	4	2	0	1	1	0	92	26	0	0	0	0	0	1	27	108	14	3	0	3	0	2	130	96	0	2	0	3	1	0	102	351
14:15	71	7	3	0	0	0	0	81	32	1	0	0	0	0	0	33	93	13	1	0	2	1	1	111	100	4	1	0	0	1	0	106	331
14:30	70	7	3	0	0	0	0	80	33	2	0	0	0	1	0	36	140	14	2	0	3	0	1	160	90	5	1	0	4	0	0	100	376
14:45	65	7	0	0	1	0	0	73	41	1	0	0	0	0	1	43	126	9	3	0	1	0	2	141	92	9	1	0	1	0	0	103	360
1 Hr	290	25	8	0	2	1	0	326	132	4	0	0	0	1	2	139	467	50	9	0	9	1	6	542	378	18	5	0	8	2	0	411	1418
15:00	66	8	1	0	1	0	0	76	27	1	0	0	0	0	0	28	112	5	3	0	4	0	2	126	64	5	4	2	4	0	0	79	309
15:15	63	10	3	0	1	1	1	79	25	2	1	0	0	0	0	28	104	9	1	0	2	0	1	117	78	10	3	0	0	0	1	92	316
15:30	95	7	1	0	0	0	1	104	48	6	0	0	0	0	0	54	120	17	1	0	1	2	0	141	76	9	2	0	3	0	0	90	389
15:45	95	6	1	0	1	0	0	103	35	1	0	0	0	0	0	36	134	22	4	0	4	0	1	165	82	11	0	0	4	1	0	98	402
1 Hr	319	31	6	0	3	1	2	362	135	10	1	0	0	0	0	146	470	53	9	0	11	2	4	549	300	35	9	2	11	1	1	359	1416
16:00	82	5	0	0	1	0	1	89	34	0	0	0	0	0	0	34	127	16	3	0	2	1	3	152	98	7	0	0	3	1	0	109	384
16:15	77	8	0	0	0	0	1	86	33	0	0	0	0	0	0	33	155	14	2	0	6	0	4	181	84	7	1	0	0	0	0	92	392
16:30	99	14	0	0	0	0	0	113	36	4	1	0	0	0	0	41	171	16	1	0	1	0	4	193	87	11	0	0	3	0	1	102	449
16:45	66	3	1	0	1	1	1	73	40	0	1	0	0	1	0	42	178	25	2	0	1	3	7	216	69	12	1	0	6	0	2	90	421
1 Hr	324	30	1	0	2	1	3	361	143	4	2	0	0	1	0	150	631	71	8	0	10	4	18	742	338	37	2	0	12	1	3	393	1646
17:00	75	4	1	0	0	0	1	81	40	3	0	0	0	0	1	44	156	31	0	0	4	6	2	199	99	6	0	0	3	0	0	108	432
17:15	86	10	0	0	1	0	2	99	44	2	0	0	0	1	2	49	175	19	2	1	3	3	7	210	64	2	1	1	3	1	0	72	430
17:30	85	5	1	0	1	0	0	92	41	2	0	0	0	0	1	44	176	14	0	0	6	2	7	205	78	5	0	0	4	1	2	90	431
17:45	76	6	0	0	0	0	0	82	51	5	0	0	0	1	2	59	191	13	0	0	4	1	11	220	70	7	0	0	0	0	1	78	439
1 Hr	322	25	2	0	2	0	3	354	176	12	0	0	0	2	6	196	698	77	2	1	17	12	27	834	311	20	1	1	10	2	3	348	1732
18:00	64	5	1	0	1	1	2	74	46	1	0	0	0	1	2	50	185	16	1	0	4	3	13	222	88	6	1	0	5	0	2	102	448
18:15	69	7	1	0	0	1	1	79	42	2	0	0	0	0	2	46	184	12	0	0	5	4	13	218	69	6	0	0	4	0	0	79	422
18:30	64	4	0	0	0	0	3	71	46	1	0	0	0	1	3	51	172	7	2	0	4	3	7	195	97	5	0	0	3	1	0	106	423
18:45	75	3	0	0	1	0	0	79	29	2	0	0	0	0	1	32	177	11	0	0	3	0	8	199	87	6	0	0	4	0	0	97	407
1 Hr	272	19	2	0	2	2	6	303	163	6	0	0	0	2	8	179	718	46	3	0	16	10	41	834	341	23	1	0	16	1	2	384	1700
Total	3746	395	65	5	27	20	47	4305	1468	92	15	2	5	7	23	1612	5549	532	85	4	129	46	132	6477	4319	342	58	11	134	42	69	4975	17369

Tracsis plc
Traffic and Data Services

3319-IRE Woodbrook Traffic Surveys
Junction Turning Count
15/05/2018

Site 8 - Dublin Road / M11 / Rathmichael Manor / N11

Origin : Arm A Dublin Road

	Destination : Arm A Dublin Road								**Destination :** Arm B M11								**Destination :** Arm C Rathmichael Manor								**Destination :** Arm D N11								Arm
	Car	LGV	OGV1	OGV2	PSV	MC	PC	Total	Car	LGV	OGV1	OGV2	PSV	MC	PC	Total	Car	LGV	OGV1	OGV2	PSV	MC	PC	Total	Car	LGV	OGV1	OGV2	PSV	MC	PC	Total	Totals
07:00	0	0	0	0	0	0	0	0	4	0	0	0	0	0	0	4	1	0	0	0	0	0	0	1	81	5	0	0	3	0	5	94	99
07:15	0	0	0	0	0	0	0	0	2	0	1	0	0	0	0	3	7	0	0	0	0	0	1	8	113	11	0	0	2	1	5	132	143
07:30	0	0	0	0	0	0	0	0	3	1	0	0	0	0	0	4	5	1	0	0	0	0	1	7	98	11	2	1	4	3	9	128	139
07:45	0	0	0	0	0	0	0	0	3	1	0	0	0	0	0	4	8	0	0	0	0	1	0	9	114	3	0	0	4	4	7	132	145
1 Hr	0	0	0	0	0	0	0	0	12	2	1	0	0	0	0	15	21	1	0	0	0	1	2	25	406	30	2	1	13	8	26	486	526
08:00	0	0	0	0	0	0	0	0	8	0	1	0	0	0	0	9	13	0	0	0	0	0	0	13	123	4	2	0	7	2	13	151	173
08:15	0	0	0	0	0	0	0	0	4	1	0	0	0	0	0	5	6	0	0	0	0	0	2	8	108	6	1	2	7	5	7	136	149
08:30	0	0	0	0	0	0	0	0	4	0	0	0	0	0	0	4	1	1	0	0	0	0	0	2	97	6	1	0	2	3	3	112	118
08:45	0	0	0	0	0	0	0	0	11	0	0	0	0	0	0	11	11	0	0	0	0	0	1	12	87	2	1	1	2	1	1	95	118
1 Hr	0	0	0	0	0	0	0	0	27	1	1	0	0	0	0	29	31	1	0	0	0	0	3	35	415	18	5	3	18	11	24	494	558
09:00	0	0	0	0	0	0	0	0	15	1	0	0	0	0	0	16	8	1	0	0	0	0	1	10	95	7	2	0	7	2	1	114	140
09:15	0	0	0	0	0	0	0	0	5	0	0	0	0	0	0	5	3	1	0	0	0	0	0	4	83	14	3	0	1	4	0	105	114
09:30	0	0	0	0	0	0	0	0	4	0	0	0	0	0	0	4	1	0	0	0	0	0	0	1	81	7	0	0	2	0	0	90	95
09:45	0	0	0	0	0	0	0	0	5	0	0	0	0	0	0	5	2	0	2	0	0	0	0	4	56	9	1	0	2	0	1	69	78
1 Hr	0	0	0	0	0	0	0	0	29	1	0	0	0	0	0	30	14	2	2	0	0	0	1	19	315	37	6	0	12	6	2	378	427
10:00	0	0	0	0	0	0	0	0	11	3	0	0	0	0	0	14	4	0	0	0	0	0	0	4	70	6	0	0	4	1	0	81	99
10:15	0	0	0	0	0	0	0	0	5	0	0	0	0	0	0	5	0	0	0	0	0	0	0	0	58	6	1	0	3	0	0	68	73
10:30	0	0	0	0	0	0	0	0	3	1	0	0	0	0	0	4	6	0	0	0	0	0	0	6	62	7	2	0	3	0	0	74	84
10:45	0	0	0	0	0	0	0	0	13	0	0	0	0	0	0	13	3	0	0	0	0	0	0	3	69	5	1	0	1	3	0	79	95
1 Hr	0	0	0	0	0	0	0	0	32	4	0	0	0	0	0	36	13	0	0	0	0	0	0	13	259	24	4	0	11	4	0	302	351
11:00	0	0	0	0	0	0	0	0	9	0	0	0	0	0	0	9	1	0	0	0	0	0	1	2	55	8	2	0	3	0	1	69	80
11:15	0	0	0	0	0	0	0	0	0	1	0	0	0	0	0	1	2	0	0	0	0	0	0	2	61	6	1	0	1	0	1	70	73
11:30	0	0	0	0	0	0	0	0	5	0	0	0	0	0	0	5	7	0	0	0	0	0	0	7	47	6	2	0	3	0	1	59	71
11:45	0	0	0	0	0	0	0	0	8	1	0	0	0	0	0	9	1	0	0	0	0	0	0	1	55	9	0	0	1	0	0	65	75
1 Hr	0	0	0	0	0	0	0	0	22	2	0	0	0	0	0	24	11	0	0	0	0	0	1	12	218	29	5	0	8	0	3	263	299
12:00	0	0	0	0	0	0	0	0	1	1	1	0	0	0	0	3	3	1	0	0	0	0	0	4	63	3	3	0	2	1	1	73	80
12:15	0	0	0	0	0	0	0	0	7	2	0	0	0	0	0	9	7	1	0	0	0	0	0	8	62	10	0	0	2	1	0	75	92
12:30	0	0	0	0	0	0	0	0	7	1	1	0	0	0	0	9	3	2	0	0	0	0	0	5	73	10	2	0	4	0	0	89	103
12:45	0	0	0	0	0	0	0	0	5	0	0	0	0	0	0	5	3	1	0	0	0	0	0	4	80	6	1	0	1	0	0	88	97
1 Hr	0	0	0	0	0	0	0	0	20	4	2	0	0	0	0	26	16	5	0	0	0	0	0	21	278	29	6	0	9	2	1	325	372
13:00	0	0	0	0	0	0	0	0	8	0	0	0	0	0	0	8	7	1	0	0	0	0	0	8	98	7	1	0	3	2	1	112	128
13:15	0	0	0	0	0	0	0	0	6	0	0	0	0	0	0	6	4	0	0	0	0	1	0	5	78	4	0	0	1	0	0	83	94
13:30	0	0	0	0	0	0	0	0	12	0	1	0	0	0	0	13	11	0	0	0	0	0	0	11	81	5	1	0	2	0	0	89	113
13:45	0	0	0	0	0	0	0	0	2	3	2	0	0	0	0	7	7	0	0	0	0	0	0	7	63	5	1	0	2	0	1	72	86
1 Hr	0	0	0	0	0	0	0	0	28	3	3	0	0	0	0	34	29	1	0	0	0	1	0	31	320	21	3	0	8	2	2	356	421
14:00	0	0	0	0	0	0	0	0	6	0	0	0	0	0	0	6	6	0	0	0	0	0	1	7	60	1	3	0	3	1	0	68	81
14:15	0	0	0	0	0	0	0	0	8	1	0	0	0	0	0	9	5	1	0	0	0	0	0	6	62	6	1	0	0	1	0	70	85
14:30	0	0	0	0	0	0	0	0	10	1	0	0	0	0	0	11	8	1	0	0	0	0	0	9	70	5	1	0	4	0	0	80	100
14:45	0	0	0	0	0	0	0	0	10	2	0	0	0	0	0	12	4	0	0	0	0	0	0	4	80	3	1	0	0	0	1	85	101
1 Hr	0	0	0	0	0	0	0	0	34	4	0	0	0	0	0	38	23	2	0	0	0	0	1	26	272	15	6	0	7	2	1	303	367
15:00	0	0	0	0	0	0	0	0	16	4	0	1	0	0	0	21	4	1	0	0	0	0	0	5	50	6	3	0	4	0	0	63	89
15:15	0	0	0	0	0	0	0	0	4	3	1	0	0	0	0	8	5	0	0	0	0	0	0	5	49	8	0	1	0	0	0	58	71
15:30	0	0	0	0	0	0	0	0	16	2	0	0	0	0	0	18	2	0	0	0	0	0	0	2	63	6	3	0	3	0	1	76	96
15:45	0	0	0	0	0	0	0	0	14	3	0	0	0	0	0	17	6	0	0	0	0	0	0	6	66	7	0	0	3	1	0	77	100
1 Hr	0	0	0	0	0	0	0	0	50	12	1	1	0	0	0	64	17	1	0	0	0	0	0	18	228	27	6	1	10	1	1	274	356
16:00	0	0	0	0	0	0	0	0	19	4	0	0	0	0	0	23	4	0	0	0	0	0	0	4	52	4	0	0	3	0	0	59	86
16:15	0	0	0	0	0	0	0	0	18	6	0	0	0	0	0	24	3	0	0	0	0	0	0	3	59	7	1	0	1	1	0	69	96
16:30	0	0	0	0	0	0	0	0	16	4	0	0	0	0	0	20	6	0	0	0	0	0	0	6	43	1	0	0	2	0	0	46	72
16:45	0	0	0	0	0	0	0	0	8	0	0	0	1	0	0	9	4	0	0	0	0	0	0	4	43	6	1	0	5	0	0	55	68
1 Hr	0	0	0	0	0	0	0	0	61	14	0	0	1	0	0	76	17	0	0	0	0	0	0	17	197	18	2	0	11	1	0	229	322
17:00	0	0	0	0	0	0	0	0	5	0	0	0	0	0	0	5	6	1	0	0	0	1	0	8	47	3	0	0	3	1	0	54	67
17:15	0	0	0	0	0	0	0	0	7	1	0	0	0	0	0	8	5	0	0	0	0	0	0	5	44	1	2	0	3	0	1	51	64
17:30	0	0	0	0	0	0	0	0	3	2	0	0	0	0	0	5	4	0	0	0	0	0	0	4	42	5	0	0	6	2	0	55	64
17:45	0	0	0	0	0	0	0	0	3	1	0	0	0	0	0	4	5	2	0	0	0	0	0	7	47	3	0	0	0	0	0	50	61
1 Hr	0	0	0	0	0	0	0	0	18	4	0	0	0	0	0	22	20	3	0	0	0	1	0	24	180	12	2	0	12	3	1	210	256
18:00	0	0	0	0	0	0	0	0	9	0	0	0	0	0	0	9	2	0	0	0	0	0	0	2	42	6	1	0	5	0	0	54	65
18:15	0	0	0	0	0	0	0	0	2	1	0	0	0	0	0	3	4	0	0	0	0	0	0	4	50	2	0	0	4	0	0	56	63
18:30	0	0	0	0	0	0	0	0	10	0	0	0	0	0	0	10	7	0	0	0	0	0	0	7	44	6	0	0	2	1	0	53	70
18:45	0	0	0	0	0	0	0	0	7	2	0	0	0	0	0	9	3	0	0	0	0	1	0	4	58	5	0	0	5	0	0	68	81
1 Hr	0	0	0	0	0	0	0	0	28	3	0	0	0	0	0	31	16	0	0	0	0	1	0	17	194	19	1	0	16	1	0	231	279
Total	0	0	0	0	0	0	0	0	361	54	8	1	1	0	0	425	228	16	2	0	0	4	8	258	3282	279	48	5	135	41	61	3851	4534

Tracsis plc
Traffic and Data Services

3319-IRE Woodbrook Traffic Surveys
Junction Turning Count
15/05/2018

Site 8 - Dublin Road / M11 / Rathmichael Manor / N11

Origin : Arm B M11

	Destination : Arm A Dublin Road								**Destination :** Arm B M11								**Destination :** Arm C Rathmichael Manor								**Destination :** Arm D N11								Arm
	Car	LGV	OGV1	OGV2	PSV	MC	PC	Total	Car	LGV	OGV1	OGV2	PSV	MC	PC	Total	Car	LGV	OGV1	OGV2	PSV	MC	PC	Total	Car	LGV	OGV1	OGV2	PSV	MC	PC	Total	Totals
07:00	10	2	0	0	0	0	0	12	0	0	0	0	0	0	0	0	14	0	0	0	0	0	0	14	323	60	3	1	2	6	0	395	421
07:15	16	6	0	0	0	0	0	22	0	0	0	0	0	0	0	0	16	0	0	0	0	0	0	16	367	54	4	0	5	9	0	439	477
07:30	12	4	0	0	0	0	0	16	0	0	0	0	0	0	0	0	16	3	0	0	0	0	0	19	368	64	4	1	6	3	0	446	481
07:45	17	3	0	0	0	0	0	20	0	0	0	0	0	0	0	0	13	0	0	0	0	0	0	13	375	37	4	0	6	8	0	430	463
1 Hr	55	15	0	0	0	0	0	70	0	0	0	0	0	0	0	0	59	3	0	0	0	0	0	62	1433	215	15	2	19	26	0	1710	1842
08:00	16	3	0	1	0	0	0	20	0	0	0	0	0	0	0	0	15	0	0	0	0	0	0	15	343	29	4	0	1	12	0	389	424
08:15	16	2	1	0	0	0	0	19	1	0	0	0	0	0	0	1	19	0	0	0	0	0	0	19	341	32	6	1	3	3	0	386	425
08:30	26	2	0	1	0	0	0	29	1	0	0	0	0	0	0	1	15	1	0	0	0	0	0	16	301	26	8	1	6	14	0	356	402
08:45	18	7	0	1	0	0	0	26	0	0	0	0	0	0	0	0	12	1	0	0	0	0	0	13	334	39	9	1	4	9	0	396	435
1 Hr	76	14	1	3	0	0	0	94	2	0	0	0	0	0	0	2	61	2	0	0	0	0	0	63	1319	126	27	3	14	38	0	1527	1686
09:00	8	1	0	2	0	0	0	11	1	0	0	0	0	0	0	1	15	0	0	0	0	0	0	15	275	28	7	2	3	3	0	318	345
09:15	14	0	1	0	0	0	0	15	0	0	0	0	0	0	0	0	9	1	0	0	0	0	0	10	291	31	1	0	1	4	0	328	353
09:30	16	0	0	0	0	0	0	16	0	0	0	0	0	0	0	0	7	1	0	0	0	0	0	8	254	37	5	1	1	2	0	300	324
09:45	20	2	0	0	0	0	0	22	0	1	0	0	0	0	0	1	14	0	1	0	0	0	0	15	258	33	5	2	1	3	0	302	340
1 Hr	58	3	1	2	0	0	0	64	1	1	0	0	0	0	0	2	45	2	1	0	0	0	0	48	1078	129	18	5	6	12	0	1248	1362
10:00	16	3	0	0	0	0	0	19	0	0	0	0	0	0	0	0	8	0	0	0	0	0	0	8	208	31	4	1	3	3	0	250	277
10:15	9	1	0	0	0	0	0	10	1	0	0	0	0	0	0	1	3	0	0	0	0	0	0	3	189	26	0	1	0	3	0	219	233
10:30	13	3	0	1	0	0	0	17	0	0	0	0	0	0	0	0	6	1	0	0	0	0	0	7	197	24	5	1	1	2	0	230	254
10:45	9	3	0	0	0	0	0	12	0	0	0	0	0	0	0	0	7	3	0	0	0	0	0	10	161	21	8	0	1	2	0	193	215
1 Hr	47	10	0	1	0	0	0	58	1	0	0	0	0	0	0	1	24	4	0	0	0	0	0	28	755	102	17	3	5	10	0	892	979
11:00	15	2	0	0	0	0	0	17	0	0	0	0	0	0	0	0	4	0	0	0	0	0	0	4	146	24	4	1	2	1	0	178	199
11:15	18	0	0	0	0	0	0	18	0	0	0	0	0	0	0	0	5	0	0	0	0	0	0	5	178	30	6	3	0	2	0	219	242
11:30	5	0	0	0	0	0	0	5	0	0	0	0	0	0	0	0	7	2	0	0	0	0	0	9	143	21	6	2	1	0	0	173	187
11:45	8	1	2	0	0	0	0	11	1	1	0	0	0	0	0	2	8	0	0	0	0	0	0	8	147	31	2	2	1	0	0	183	204
1 Hr	46	3	2	0	0	0	0	51	1	1	0	0	0	0	0	2	24	2	0	0	0	0	0	26	614	106	18	8	4	3	0	753	832
12:00	10	1	0	0	0	0	0	11	0	0	0	0	0	0	0	0	7	0	0	0	0	0	0	7	165	14	3	3	2	1	0	188	206
12:15	13	1	0	1	0	0	0	15	1	0	0	0	0	0	0	1	3	0	0	0	0	0	0	3	147	20	8	0	2	1	0	178	197
12:30	11	1	0	0	0	0	0	12	1	0	0	0	0	0	0	1	5	0	0	0	0	0	0	5	160	20	8	1	1	1	0	191	209
12:45	11	0	0	0	0	0	0	11	0	0	0	0	0	0	0	0	4	0	0	0	0	0	0	4	171	25	1	3	3	1	0	204	219
1 Hr	45	3	0	1	0	0	0	49	2	0	0	0	0	0	0	2	19	0	0	0	0	0	0	19	643	79	20	7	8	4	0	761	831
13:00	8	4	1	0	0	0	0	13	2	0	0	0	0	0	0	2	8	1	0	0	0	0	0	9	162	18	1	2	3	0	0	186	210
13:15	10	0	0	0	1	0	0	11	2	0	0	0	0	0	0	2	12	1	0	0	0	0	0	13	187	23	4	0	2	0	0	216	242
13:30	15	1	0	0	0	0	0	16	0	0	0	0	0	0	0	0	12	1	0	0	0	0	0	13	144	18	6	1	1	2	0	172	201
13:45	4	1	0	1	0	0	0	6	1	0	0	0	0	0	0	1	17	0	0	0	0	0	0	17	155	14	5	2	2	1	0	179	203
1 Hr	37	6	1	1	1	0	0	46	5	0	0	0	0	0	0	5	49	3	0	0	0	0	0	52	648	73	16	5	8	3	0	753	856
14:00	10	0	0	0	0	0	0	10	0	0	0	0	0	0	0	0	3	0	0	0	0	0	0	3	164	9	3	0	1	2	0	179	192
14:15	12	0	0	1	0	0	0	13	0	1	0	0	0	0	0	1	12	1	0	0	0	0	0	13	170	19	5	1	2	2	0	199	226
14:30	8	0	1	0	0	0	0	9	1	1	0	0	0	0	0	2	10	1	0	0	0	0	0	11	166	13	8	0	1	0	0	188	210
14:45	8	1	0	0	0	0	0	9	0	0	0	0	0	0	0	0	7	0	0	0	0	0	0	7	159	19	3	3	2	0	1	187	203
1 Hr	38	1	1	1	0	0	0	41	1	2	0	0	0	0	0	3	32	2	0	0	0	0	0	34	659	60	19	4	6	4	1	753	831
15:00	10	1	0	0	0	0	0	11	1	0	0	0	0	0	0	1	9	0	0	0	0	0	0	9	140	13	1	1	2	1	0	158	179
15:15	24	4	0	0	0	0	0	28	0	0	0	0	0	0	0	0	7	0	0	0	0	0	0	7	173	15	3	1	4	0	0	196	231
15:30	9	2	0	0	0	0	0	11	1	0	0	0	0	0	0	1	3	1	0	0	0	0	0	4	161	15	1	2	1	1	0	181	197
15:45	13	2	0	0	1	0	0	16	0	0	0	0	0	0	0	0	7	0	0	0	0	0	0	7	137	19	1	1	2	0	0	160	183
1 Hr	56	9	0	0	1	0	0	66	2	0	0	0	0	0	0	2	26	1	0	0	0	0	0	27	611	62	6	5	9	2	0	695	790
16:00	9	1	0	0	0	0	0	10	0	0	0	0	0	0	0	0	1	0	0	0	0	0	0	1	171	18	3	0	2	2	0	196	207
16:15	5	1	0	0	0	0	0	6	0	0	0	0	0	0	0	0	1	1	0	0	0	0	0	2	163	17	1	0	4	1	0	186	194
16:30	12	2	0	0	0	0	0	14	0	0	0	0	0	0	0	0	2	1	0	0	0	0	0	3	172	20	2	0	3	3	0	200	217
16:45	16	1	0	0	0	0	0	17	0	0	0	0	0	0	0	0	3	0	0	0	0	0	0	3	182	31	3	0	5	1	0	222	242
1 Hr	42	5	0	0	0	0	0	47	0	0	0	0	0	0	0	0	7	2	0	0	0	0	0	9	688	86	9	0	14	7	0	804	860
17:00	14	2	0	0	0	0	0	16	0	0	0	0	0	0	0	0	2	0	0	0	0	0	0	2	172	12	2	0	2	0	0	188	206
17:15	17	2	0	0	0	0	0	19	1	0	0	0	0	0	0	1	3	1	0	0	0	0	0	4	208	8	0	0	1	1	0	218	242
17:30	18	1	0	0	0	0	0	19	0	0	0	0	0	0	0	0	2	0	0	0	0	0	0	2	183	10	0	0	2	0	0	195	216
17:45	12	5	0	0	0	0	0	17	1	0	1	0	0	0	0	2	1	0	0	0	0	0	0	1	199	16	2	0	2	1	0	220	240
1 Hr	61	10	0	0	0	0	0	71	2	0	1	0	0	0	0	3	8	1	0	0	0	0	0	9	762	46	4	0	7	2	0	821	904
18:00	12	3	0	0	0	0	0	15	0	0	0	0	0	0	0	0	3	0	0	0	0	0	0	3	193	5	1	0	4	1	1	205	223
18:15	12	1	0	0	0	1	0	14	0	0	0	0	0	0	0	0	1	0	0	0	0	0	0	1	175	12	1	0	4	1	0	193	208
18:30	14	2	0	0	0	0	0	16	2	0	0	0	0	0	0	2	2	1	0	0	0	0	0	3	172	14	0	0	2	0	0	188	209
18:45	17	1	0	0	0	0	0	18	1	0	0	0	0	0	0	1	4	1	0	0	0	0	0	5	158	12	1	0	7	1	0	179	203
1 Hr	55	7	0	0	0	1	0	63	3	0	0	0	0	0	0	3	10	2	0	0	0	0	0	12	698	43	3	0	17	3	1	765	843
Total	616	86	6	9	2	1	0	720	20	4	1	0	0	0	0	25	364	24	1	0	0	0	0	389	9908	1127	172	42	117	114	2	11482	12616

Tracsis plc
Traffic and Data Services

3319-IRE Woodbrook Traffic Surveys
Junction Turning Count
15/05/2018

Site 8 - Dublin Road / M11 / Rathmichael Manor / N11

Origin : Arm C Rathmichael Manor

	Destination : Arm A Dublin Road								**Destination :** Arm B M11								**Destination :** Arm C Rathmichael Manor								**Destination :** Arm D N11								Arm
	Car	LGV	OGV1	OGV2	PSV	MC	PC	Total	Car	LGV	OGV1	OGV2	PSV	MC	PC	Total	Car	LGV	OGV1	OGV2	PSV	MC	PC	Total	Car	LGV	OGV1	OGV2	PSV	MC	PC	Total	Totals
07:00	0	0	0	0	0	0	0	0	0	0	0	0	0	0	0	0	0	0	0	0	0	0	0	0	12	2	0	0	0	0	0	14	14
07:15	3	0	0	0	0	0	0	3	3	1	0	0	0	0	0	4	0	0	0	0	0	0	0	0	13	0	0	0	0	0	0	13	20
07:30	3	0	0	0	0	0	0	3	3	0	0	0	0	0	0	3	0	0	0	0	0	0	0	0	11	2	0	0	0	0	0	13	19
07:45	2	0	0	0	0	0	0	2	7	0	0	0	0	0	0	7	0	0	0	0	0	0	0	0	17	1	0	0	0	0	0	18	27
1 Hr	8	0	0	0	0	0	0	8	13	1	0	0	0	0	0	14	0	0	0	0	0	0	0	0	53	5	0	0	0	0	0	58	80
08:00	6	0	0	0	0	0	0	6	8	0	0	0	0	0	0	8	0	0	0	0	0	0	0	0	22	0	0	0	0	0	0	22	36
08:15	2	1	0	0	0	0	0	3	0	1	0	0	0	0	0	1	0	0	0	0	0	0	0	0	22	0	0	0	0	1	0	23	27
08:30	8	0	0	0	0	0	0	8	2	0	0	0	0	0	0	2	0	0	0	0	0	0	0	0	13	1	1	1	0	0	0	16	26
08:45	5	0	0	0	0	0	0	5	5	0	0	0	0	0	0	5	0	0	0	0	0	0	0	0	8	3	0	0	0	0	0	11	21
1 Hr	21	1	0	0	0	0	0	22	15	1	0	0	0	0	0	16	0	0	0	0	0	0	0	0	65	4	1	1	0	1	0	72	110
09:00	3	0	0	0	0	0	0	3	2	0	0	0	0	0	0	2	0	0	0	0	0	0	0	0	9	2	0	0	0	0	0	11	16
09:15	3	0	0	0	0	0	0	3	8	0	0	0	0	0	0	8	0	0	0	0	0	0	0	0	13	1	1	0	0	0	0	15	26
09:30	0	0	0	0	0	0	0	0	5	0	0	0	0	0	0	5	0	0	0	0	0	0	0	0	8	2	0	0	0	0	0	10	15
09:45	5	0	0	0	0	0	0	5	4	1	0	0	0	0	0	5	0	0	0	0	0	0	0	0	20	0	1	0	0	0	0	21	31
1 Hr	11	0	0	0	0	0	0	11	19	1	0	0	0	0	0	20	0	0	0	0	0	0	0	0	50	5	2	0	0	0	0	57	88
10:00	2	0	0	0	0	0	0	2	4	0	1	0	0	0	0	5	0	0	0	0	0	0	0	0	12	4	1	0	0	0	0	17	24
10:15	1	0	0	0	0	0	0	1	3	0	0	0	0	0	0	3	0	0	0	0	0	0	0	0	13	2	0	0	0	0	0	15	19
10:30	4	0	1	0	0	0	0	5	12	2	0	0	0	0	0	14	0	0	0	0	0	0	0	0	14	2	1	0	0	0	0	17	36
10:45	1	0	0	0	0	0	0	1	5	0	1	1	0	0	0	7	0	0	0	0	0	0	0	0	10	2	0	0	0	0	0	12	20
1 Hr	8	0	1	0	0	0	0	9	24	2	2	1	0	0	0	29	0	0	0	0	0	0	0	0	49	10	2	0	0	0	0	61	99
11:00	6	0	0	0	0	0	0	6	6	0	0	0	0	0	0	6	0	0	0	0	0	0	0	0	9	1	0	0	0	0	0	10	22
11:15	4	1	0	0	0	0	0	5	5	0	0	0	0	0	0	5	0	0	0	0	0	0	0	0	11	3	0	0	0	0	0	14	24
11:30	6	0	0	0	0	0	0	6	5	0	0	0	0	0	0	5	0	0	0	0	0	0	0	0	8	2	0	0	0	0	0	10	21
11:45	4	0	0	0	0	0	0	4	6	1	0	0	0	0	0	7	0	0	0	0	0	0	0	0	8	2	0	0	0	0	0	10	21
1 Hr	20	1	0	0	0	0	0	21	22	1	0	0	0	0	0	23	0	0	0	0	0	0	0	0	36	8	0	0	0	0	0	44	88
12:00	3	0	0	0	0	0	0	3	8	0	0	0	0	0	0	8	0	0	0	0	0	0	0	0	15	2	0	0	0	0	0	17	28
12:15	4	0	0	0	0	0	0	4	5	0	0	0	0	0	0	5	0	0	0	0	0	0	0	0	8	0	0	0	0	1	0	9	18
12:30	4	2	0	0	0	1	0	7	7	0	0	0	0	0	0	7	0	0	0	0	0	0	0	0	15	0	0	0	0	0	0	15	29
12:45	2	0	0	0	0	0	0	2	8	0	0	0	0	0	0	8	0	0	0	0	0	0	0	0	20	1	0	0	0	0	0	21	31
1 Hr	13	2	0	0	0	1	0	16	28	0	0	0	0	0	0	28	0	0	0	0	0	0	0	0	58	3	0	0	0	1	0	62	106
13:00	7	0	0	0	0	0	0	7	6	0	0	0	0	0	0	6	0	0	0	0	0	0	0	0	13	3	0	0	0	0	0	16	29
13:15	5	0	0	0	0	0	0	5	5	0	0	0	0	0	0	5	0	0	0	0	0	0	0	0	9	3	0	0	0	0	0	12	22
13:30	1	0	0	0	0	0	0	1	9	0	0	0	0	0	0	9	0	0	0	0	0	0	0	0	13	1	0	0	0	0	0	14	24
13:45	2	0	0	0	0	0	0	2	6	0	0	0	0	0	0	6	0	0	0	0	0	0	0	0	9	1	0	0	0	0	0	10	18
1 Hr	15	0	0	0	0	0	0	15	26	0	0	0	0	0	0	26	0	0	0	0	0	0	0	0	44	8	0	0	0	0	0	52	93
14:00	6	0	0	0	0	0	0	6	4	0	0	0	0	0	0	4	0	0	0	0	0	0	0	0	10	1	0	0	0	0	0	11	21
14:15	8	0	0	0	0	0	0	8	5	0	0	0	0	0	0	5	0	0	0	0	0	0	0	0	9	3	1	0	0	0	0	13	26
14:30	2	0	0	0	0	0	0	2	8	0	0	0	0	0	0	8	0	0	0	0	0	0	0	0	9	3	0	0	0	0	0	12	22
14:45	4	0	0	0	0	0	0	4	9	1	0	0	0	0	0	10	0	0	0	0	0	0	0	0	10	1	0	0	0	0	0	11	25
1 Hr	20	0	0	0	0	0	0	20	26	1	0	0	0	0	0	27	0	0	0	0	0	0	0	0	38	8	1	0	0	0	0	47	94
15:00	2	1	0	0	0	0	0	3	12	1	0	0	0	0	0	13	0	0	0	0	0	0	0	0	8	0	1	0	0	0	0	9	25
15:15	8	0	0	0	0	0	0	8	15	0	0	0	0	0	0	15	0	0	0	0	0	0	0	0	27	4	1	0	0	0	0	32	55
15:30	6	1	0	0	0	0	0	7	10	1	0	0	0	0	0	11	0	0	0	0	0	0	0	0	15	0	0	0	0	0	0	15	33
15:45	6	0	0	0	0	0	0	6	7	0	0	0	0	0	0	7	0	0	0	0	0	0	0	0	18	1	0	0	0	0	0	19	32
1 Hr	22	2	0	0	0	0	0	24	44	2	0	0	0	0	0	46	0	0	0	0	0	0	0	0	68	5	2	0	0	0	0	75	145
16:00	5	0	0	0	0	0	0	5	23	0	0	0	0	0	0	23	0	0	0	0	0	0	0	0	29	1	0	0	0	0	0	30	58
16:15	10	0	0	0	0	0	0	10	13	0	0	0	0	0	0	13	0	0	0	0	0	0	0	0	22	1	0	0	0	0	0	23	46
16:30	2	1	0	0	0	0	0	3	10	1	0	0	0	0	0	11	0	0	0	0	0	0	0	0	19	1	0	0	0	0	0	20	34
16:45	8	0	0	0	0	0	0	8	12	1	0	0	0	0	0	13	0	0	0	0	0	0	0	0	20	0	0	0	0	0	0	20	41
1 Hr	25	1	0	0	0	0	0	26	58	2	0	0	0	0	0	60	0	0	0	0	0	0	0	0	90	3	0	0	0	0	0	93	179
17:00	9	0	0	0	0	0	0	9	11	0	0	0	0	0	0	11	0	0	0	0	0	0	0	0	25	0	0	0	0	0	0	25	45
17:15	8	0	0	0	0	0	0	8	7	0	0	0	0	0	0	7	0	0	0	0	0	0	0	0	14	1	0	0	0	0	0	15	30
17:30	4	0	0	0	0	0	0	4	9	0	0	0	0	0	0	9	0	0	0	0	0	0	0	0	8	1	0	0	0	0	0	9	22
17:45	1	1	0	0	0	0	0	2	3	0	0	0	0	0	0	3	0	0	0	0	0	0	0	0	10	3	0	0	0	0	0	13	18
1 Hr	22	1	0	0	0	0	0	23	30	0	0	0	0	0	0	30	0	0	0	0	0	0	0	0	57	5	0	0	0	0	0	62	115
18:00	4	0	0	0	0	0	0	4	5	0	0	0	0	0	0	5	0	0	0	0	0	0	0	0	14	0	0	0	0	0	0	14	23
18:15	3	0	0	0	0	1	0	4	5	0	0	0	0	0	0	5	0	0	0	0	0	0	0	0	11	0	0	0	0	0	0	11	20
18:30	1	0	0	0	0	0	0	1	1	0	0	0	0	0	0	1	0	0	0	0	0	0	0	0	8	0	0	0	0	0	0	8	10
18:45	7	0	0	0	0	0	0	7	6	0	0	0	0	0	0	6	0	0	0	0	0	0	0	0	10	0	0	0	0	0	0	10	23
1 Hr	15	0	0	0	0	1	0	16	17	0	0	0	0	0	0	17	0	0	0	0	0	0	0	0	43	0	0	0	0	0	0	43	76
Total	200	8	1	0	0	2	0	211	322	11	2	1	0	0	0	336	0	0	0	0	0	0	0	0	651	64	8	1	0	2	0	726	1273

Tracsis plc
Traffic and Data Services

3319-IRE Woodbrook Traffic Surveys
Junction Turning Count
15/05/2018

Site 8 - Dublin Road / M11 / Rathmichael Manor / N11

Origin : Arm D N11

	Destination : Arm A Dublin Road								**Destination :** Arm B M11								**Destination :** Arm C Rathmichael Manor								**Destination :** Arm D N11								Arm
	Car	LGV	OGV1	OGV2	PSV	MC	PC	Total	Car	LGV	OGV1	OGV2	PSV	MC	PC	Total	Car	LGV	OGV1	OGV2	PSV	MC	PC	Total	Car	LGV	OGV1	OGV2	PSV	MC	PC	Total	Totals
07:00	28	7	0	0	1	0	0	36	77	6	2	3	4	0	0	92	5	0	0	0	0	0	0	5	2	0	0	0	0	0	0	2	135
07:15	20	7	1	1	2	0	0	31	68	16	5	1	2	1	0	93	19	0	0	0	0	0	0	19	5	2	1	0	0	1	0	9	152
07:30	29	1	1	0	5	0	0	36	97	18	2	1	4	0	0	122	8	0	0	0	0	0	0	8	11	3	0	0	2	0	0	16	182
07:45	37	2	2	0	3	1	0	45	132	12	4	2	3	0	0	153	30	1	0	0	0	0	0	31	8	6	0	0	0	0	0	14	243
1 Hr	114	17	4	1	11	1	0	148	374	52	13	7	13	1	0	460	62	1	0	0	0	0	0	63	26	11	1	0	2	1	0	41	712
08:00	39	8	2	0	4	0	0	53	176	14	2	5	3	0	0	200	20	1	0	0	0	0	0	21	10	1	0	1	2	0	0	14	288
08:15	38	6	2	1	2	0	0	49	171	18	4	1	0	1	0	195	15	0	0	2	0	0	0	17	12	2	0	1	1	1	0	17	278
08:30	53	3	0	0	2	0	0	58	175	16	2	0	0	1	0	194	24	1	0	0	0	0	0	25	26	0	0	0	1	0	0	27	304
08:45	57	5	5	1	1	0	0	69	185	16	3	3	3	0	0	210	26	2	1	0	0	0	0	29	17	1	0	0	0	0	0	18	326
1 Hr	187	22	9	2	9	0	0	229	707	64	11	9	6	2	0	799	85	4	1	2	0	0	0	92	65	4	0	2	4	1	0	76	1196
09:00	53	7	2	0	3	0	0	65	187	21	6	1	4	0	0	219	19	0	0	0	0	0	0	19	23	1	2	0	1	0	0	27	330
09:15	52	8	1	0	4	0	0	65	148	16	2	1	4	0	0	171	8	1	0	0	0	0	0	9	11	0	2	0	0	0	0	13	258
09:30	65	6	2	0	2	0	0	75	159	16	2	1	5	0	0	183	11	1	2	0	0	0	0	14	18	4	0	0	1	0	0	23	295
09:45	44	8	2	0	1	0	0	55	141	22	7	0	6	0	0	176	10	1	0	0	0	0	0	11	13	4	0	0	0	0	0	17	259
1 Hr	214	29	7	0	10	0	0	260	635	75	17	3	19	0	0	749	48	3	2	0	0	0	0	53	65	9	4	0	2	0	0	80	1142
10:00	62	6	0	0	3	0	0	71	127	17	8	0	4	1	0	157	8	2	1	0	0	0	0	11	16	5	1	0	2	0	0	24	263
10:15	66	5	1	0	3	0	0	75	144	19	6	1	0	2	0	172	10	2	1	0	0	0	0	13	14	2	0	0	0	0	0	16	276
10:30	58	10	3	0	2	0	0	73	151	11	7	1	2	1	0	173	1	1	0	1	0	0	0	3	16	1	0	0	1	0	0	18	267
10:45	87	10	3	0	2	0	0	102	130	16	8	1	3	0	0	158	10	1	0	0	0	0	0	11	13	2	1	0	0	0	0	16	287
1 Hr	273	31	7	0	10	0	0	321	552	63	29	3	9	4	0	660	29	6	2	1	0	0	0	38	59	10	2	0	3	0	0	74	1093
11:00	103	8	0	0	0	0	0	111	133	31	4	2	3	1	0	174	16	3	0	0	0	0	0	19	12	5	1	0	1	0	0	19	323
11:15	119	4	1	0	1	0	0	125	153	29	5	1	1	0	0	189	8	1	0	0	0	0	0	9	11	0	0	0	0	0	0	11	334
11:30	62	7	1	0	2	1	0	73	160	20	12	3	3	2	0	200	8	2	0	0	0	1	0	11	8	2	0	0	1	0	0	11	295
11:45	63	5	3	0	0	1	0	72	171	26	6	2	2	0	0	207	10	0	0	0	0	0	0	10	8	1	3	0	0	0	0	12	301
1 Hr	347	24	5	0	3	2	0	381	617	106	27	8	9	3	0	770	42	6	0	0	0	1	0	49	39	8	4	0	2	0	0	53	1253
12:00	58	5	1	0	3	0	0	67	180	21	6	3	4	0	0	214	11	0	0	0	0	0	0	11	24	2	1	0	1	0	0	28	320
12:15	65	10	1	0	0	1	0	77	197	30	3	4	1	2	0	237	12	1	0	0	0	0	0	13	16	1	0	0	0	0	0	17	344
12:30	64	9	1	1	1	2	0	78	175	25	6	0	2	1	0	209	9	2	0	0	0	0	0	11	23	1	1	0	1	1	0	27	325
12:45	72	4	1	0	1	0	0	78	161	30	3	2	3	2	0	201	11	2	0	0	0	0	0	13	18	4	1	0	0	0	0	23	315
1 Hr	259	28	4	1	5	3	0	300	713	106	18	9	10	5	0	861	43	5	0	0	0	0	0	48	81	8	3	0	2	1	0	95	1304
13:00	66	5	0	0	3	0	0	74	191	32	2	0	5	2	0	232	8	0	1	0	0	0	0	9	19	5	0	0	1	0	0	25	340
13:15	75	7	1	0	2	0	0	85	188	23	5	1	1	1	0	219	9	0	0	0	0	0	0	9	17	3	0	0	0	0	0	20	333
13:30	56	6	4	0	1	0	0	67	168	32	3	2	3	0	0	208	10	2	0	0	0	0	0	12	17	0	0	0	1	1	0	19	306
13:45	78	7	1	0	1	0	0	87	215	27	5	0	1	0	0	248	22	3	0	0	0	0	0	25	10	2	1	0	0	0	0	13	373
1 Hr	275	25	6	0	7	0	0	313	762	114	15	3	10	3	0	907	49	5	1	0	0	0	0	55	63	10	1	0	2	1	0	77	1352
14:00	81	4	1	0	3	0	0	89	197	30	4	1	3	4	0	239	17	3	0	0	0	0	0	20	21	2	0	0	1	1	0	25	373
14:15	86	6	2	0	2	0	0	96	194	25	1	3	0	1	0	224	8	0	0	0	0	0	0	8	16	1	1	0	0	0	0	18	346
14:30	73	8	0	0	2	0	0	83	205	31	7	0	1	0	0	244	12	3	0	0	0	0	0	15	17	1	2	0	1	0	0	21	363
14:45	77	2	0	0	2	0	0	81	235	21	2	2	2	3	0	265	8	0	0	0	0	0	0	8	15	2	3	0	0	0	0	20	374
1 Hr	317	20	3	0	9	0	0	349	831	107	14	6	6	8	0	972	45	6	0	0	0	0	0	51	69	6	6	0	2	1	0	84	1456
15:00	73	7	2	0	2	0	0	84	244	41	5	3	3	0	0	296	12	2	1	0	0	0	0	15	20	2	0	0	0	0	0	22	417
15:15	77	5	2	0	2	1	0	87	235	39	5	1	2	1	0	283	17	2	0	0	0	0	0	19	20	1	0	0	1	0	0	22	411
15:30	103	12	1	0	1	3	0	120	292	51	7	0	3	1	0	354	6	1	0	0	0	0	0	7	22	0	1	0	1	0	0	24	505
15:45	74	8	0	0	1	0	0	83	285	51	4	4	3	1	0	348	7	0	0	0	0	0	0	7	14	1	0	0	0	0	0	15	453
1 Hr	327	32	5	0	6	4	0	374	1056	182	21	8	11	3	0	1281	42	5	1	0	0	0	0	48	76	4	1	0	2	0	0	83	1786
16:00	113	6	1	0	3	2	0	125	273	49	6	1	4	3	0	336	10	1	0	0	0	0	0	11	19	1	2	0	1	0	0	23	495
16:15	113	7	0	0	5	0	0	125	316	72	5	0	0	4	0	397	5	0	0	0	0	0	0	5	26	1	0	0	0	1	0	28	555
16:30	105	14	0	0	0	2	0	121	343	56	4	1	2	8	0	414	12	0	0	0	0	0	0	12	26	2	0	0	1	0	0	29	576
16:45	116	13	1	0	0	1	0	131	366	77	5	1	3	4	0	456	7	1	0	0	0	0	0	8	26	3	0	0	0	0	0	29	624
1 Hr	447	40	2	0	8	5	0	502	1298	254	20	3	9	19	0	1603	34	2	0	0	0	0	0	36	97	7	2	0	2	1	0	109	2250
17:00	130	15	1	0	4	3	0	153	354	66	3	0	4	8	0	435	10	0	0	0	0	0	0	10	32	2	0	0	0	0	0	34	632
17:15	140	19	0	1	2	4	0	166	370	62	1	2	1	7	0	443	12	0	0	0	0	0	0	12	47	4	0	0	1	0	0	52	673
17:30	153	19	0	0	6	2	0	180	345	29	3	1	7	5	0	390	14	3	0	0	0	1	0	18	50	3	1	0	1	2	0	57	645
17:45	178	18	1	0	7	1	0	205	371	38	2	0	3	7	0	421	11	0	0	0	0	0	0	11	41	3	0	0	0	0	0	44	681
1 Hr	601	71	2	1	19	10	0	704	1440	195	9	3	15	27	0	1689	47	3	0	0	0	1	0	51	170	12	1	0	2	2	0	187	2631
18:00	165	2	1	0	2	4	0	174	374	25	0	0	1	10	0	410	12	0	0	0	0	0	0	12	35	3	0	0	1	1	0	40	636
18:15	153	11	1	0	5	2	0	172	358	32	3	0	2	8	0	403	9	0	0	0	0	1	0	10	30	1	1	0	0	0	0	32	617
18:30	150	10	2	0	4	3	0	169	330	25	1	1	6	12	0	375	8	1	0	0	0	0	0	9	36	2	0	0	1	0	0	39	592
18:45	138	6	0	0	2	1	0	147	339	25	1	0	5	6	0	376	14	0	0	0	0	0	0	14	31	1	0	0	0	1	0	33	570
1 Hr	606	29	4	0	13	10	0	662	1401	107	5	1	14	36	0	1564	43	1	0	0	0	1	0	45	132	7	1	0	2	2	0	144	2415
Total	3967	368	58	5	110	35	0	4543	10386	1425	199	63	131	111	0	12315	569	47	7	3	0	3	0	629	942	96	26	2	27	10	0	1103	18590

Tracsis plc
Traffic and Data Services

3319-IRE Woodbrook Traffic Surveys
Junction Turning Count
15/05/2018

Site 8 - Dublin Road / M11 / Rathmichael Manor / N11

ORIGIN SUMMARY

	Origin : Arm A Dublin Road								**Origin :** Arm B M11								**Origin :** Arm C Rathmichael Manor								**Origin :** Arm D N11								Origin
	Car	LGV	OGV1	OGV2	PSV	MC	PC	Total	Car	LGV	OGV1	OGV2	PSV	MC	PC	Total	Car	LGV	OGV1	OGV2	PSV	MC	PC	Total	Car	LGV	OGV1	OGV2	PSV	MC	PC	Total	Totals
07:00	86	5	0	0	3	0	5	99	347	62	3	1	2	6	0	421	12	2	0	0	0	0	0	14	112	13	2	3	5	0	0	135	669
07:15	122	11	1	0	2	1	6	143	399	60	4	0	5	9	0	477	19	1	0	0	0	0	0	20	112	25	7	2	4	2	0	152	792
07:30	106	13	2	1	4	3	10	139	396	71	4	1	6	3	0	481	17	2	0	0	0	0	0	19	145	22	3	1	11	0	0	182	821
07:45	125	4	0	0	4	5	7	145	405	40	4	0	6	8	0	463	26	1	0	0	0	0	0	27	207	21	6	2	6	1	0	243	878
1 Hr	439	33	3	1	13	9	28	526	1547	233	15	2	19	26	0	1842	74	6	0	0	0	0	0	80	576	81	18	8	26	3	0	712	3160
08:00	144	4	3	0	7	2	13	173	374	32	4	1	1	12	0	424	36	0	0	0	0	0	0	36	245	24	4	6	9	0	0	288	921
08:15	118	7	1	2	7	5	9	149	377	34	7	1	3	3	0	425	24	2	0	0	0	1	0	27	236	26	6	5	3	2	0	278	879
08:30	102	7	1	0	2	3	3	118	343	29	8	2	6	14	0	402	23	1	1	1	0	0	0	26	278	20	2	0	3	1	0	304	850
08:45	109	2	1	1	2	1	2	118	364	47	9	2	4	9	0	435	18	3	0	0	0	0	0	21	285	24	9	4	4	0	0	326	900
1 Hr	473	20	6	3	18	11	27	558	1458	142	28	6	14	38	0	1686	101	6	1	1	0	1	0	110	1044	94	21	15	19	3	0	1196	3550
09:00	118	9	2	0	7	2	2	140	299	29	7	4	3	3	0	345	14	2	0	0	0	0	0	16	282	29	10	1	8	0	0	330	831
09:15	91	15	3	0	1	4	0	114	314	32	2	0	1	4	0	353	24	1	1	0	0	0	0	26	219	25	5	1	8	0	0	258	751
09:30	86	7	0	0	2	0	0	95	277	38	5	1	1	2	0	324	13	2	0	0	0	0	0	15	253	27	6	1	8	0	0	295	729
09:45	63	9	3	0	2	0	1	78	292	36	6	2	1	3	0	340	29	1	1	0	0	0	0	31	208	35	9	0	7	0	0	259	708
1 Hr	358	40	8	0	12	6	3	427	1182	135	20	7	6	12	0	1362	80	6	2	0	0	0	0	88	962	116	30	3	31	0	0	1142	3019
10:00	85	9	0	0	4	1	0	99	232	34	4	1	3	3	0	277	18	4	2	0	0	0	0	24	213	30	10	0	9	1	0	263	663
10:15	63	6	1	0	3	0	0	73	202	27	0	1	0	3	0	233	17	2	0	0	0	0	0	19	234	28	8	1	3	2	0	276	601
10:30	71	8	2	0	3	0	0	84	216	28	5	2	1	2	0	254	30	4	2	0	0	0	0	36	226	23	10	2	5	1	0	267	641
10:45	85	5	1	0	1	3	0	95	177	27	8	0	1	2	0	215	16	2	1	1	0	0	0	20	240	29	12	1	5	0	0	287	617
1 Hr	304	28	4	0	11	4	0	351	827	116	17	4	5	10	0	979	81	12	5	1	0	0	0	99	913	110	40	4	22	4	0	1093	2522
11:00	65	8	2	0	3	0	2	80	165	26	4	1	2	1	0	199	21	1	0	0	0	0	0	22	264	47	5	2	4	1	0	323	624
11:15	63	7	1	0	1	0	1	73	201	30	6	3	0	2	0	242	20	4	0	0	0	0	0	24	291	34	6	1	2	0	0	334	673
11:30	59	6	2	0	3	0	1	71	155	23	6	2	1	0	0	187	19	2	0	0	0	0	0	21	238	31	13	3	6	4	0	295	574
11:45	64	10	0	0	1	0	0	75	164	33	4	2	1	0	0	204	18	3	0	0	0	0	0	21	252	32	12	2	2	1	0	301	601
1 Hr	251	31	5	0	8	0	4	299	685	112	20	8	4	3	0	832	78	10	0	0	0	0	0	88	1045	144	36	8	14	6	0	1253	2472
12:00	67	5	4	0	2	1	1	80	182	15	3	3	2	1	0	206	26	2	0	0	0	0	0	28	273	28	8	3	8	0	0	320	634
12:15	76	13	0	0	2	1	0	92	164	21	8	1	2	1	0	197	17	0	0	0	0	1	0	18	290	42	4	4	1	3	0	344	651
12:30	83	13	3	0	4	0	0	103	177	21	8	1	1	1	0	209	26	2	0	0	0	1	0	29	271	37	8	1	4	4	0	325	666
12:45	88	7	1	0	1	0	0	97	186	25	1	3	3	1	0	219	30	1	0	0	0	0	0	31	262	40	5	2	4	2	0	315	662
1 Hr	314	38	8	0	9	2	1	372	709	82	20	8	8	4	0	831	99	5	0	0	0	2	0	106	1096	147	25	10	17	9	0	1304	2613
13:00	113	8	1	0	3	2	1	128	180	23	2	2	3	0	0	210	26	3	0	0	0	0	0	29	284	42	3	0	9	2	0	340	707
13:15	88	4	0	0	1	1	0	94	211	24	4	0	3	0	0	242	19	3	0	0	0	0	0	22	289	33	6	1	3	1	0	333	691
13:30	104	5	2	0	2	0	0	113	171	20	6	1	1	2	0	201	23	1	0	0	0	0	0	24	251	40	7	2	5	1	0	306	644
13:45	72	8	3	0	2	0	1	86	177	15	5	3	2	1	0	203	17	1	0	0	0	0	0	18	325	39	7	0	2	0	0	373	680
1 Hr	377	25	6	0	8	3	2	421	739	82	17	6	9	3	0	856	85	8	0	0	0	0	0	93	1149	154	23	3	19	4	0	1352	2722
14:00	72	1	3	0	3	1	1	81	177	9	3	0	1	2	0	192	20	1	0	0	0	0	0	21	316	39	5	1	7	5	0	373	667
14:15	75	8	1	0	0	1	0	85	194	21	5	2	2	2	0	226	22	3	1	0	0	0	0	26	304	32	4	3	2	1	0	346	683
14:30	88	7	1	0	4	0	0	100	185	15	9	0	1	0	0	210	19	3	0	0	0	0	0	22	307	43	9	0	4	0	0	363	695
14:45	94	5	1	0	0	0	1	101	174	20	3	3	2	0	1	203	23	2	0	0	0	0	0	25	335	25	5	2	4	3	0	374	703
1 Hr	329	21	6	0	7	2	2	367	730	65	20	5	6	4	1	831	84	9	1	0	0	0	0	94	1262	139	23	6	17	9	0	1456	2748
15:00	70	11	3	1	4	0	0	89	160	14	1	1	2	1	0	179	22	2	1	0	0	0	0	25	349	52	8	3	5	0	0	417	710
15:15	58	11	1	1	0	0	0	71	204	19	3	1	4	0	0	231	50	4	1	0	0	0	0	55	349	47	7	1	5	2	0	411	768
15:30	81	8	3	0	3	0	1	96	174	18	1	2	1	1	0	197	31	2	0	0	0	0	0	33	423	64	9	0	5	4	0	505	831
15:45	86	10	0	0	3	1	0	100	157	21	1	1	3	0	0	183	31	1	0	0	0	0	0	32	380	60	4	4	4	1	0	453	768
1 Hr	295	40	7	2	10	1	1	356	695	72	6	5	10	2	0	790	134	9	2	0	0	0	0	145	1501	223	28	8	19	7	0	1786	3077
16:00	75	8	0	0	3	0	0	86	181	19	3	0	2	2	0	207	57	1	0	0	0	0	0	58	415	57	9	1	8	5	0	495	846
16:15	80	13	1	0	1	1	0	96	169	19	1	0	4	1	0	194	45	1	0	0	0	0	0	46	460	80	5	0	5	5	0	555	891
16:30	65	5	0	0	2	0	0	72	186	23	2	0	3	3	0	217	31	3	0	0	0	0	0	34	486	72	4	1	3	10	0	576	899
16:45	55	6	1	0	6	0	0	68	201	32	3	0	5	1	0	242	40	1	0	0	0	0	0	41	515	94	6	1	3	5	0	624	975
1 Hr	275	32	2	0	12	1	0	322	737	93	9	0	14	7	0	860	173	6	0	0	0	0	0	179	1876	303	24	3	19	25	0	2250	3611
17:00	58	4	0	0	3	2	0	67	188	14	2	0	2	0	0	206	45	0	0	0	0	0	0	45	526	83	4	0	8	11	0	632	950
17:15	56	2	2	0	3	0	1	64	229	11	0	0	1	1	0	242	29	1	0	0	0	0	0	30	569	85	1	3	4	11	0	673	1009
17:30	49	7	0	0	6	2	0	64	203	11	0	0	2	0	0	216	21	1	0	0	0	0	0	22	562	54	4	1	14	10	0	645	947
17:45	55	6	0	0	0	0	0	61	213	21	3	0	2	1	0	240	14	4	0	0	0	0	0	18	601	59	3	0	10	8	0	681	1000
1 Hr	218	19	2	0	12	4	1	256	833	57	5	0	7	2	0	904	109	6	0	0	0	0	0	115	2258	281	12	4	36	40	0	2631	3906
18:00	53	6	1	0	5	0	0	65	208	8	1	0	4	1	1	223	23	0	0	0	0	0	0	23	586	30	1	0	4	15	0	636	947
18:15	56	3	0	0	4	0	0	63	188	13	1	0	4	2	0	208	19	0	0	0	0	1	0	20	550	44	5	0	7	11	0	617	908
18:30	61	6	0	0	2	1	0	70	190	17	0	0	2	0	0	209	10	0	0	0	0	0	0	10	524	38	3	1	11	15	0	592	881
18:45	68	7	0	0	5	1	0	81	180	14	1	0	7	1	0	203	23	0	0	0	0	0	0	23	522	32	1	0	7	8	0	570	877
1 Hr	238	22	1	0	16	2	0	279	766	52	3	0	17	4	1	843	75	0	0	0	0	1	0	76	2182	144	10	1	29	49	0	2415	3613
Total	3871	349	58	6	136	45	69	4534	10908	1241	180	51	119	115	2	12616	1173	83	11	2	0	4	0	1273	15864	1936	290	73	268	159	0	18590	37013

Tracsis plc
Traffic and Data Services

3319-IRE Woodbrook Traffic Surveys
Junction Turning Count
15/05/2018

Site 8 - Dublin Road / M11 / Rathmichael Manor / N11

DESTINATION SUMMARY

	Destination : Arm A Dublin Road								**Destination :** Arm B M11								**Destination :** Arm C Rathmichael Manor								**Destination :** Arm D N11								
	Car	LGV	OGV1	OGV2	PSV	MC	PC	Total	Car	LGV	OGV1	OGV2	PSV	MC	PC	Total	Car	LGV	OGV1	OGV2	PSV	MC	PC	Total	Car	LGV	OGV1	OGV2	PSV	MC	PC	Total	Dest Totals
07:00	38	9	0	0	1	0	0	48	81	6	2	3	4	0	0	96	20	0	0	0	0	0	0	20	418	67	3	1	5	6	5	505	669
07:15	39	13	1	1	2	0	0	56	73	17	6	1	2	1	0	100	42	0	0	0	0	0	1	43	498	67	5	0	7	11	5	593	792
07:30	44	5	1	0	5	0	0	55	103	19	2	1	4	0	0	129	29	4	0	0	0	0	1	34	488	80	6	2	12	6	9	603	821
07:45	56	5	2	0	3	1	0	67	142	13	4	2	3	0	0	164	51	1	0	0	0	1	0	53	514	47	4	0	10	12	7	594	878
1 Hr	177	32	4	1	11	1	0	226	399	55	14	7	13	1	0	489	142	5	0	0	0	1	2	150	1918	261	18	3	34	35	26	2295	3160
08:00	61	11	2	1	4	0	0	79	192	14	3	5	3	0	0	217	48	1	0	0	0	0	0	49	498	34	6	1	10	14	13	576	921
08:15	56	9	3	1	2	0	0	71	176	20	4	1	0	1	0	202	40	0	0	2	0	0	2	44	483	40	7	4	11	10	7	562	879
08:30	87	5	0	1	2	0	0	95	182	16	2	0	0	1	0	201	40	3	0	0	0	0	0	43	437	33	10	2	9	17	3	511	850
08:45	80	12	5	2	1	0	0	100	201	16	3	3	3	0	0	226	49	3	1	0	0	0	1	54	446	45	10	2	6	10	1	520	900
1 Hr	284	37	10	5	9	0	0	345	751	66	12	9	6	2	0	846	177	7	1	2	0	0	3	190	1864	152	33	9	36	51	24	2169	3550
09:00	64	8	2	2	3	0	0	79	205	22	6	1	4	0	0	238	42	1	0	0	0	0	1	44	402	38	11	2	11	5	1	470	831
09:15	69	8	2	0	4	0	0	83	161	16	2	1	4	0	0	184	20	3	0	0	0	0	0	23	398	46	7	0	2	8	0	461	751
09:30	81	6	2	0	2	0	0	91	168	16	2	1	5	0	0	192	19	2	2	0	0	0	0	23	361	50	5	1	4	2	0	423	729
09:45	69	10	2	0	1	0	0	82	150	24	7	0	6	0	0	187	26	1	3	0	0	0	0	30	347	46	7	2	3	3	1	409	708
1 Hr	283	32	8	2	10	0	0	335	684	78	17	3	19	0	0	801	107	7	5	0	0	0	1	120	1508	180	30	5	20	18	2	1763	3019
10:00	80	9	0	0	3	0	0	92	142	20	9	0	4	1	0	176	20	2	1	0	0	0	0	23	306	46	6	1	9	4	0	372	663
10:15	76	6	1	0	3	0	0	86	153	19	6	1	0	2	0	181	13	2	1	0	0	0	0	16	274	36	1	1	3	3	0	318	601
10:30	75	13	4	1	2	0	0	95	166	14	7	1	2	1	0	191	13	2	0	1	0	0	0	16	289	34	8	1	5	2	0	339	641
10:45	97	13	3	0	2	0	0	115	148	16	9	2	3	0	0	178	20	4	0	0	0	0	0	24	253	30	10	0	2	5	0	300	617
1 Hr	328	41	8	1	10	0	0	388	609	69	31	4	9	4	0	726	66	10	2	1	0	0	0	79	1122	146	25	3	19	14	0	1329	2522
11:00	124	10	0	0	0	0	0	134	148	31	4	2	3	1	0	189	21	3	0	0	0	0	1	25	222	38	7	1	6	1	1	276	624
11:15	141	5	1	0	1	0	0	148	158	30	5	1	1	0	0	195	15	1	0	0	0	0	0	16	261	39	7	3	1	2	1	314	673
11:30	73	7	1	0	2	1	0	84	170	20	12	3	3	2	0	210	22	4	0	0	0	1	0	27	206	31	8	2	5	0	1	253	574
11:45	75	6	5	0	0	1	0	87	186	29	6	2	2	0	0	225	19	0	0	0	0	0	0	19	218	43	5	2	2	0	0	270	601
1 Hr	413	28	7	0	3	2	0	453	662	110	27	8	9	3	0	819	77	8	0	0	0	1	1	87	907	151	27	8	14	3	3	1113	2472
12:00	71	6	1	0	3	0	0	81	189	22	7	3	4	0	0	225	21	1	0	0	0	0	0	22	267	21	7	3	5	2	1	306	634
12:15	82	11	1	1	0	1	0	96	210	32	3	4	1	2	0	252	22	2	0	0	0	0	0	24	233	31	8	0	4	3	0	279	651
12:30	79	12	1	1	1	3	0	97	190	26	7	0	2	1	0	226	17	4	0	0	0	0	0	21	271	31	11	1	6	2	0	322	666
12:45	85	4	1	0	1	0	0	91	174	30	3	2	3	2	0	214	18	3	0	0	0	0	0	21	289	36	3	3	4	1	0	336	662
1 Hr	317	33	4	2	5	4	0	365	763	110	20	9	10	5	0	917	78	10	0	0	0	0	0	88	1060	119	29	7	19	8	1	1243	2613
13:00	81	9	1	0	3	0	0	94	207	32	2	0	5	2	0	248	23	2	1	0	0	0	0	26	292	33	2	2	7	2	1	339	707
13:15	90	7	1	0	3	0	0	101	201	23	5	1	1	1	0	232	25	1	0	0	0	1	0	27	291	33	4	0	3	0	0	331	691
13:30	72	7	4	0	1	0	0	84	189	32	4	2	3	0	0	230	33	3	0	0	0	0	0	36	255	24	7	1	4	3	0	294	644
13:45	84	8	1	1	1	0	0	95	224	30	7	0	1	0	0	262	46	3	0	0	0	0	0	49	237	22	7	2	4	1	1	274	680
1 Hr	327	31	7	1	8	0	0	374	821	117	18	3	10	3	0	972	127	9	1	0	0	1	0	138	1075	112	20	5	18	6	2	1238	2722
14:00	97	4	1	0	3	0	0	105	207	30	4	1	3	4	0	249	26	3	0	0	0	0	1	30	255	13	6	0	5	4	0	283	667
14:15	106	6	2	1	2	0	0	117	207	27	1	3	0	1	0	239	25	2	0	0	0	0	0	27	257	29	8	1	2	3	0	300	683
14:30	83	8	1	0	2	0	0	94	224	33	7	0	1	0	0	265	30	5	0	0	0	0	0	35	262	22	11	0	6	0	0	301	695
14:45	89	3	0	0	2	0	0	94	254	24	2	2	2	3	0	287	19	0	0	0	0	0	0	19	264	25	7	3	2	0	2	303	703
1 Hr	375	21	4	1	9	0	0	410	892	114	14	6	6	8	0	1040	100	10	0	0	0	0	1	111	1038	89	32	4	15	7	2	1187	2748
15:00	85	9	2	0	2	0	0	98	273	46	5	4	3	0	0	331	25	3	1	0	0	0	0	29	218	21	5	1	6	1	0	252	710
15:15	109	9	2	0	2	1	0	123	254	42	6	1	2	1	0	306	29	2	0	0	0	0	0	31	269	28	4	2	5	0	0	308	768
15:30	118	15	1	0	1	3	0	138	319	54	7	0	3	1	0	384	11	2	0	0	0	0	0	13	261	21	5	2	5	1	1	296	831
15:45	93	10	0	0	2	0	0	105	306	54	4	4	3	1	0	372	20	0	0	0	0	0	0	20	235	28	1	1	5	1	0	271	768
1 Hr	405	43	5	0	7	4	0	464	1152	196	22	9	11	3	0	1393	85	7	1	0	0	0	0	93	983	98	15	6	21	3	1	1127	3077
16:00	127	7	1	0	3	2	0	140	315	53	6	1	4	3	0	382	15	1	0	0	0	0	0	16	271	24	5	0	6	2	0	308	846
16:15	128	8	0	0	5	0	0	141	347	78	5	0	0	4	0	434	9	1	0	0	0	0	0	10	270	26	2	0	5	3	0	306	891
16:30	119	17	0	0	0	2	0	138	369	61	4	1	2	8	0	445	20	1	0	0	0	0	0	21	260	24	2	0	6	3	0	295	899
16:45	140	14	1	0	0	1	0	156	386	78	5	1	4	4	0	478	14	1	0	0	0	0	0	15	271	40	4	0	10	1	0	326	975
1 Hr	514	46	2	0	8	5	0	575	1417	270	20	3	10	19	0	1739	58	4	0	0	0	0	0	62	1072	114	13	0	27	9	0	1235	3611
17:00	153	17	1	0	4	3	0	178	370	66	3	0	4	8	0	451	18	1	0	0	0	1	0	20	276	17	2	0	5	1	0	301	950
17:15	165	21	0	1	2	4	0	193	385	63	1	2	1	7	0	459	20	1	0	0	0	0	0	21	313	14	2	0	5	1	1	336	1009
17:30	175	20	0	0	6	2	0	203	357	31	3	1	7	5	0	404	20	3	0	0	0	1	0	24	283	19	1	0	9	4	0	316	947
17:45	191	24	1	0	7	1	0	224	378	39	3	0	3	7	0	430	17	2	0	0	0	0	0	19	297	25	2	0	2	1	0	327	1000
1 Hr	684	82	2	1	19	10	0	798	1490	199	10	3	15	27	0	1744	75	7	0	0	0	2	0	84	1169	75	7	0	21	7	1	1280	3906
18:00	181	5	1	0	2	4	0	193	388	25	0	0	1	10	0	424	17	0	0	0	0	0	0	17	284	14	2	0	10	2	1	313	947
18:15	168	12	1	0	5	4	0	190	365	33	3	0	2	8	0	411	14	0	0	0	0	1	0	15	266	15	2	0	8	1	0	292	908
18:30	165	12	2	0	4	3	0	186	343	25	1	1	6	12	0	388	17	2	0	0	0	0	0	19	260	22	0	0	5	1	0	288	881
18:45	162	7	0	0	2	1	0	172	353	27	1	0	5	6	0	392	21	1	0	0	0	1	0	23	257	18	1	0	12	2	0	290	877
1 Hr	676	36	4	0	13	12	0	741	1449	110	5	1	14	36	0	1615	69	3	0	0	0	2	0	74	1067	69	5	0	35	6	1	1183	3613
Total	4783	462	65	14	112	38	0	5474	11089	1494	210	65	132	111	0	13101	1161	87	10	3	0	7	8	1276	14783	1566	254	50	279	167	63	17162	37013